

2012 APNA

Arkansas Prevention Needs Assessment Student Survey



Conway County Tables

Arkansas Department of Human Services
Division of Behavioral Health Services
Prevention Services

Conducted by International Survey Associates dba Pride Surveys

Contents

1	INTRODUCTION	10
2	PERCENTAGE TABLES	15

List of Tables

1	Sex	16
2	Age	16
3	Are you Hispanic or Latino?	16
4	What is your race? Black or African American	17
5	What is your race? Asian	17
6	What is your race? American Indian	17
7	What is your race? Alaska Native	17
8	What is your race? White	18
9	What is your race? Native Hawaiian or Other Pacific Islander	18
10	What is your race? Other	18
11	What is the highest level of schooling completed by your mother or father?	19
12	Think of where you live most of the time. Which of the following people live there with you? Mother	19
13	Think of where you live most of the time. Which of the following people live there with you? Stepmother	19
14	Think of where you live most of the time. Which of the following people live there with you? Foster Mother	20
15	Think of where you live most of the time. Which of the following people live there with you? Grandmother	20
16	Think of where you live most of the time. Which of the following people live there with you? Aunt	20
17	Think of where you live most of the time. Which of the following people live there with you? Father	20
18	Think of where you live most of the time. Which of the following people live there with you? Stepfather	21
19	Think of where you live most of the time. Which of the following people live there with you? Foster Father	21
20	Think of where you live most of the time. Which of the following people live there with you? Grandfather	21
21	Think of where you live most of the time. Which of the following people live there with you? Uncle	21
22	Think of where you live most of the time. Which of the following people live there with you? Other Adults	22
23	Think of where you live most of the time. Which of the following people live there with you? Brother(s)	22
24	Think of where you live most of the time. Which of the following people live there with you? Stepbrother(s)	22
25	Think of where you live most of the time. Which of the following people live there with you? Sister(s)	22
26	Think of where you live most of the time. Which of the following people live there with you? Stepsister(s)	23

27	Think of where you live most of the time. Which of the following people live there with you? Other Children	23
28	In my school, students have lots of chances to help decide things like class activities and rules.	23
29	Teachers ask me to work on special classroom projects.	23
30	My teacher(s) notices when I am doing a good job and lets me know about it.	24
31	There are lots of chances for students in my school to get involved in sports, clubs, and other school activities outside of class.	24
32	There are lots of chances for students in my school to talk with a teacher one-on-one.	24
33	I feel safe at my school.	25
34	The school lets my parents know when I have done something well.	25
35	My teachers praise me when I work hard in school.	25
36	Are your school grades better than the grades of most students in your class?	26
37	I have lots of chances to be part of class discussions or activities.	26
38	Now thinking back over the past year in school, how often did you: enjoy being in school?	26
39	Now thinking back over the past year in school, how often did you: hate being in school?	27
40	Now thinking back over the past year in school, how often did you: try to do your best work in school?	27
41	How often do you feel that the school work you are assigned is meaningful and important?	27
42	Putting them all together, what were your grades like last year?	28
43	How important do you think the things you are learning in school are going to be for your later life?	28
44	How interesting are most of your courses to you?	28
45	During the LAST FOUR WEEKS how many whole days of school have you missed because you skipped or 'cut'?	29
46	What are the chances you would be seen as cool if you: smoked cigarettes?	29
47	What are the chances you would be seen as cool if you: worked hard at school?	29
48	What are the chances you would be seen as cool if you: began drinking alcoholic beverages regularly, that is, at least once or twice a month?	30
49	What are the chances you would be seen as cool if you: defended someone who was being verbally abused at school?	30
50	What are the chances you would be seen as cool if you: smoked marijuana?	30
51	What are the chances you would be seen as cool if you: carried a handgun?	31

52	Think of your four best friends (the friends you feel closest to). In the past year (12 months), how many of your best friends have: participated in clubs, organizations or activities at school?	31
53	Think of your four best friends (the friends you feel closest to). In the past year (12 months), how many of your best friends have: smoked cigarettes?	31
54	Think of your four best friends (the friends you feel closest to). In the past year (12 months), how many of your best friends have: tried beer, wine or hard liquor (for example, vodka, whiskey, or gin) when their parents didn't know about it?	32
55	Think of your four best friends (the friends you feel closest to). In the past year (12 months), how many of your best friends have: made a commitment to stay drug-free?	32
56	Think of your four best friends (the friends you feel closest to). In the past year (12 months), how many of your best friends have: used marijuana?	32
57	Think of your four best friends (the friends you feel closest to). In the past year (12 months), how many of your best friends have: used prescription drugs or non-prescription drugs for the purposes of getting high?	33
58	Think of your four best friends (the friends you feel closest to). In the past year (12 months), how many of your best friends have: used synthetic marijuana (K2, spice) or bath salts?	33
59	Think of your four best friends (the friends you feel closest to). In the past year (12 months), how many of your best friends have: used LSD, cocaine, amphetamines, or other illegal drugs?	33
60	Think of your four best friends (the friends you feel closest to). In the past year (12 months), how many of your best friends have: tried to do well in school?	34
61	Think of your four best friends (the friends you feel closest to). In the past year (12 months), how many of your best friends have: been suspended from school?	34
62	Think of your four best friends (the friends you feel closest to). In the past year (12 months), how many of your best friends have: liked school?	34
63	Think of your four best friends (the friends you feel closest to). In the past year (12 months), how many of your best friends have: carried a handgun?	35
64	Think of your four best friends (the friends you feel closest to). In the past year (12 months), how many of your best friends have: sold illegal drugs?	35
65	Think of your four best friends (the friends you feel closest to). In the past year (12 months), how many of your best friends have: regularly attended religious services?	35

66	Think of your four best friends (the friends you feel closest to). In the past year (12 months), how many of your best friends have: stolen or tried to steal a motor vehicle such as a car or motorcycle?	36
67	Think of your four best friends (the friends you feel closest to). In the past year (12 months), how many of your best friends have: been arrested?	36
68	Think of your four best friends (the friends you feel closest to). In the past year (12 months), how many of your best friends have: dropped out of school?	36
69	Think of your four best friends (the friends you feel closest to). In the past year (12 months), how many of your best friends have: been members of a gang?	37
70	How old were you when you first: smoked marijuana?	37
71	How old were you when you first: smoked a cigarette, even just a puff?	38
72	How old were you when you first: had more than a sip or two of beer, wine or hard liquor (for example, vodka, whiskey, or gin)?	38
73	How old were you when you first: began drinking alcoholic beverages regularly, that is, at least once or twice a month?	39
74	How old were you when you first: used Daztrex?	39
75	How old were you when you first: got suspended from school?	40
76	How old were you when you first: got arrested?	40
77	How old were you when you first: carried a handgun?	41
78	How old were you when you first: attacked someone with the idea of seriously hurting them?	41
79	How old were you when you first: belonged to a gang?	42
80	How wrong do you think it is for someone your age to: take a handgun to school?	42
81	How wrong do you think it is for someone your age to: steal anything worth more than \$5?	42
82	How wrong do you think it is for someone your age to: pick a fight with someone?	43
83	How wrong do you think it is for someone your age to: attack someone with the idea of seriously hurting them?	43
84	How wrong do you think it is for someone your age to: stay away from school all day when their parents think they are at school?	43
85	How wrong do you think it is for someone your age to: drink beer, wine or hard liquor (for example, vodka, whiskey, or gin) regularly?	44
86	How wrong do you think it is for someone your age to: smoke cigarettes?	44
87	How wrong do you think it is for someone your age to: smoke marijuana?	44
88	How wrong do you think it is for someone your age to: use prescription drugs or non-prescription drugs for the purpose of getting high?	45

89	How wrong do you think it is for someone your age to: use synthetic marijuana (K2, spice) or bath salts?	45
90	How wrong do you think it is for someone your age to: use LSD, cocaine, amphetamines or another illegal drug?	45
91	At school during the past 12 months, did you receive help from the resource teacher, speech therapist or other special education teacher?	46
92	How many times in the past year (12 months) have you: been suspended from school?	46
93	How many times in the past year (12 months) have you: carried a handgun?	46
94	How many times in the past year (12 months) have you: sold illegal drugs?	47
95	How many times in the past year (12 months) have you: stolen or tried to steal a motor vehicle such as a car or motorcycle?	47
96	How many times in the past year (12 months) have you: participated in clubs, organizations or activities at school?	48
97	How many times in the past year (12 months) have you: been arrested?	48
98	How many times in the past year (12 months) have you: attacked someone with the idea of seriously hurting them?	49
99	How many times in the past year (12 months) have you: been drunk or high at school?	49
100	How many times in the past year (12 months) have you: taken a handgun to school?	50
101	Are you currently on probation, or assigned a probation officer with Juvenile Court?	50
102	Have you ever belonged to a gang?	50
103	If you have ever belonged to a gang, did that gang have a name?	51
104	You are at a party at someone's house, and one of your friends offers you a drink containing alcohol. What would you say or do?	51
105	How often do you attend religious services or activities?	51
106	I think sometimes it's okay to cheat at school.	52
107	It is important to think before you act.	52
108	Sometimes I think that life is not worth it.	52
109	At times I think I am no good at all.	53
110	All in all, I am inclined to think that I am a failure.	53
111	In the past year, have you felt depressed or sad MOST days, even if you felt okay sometimes?	53
112	It is all right to beat up people if they start the fight.	54
113	I think it is okay to take something without asking if you can get away with it.	54
114	Where do you get the most information about living a drug and alcohol free life? Parents/guardians	54
115	Where do you get the most information about living a drug and alcohol free life? Friends	55

116	Where do you get the most information about living a drug and alcohol free life? Family members	55
117	Where do you get the most information about living a drug and alcohol free life? School	55
118	Where do you get the most information about living a drug and alcohol free life? Internet	56
119	Where do you get the most information about living a drug and alcohol free life? TV	56
120	Where do you get the most information about living a drug and alcohol free life? Social media	56
121	How much do you think people risk harming themselves (physically or in other ways) if they: smoked one or more packs of cigarettes per day?	57
122	How much do you think people risk harming themselves (physically or in other ways) if they: try marijuana once or twice?	57
123	How much do you think people risk harming themselves (physically or in other ways) if they: smoke marijuana once or twice a week?	57
124	How much do you think people risk harming themselves (physically or in other ways) if they: take one or two drinks of an alcoholic beverage (beer, wine, liquor) nearly every day?	58
125	How much do you think people risk harming themselves (physically or in other ways) if they: have five or more drinks of an alcoholic beverage once or twice each weekend?	58
126	How much do you think people risk harming themselves (physically or in other ways) if they: use prescription drugs that are not prescribed to them?	58
127	How much do you think people risk harming themselves (physically or in other ways) if they: use non-prescription drugs to get high?	59
128	Have you ever used smokeless tobacco (chew, snuff, plug, dipping tobacco, or chewing tobacco)?	59
129	How often have you taken smokeless tobacco during the past 30 days?	59
130	Have you ever smoked cigarettes?	60
131	How frequently have you smoked cigarettes during the past 30 days?	60
132	Which statement best describes rules about smoking inside your home?	60
133	Which statement best describes rules about smoking in your family cars?	61
134	During this school year, were you taught in any of your classes about the dangers of tobacco use?	61
135	During the past 12 months, have you participated in any community activities to discourage people your age from using cigarettes, chewing tobacco, snuff, dip or cigars?	61
136	Think back over the last two weeks. How many times have you had five or more alcoholic drinks in a row?	62

137	During the past 30 days, how many times did you ride in a car or other vehicle driven by someone who had been drinking alcohol or using drugs to get high?	62
138	During the past 30 days, how many times did you drive a car or other vehicle when you had been drinking alcohol or using drugs to get high?	62
139	If you drank alcohol (not just a sip or taste) in the past year, how did you usually get it?	63
140	If you drank alcohol (not just a sip or taste) in the past year, where did you usually drink it?	63
141	How do you feel about someone your age having one or two drinks of an alcoholic beverage nearly every day?	64
142	On how many occasions have you had alcoholic beverages (beer, wine or hard liquor) to drink in your lifetime - more than just a few sips?	64
143	On how many occasions have you drunk one of more drinks of an alcoholic beverage during the past 30 days?	64
144	On how many occasions have you used marijuana (grass, pot) or hashish (hash, hash oil) in your lifetime?	65
145	On how many occasions have you used marijuana (grass, pot) or hashish (hash, hash oil) during the past 30 days?	65
146	On how many occasions have you used LSD or other psychedelics in your lifetime?	65
147	On how many occasions have you used LSD or other psychedelics during the past 30 days?	66
148	On how many occasions have you used cocaine or crack in your lifetime?	66
149	On how many occasions have you used cocaine or crack during the past 30 days?	66
150	On how many occasions have you sniffed glue, breathed the contents of an aerosol spray can, or inhaled other gases or sprays, in order to get high in your lifetime?	67
151	On how many occasions have you sniffed glue, breathed the contents of an aerosol spray can, or inhaled other gases or sprays, in order to get high during the past 30 days?	67
152	On how many occasions have you used Daztrex in your lifetime?	68
153	On how many occasions have you used Daztrex during the past 30 days?	68
154	On how many occasions have you used synthetic marijuana in your lifetime?	68
155	On how many occasions have you used synthetic marijuana during the past 30 days?	69
156	On how many occasions have you used methamphetamines (meth, speed, crank, crystal meth) in your lifetime?	69

157	On how many occasions have you used methamphetamines (meth, speed, crank, crystal meth) in the past 30 days?	69
158	On how many occasions have you used other chemical products (bath salts, plant food, etc.) in your lifetime?	70
159	On how many occasions have you used other chemical products (bath salts, plant food, etc.) during the past 30 days?	70
160	On how many occasions have you used heroin or other opiates in your lifetime?	70
161	On how many occasions have you used heroin or other opiates during the past 30 days?	71
162	On how many occasions have you used MDMA ('X', 'E', or ecstasy) in your lifetime?	71
163	On how many occasions have you used MDMA ('X', 'E', or ecstasy) during the past 30 days?	71
164	On how many occasions have you taken prescription drugs (such as Valium, Xanax, Ritalin, Adderall, OxyContin, Darvocet, or sleeping pills) not prescribed to you in your lifetime?	72
165	On how many occasions have you taken prescription drugs (such as Valium, Xanax, Ritalin, Adderall, OxyContin, Darvocet, or sleeping pills) not prescribed to you during the past 30 days?	72
166	On how many occasions have you taken non-prescription medicines such as diet pills (for example, Dietac, Dexatrim or Prolamine), stay-awake pills (for example No-Doz, Vivarin, or Wake), or cough or cold medicines (robos, DXM, etc.) to get high in your lifetime?	73
167	On how many occasions have you taken non-prescription medicines such as diet pills (for example, Dietac, Dexatrim or Prolamine), stay-awake pills (for example No-Doz, Vivarin, or Wake), or cough or cold medicines (robos, DXM, etc.) to get high during the past 30 days?	73
168	On how many occasions have you been drunk or very high from drinking alcoholic beverages during the past 30 days?	74
169	On how many occasions have you drunk flavored alcoholic beverages, sometimes called 'alcopops' (like Mike's Hard Lemonade, Smirnoff Ice, Bacardi Breezers, etc.) in your lifetime?	74
170	On how many occasions have you drunk flavored alcoholic beverages, sometimes called 'alcopops' (like Mike's Hard Lemonade, Smirnoff Ice, Bacardi Breezers, etc.) during the past 30 days?	75
171	If you used prescription drugs or over the counter drugs without a doctor telling you to use it or for the purpose of getting high, where did you get these drugs?	75
172	During the last month, about how many marijuana cigarettes, or the equivalent, did you smoke a day, on the average?	76
173	How wrong do your friends feel it would be for YOU to: drink alcohol?	76
174	How wrong do your friends feel it would be for YOU to: smoke tobacco?	76

175	How wrong do your friends feel it would be for YOU to: smoke marijuana?	77
176	How wrong do your friends feel it would be for YOU to: use prescription drugs not prescribed to you	77
177	How wrong would most adults (over 21) in your neighborhood think it is for kids your age: to use marijuana?	77
178	How wrong would most adults (over 21) in your neighborhood think it is for kids your age: to drink alcohol?	78
179	How wrong would most adults (over 21) in your neighborhood think it is for kids your age: to smoke cigarettes?	78
180	How much do each of the following statements describe your neighborhood? crime and/or drug selling	78
181	How much do each of the following statements describe your neighborhood? fights	79
182	How much do each of the following statements describe your neighborhood? lots of empty or abandoned buildings	79
183	How much do each of the following statements describe your neighborhood? lots of graffiti	79
184	I feel safe in my neighborhood.	80
185	If a kid smoked marijuana in your neighborhood would he or she be caught by the police?	80
186	If a kid drank some beer, wine or hard liquor (for example, vodka, whiskey, or gin) in your neighborhood would he or she be caught by the police?	80
187	If a kid carried a handgun in your neighborhood would he or she be caught by the police?	81
188	If you wanted to get some cigarettes, how easy would it be for you to get some?	81
189	If you wanted to get some beer, wine or hard liquor (for example, vodka, whiskey, or gin), how easy would it be for you to get some?	81
190	If you wanted to get a drug like cocaine, LSD, or amphetamines, how easy would it be for you to get some?	82
191	If you wanted to get a handgun, how easy would it be for you to get one?	82
192	If you wanted to get some marijuana, how easy would it be for you to get some?	82
193	If you wanted to get prescription drugs for the purpose of getting high, how easy would it be for you to get some?	83
194	If you wanted to get synthetic marijuana such as K2 or chemical products such as bath salts to get high, how easy would it be for you to get some?	83
195	If you wanted to get steroids to enhance athletic performance, how easy would it be for you to get some?	83

196	During the past 12 months, have you participated in any alcohol prevention programs or seen any alcohol prevention messages in your school or community? Yes, a school-based program focused on preventing underage drinking and/or drinking and driving. . . .	84
197	During the past 12 months, have you participated in any alcohol prevention programs or seen any alcohol prevention messages in your school or community? Yes, a community-based program focused on preventing underage drinking and/or drinking and driving (for example, through your church or temple or through youth groups like Boys and Girls Club or 4-H). . . .	84
198	During the past 12 months, have you participated in any alcohol prevention programs or seen any alcohol prevention messages in your school or community? Yes, a media campaign addressing underage drinking and/or drinking and driving (for example, newspaper ads, posters, pamphlets, radio, TV). . . .	84
199	During the past 12 months, have you participated in any alcohol prevention programs or seen any alcohol prevention messages in your school or community? No	84
200	How wrong do your parents feel it would be for YOU to: drink beer, wine or hard liquor (for example, vodka, whiskey or gin) regularly? .	85
201	How wrong do your parents feel it would be for YOU to: smoke tobacco?	85
202	How wrong do your parents feel it would be for YOU to: smoke marijuana?	85
203	How wrong do your parents feel it would be for YOU to: use prescription drugs not prescribed to you?	86
204	How wrong do your parents feel it would be for YOU to: steal something worth more than \$5?	86
205	How wrong do your parents feel it would be for YOU to: draw graffiti, write things, or draw pictures on buildings or other property (without the owner's permission)?	86
206	How wrong do your parents feel it would be for YOU to: pick a fight with someone?	87
207	During the past 12 months, have you talked with at least one of your parents about the dangers of underage drinking and/or drinking and driving? By parents, we mean either your biological parents, adoptive parents, stepparents, or adult guardians - whether or not they live with you. . . .	87
208	The rules in my family are clear. . . .	87
209	People in my family often insult or yell at each other. . . .	88
210	When I am not at home, one of my parents knows where I am and who I am with. . . .	88
211	We argue about the same things in my family over and over. . . .	88

212	If you drank some beer or wine or liquor (for example, vodka, whiskey, or gin) without your parents' permission, would you be caught by your parents?	89
213	My family has clear rules about alcohol and drug use. . . .	89
214	If you carried a handgun without your parents' permission, would you be caught by your parents?	89
215	If you skipped school would you be caught by your parents?	90
216	My parents ask if I've gotten my homework done. . . .	90
217	People in my family have serious arguments. . . .	90
218	Would your parents know if you did not come home on time?	91
219	Have any of your brothers or sisters ever: drunk beer, wine or hard liquor (for example, vodka, whiskey or gin)?	91
220	Have any of your brothers or sisters ever: smoked marijuana?	91
221	Have any of your brothers or sisters ever: smoked cigarettes?	91
222	Have any of your brothers or sisters ever: taken a handgun to school? .	92
223	Have any of your brothers or sisters ever: been suspended or expelled from school?	92
224	Have you changed homes in the past year (the last 12 months)? . . .	92
225	How many times have you changed homes since kindergarten?	92
226	Have you changed schools (including changing from elementary to middle and middle to high school) in the past year?	93
227	How many times have you changed schools since kindergarten (including changing from elementary to middle and middle to high school)?	93
228	Has anyone in your family ever had severe alcohol or drug problems? .	93
229	About how many adults (over 21) have you known personally who in the past year have: used marijuana, crack, cocaine, or other drugs? .	94
230	About how many adults (over 21) have you known personally who in the past year have: sold or dealt drugs?	94
231	About how many adults (over 21) have you known personally who in the past year have: done other things that could get them in trouble with the police, like stealing, selling stolen goods, mugging or assaulting others, etc.?	94
232	About how many adults (over 21) have you known personally who in the past year have: gotten drunk or high?	95
233	Have you seen or heard information about underage drinking in the past 12 months from the following sources? Radio	95
234	Have you seen or heard information about underage drinking in the past 12 months from the following sources? TV. . . .	95
235	Have you seen or heard information about underage drinking in the past 12 months from the following sources? Print. This includes information on underage drinking you may have seen in the newspaper, on a billboard, in pamphlets, on stickers, etc. . . .	95

236	Have you seen or heard information about underage drinking in the past 12 months from the following sources? Website or social media? (Facebook, Myspace, website, etc.)	96
237	The next questions ask about your opinions of the information you saw or heard. If you have seen or heard more than one ad, please think about your favorite ad when answering these questions. The information about underage drinking that I saw or heard was convincing.	96
238	The next questions ask about your opinions of the information you saw or heard. If you have seen or heard more than one ad, please think about your favorite ad when answering these questions. The information about underage drinking that I saw or heard grabbed my attention.	96
239	The next questions ask about your opinions of the information you saw or heard. If you have seen or heard more than one ad, please think about your favorite ad when answering these questions. The information about underage drinking that I saw or heard said something important to me.	97
240	The next questions ask about your opinions of the information you saw or heard. If you have seen or heard more than one ad, please think about your favorite ad when answering these questions. Seeing or hearing this information about underage drinking made me want to stop or decrease my drinking.	97
241	How honest were you in filling out this survey?	97

List of Figures

1	Grade Chart	11
2	Gender Chart	12
3	Age Chart	13
4	Ethnic Origin Chart	14

1 INTRODUCTION

This report was generated from data collected on the *2012 Arkansas Prevention Needs Assessment Student Survey*. This report contains basic frequency tables of all data collected and graphs on the selected demographic variables of grade, gender, age and ethnic origin. The graph on ethnic origin is represented as a bar chart rather than as a pie chart. This is because students were allowed to mark more than one response for ethnic origin as opposed to being allowed to mark only one response. The bars represent the percent of students who marked each of the ethnic categories.

Questions regarding the information found in this report can be directed to:

Pride Surveys

160 Vanderbilt Court
Bowling Green, KY 42103
1-800-279-6361
www.pridesurveys.com

Grade Chart

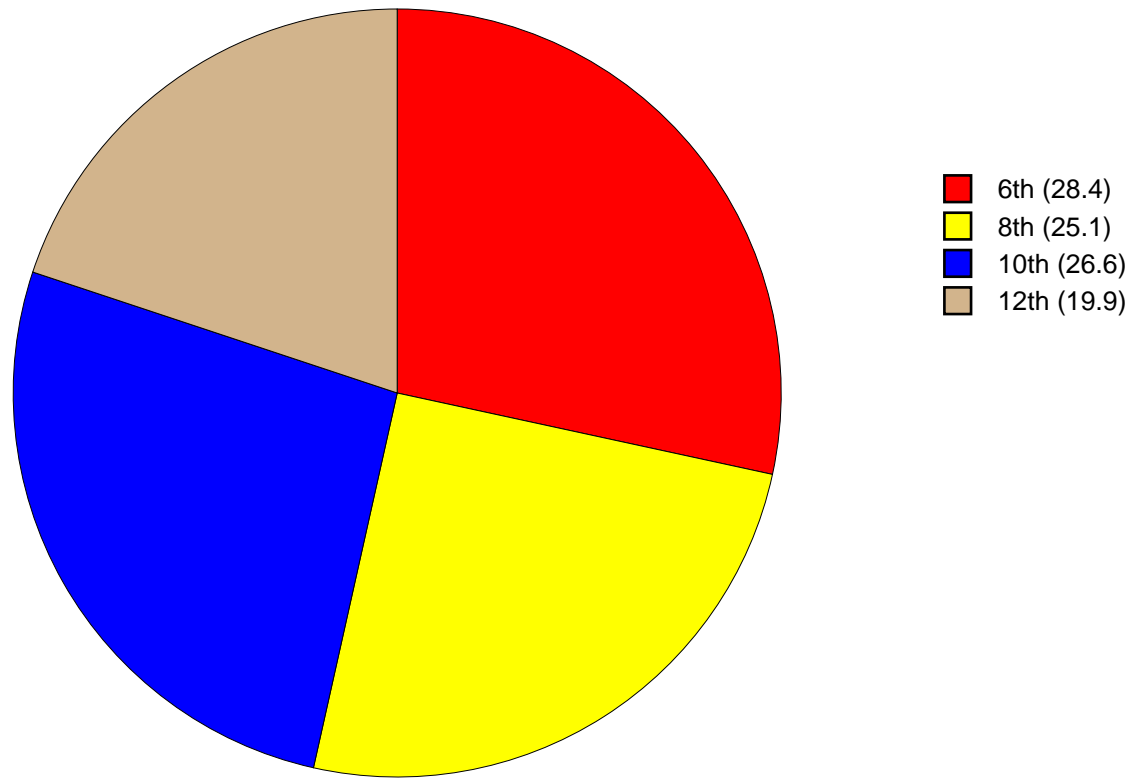


Figure 1: Grade Chart

Gender Chart

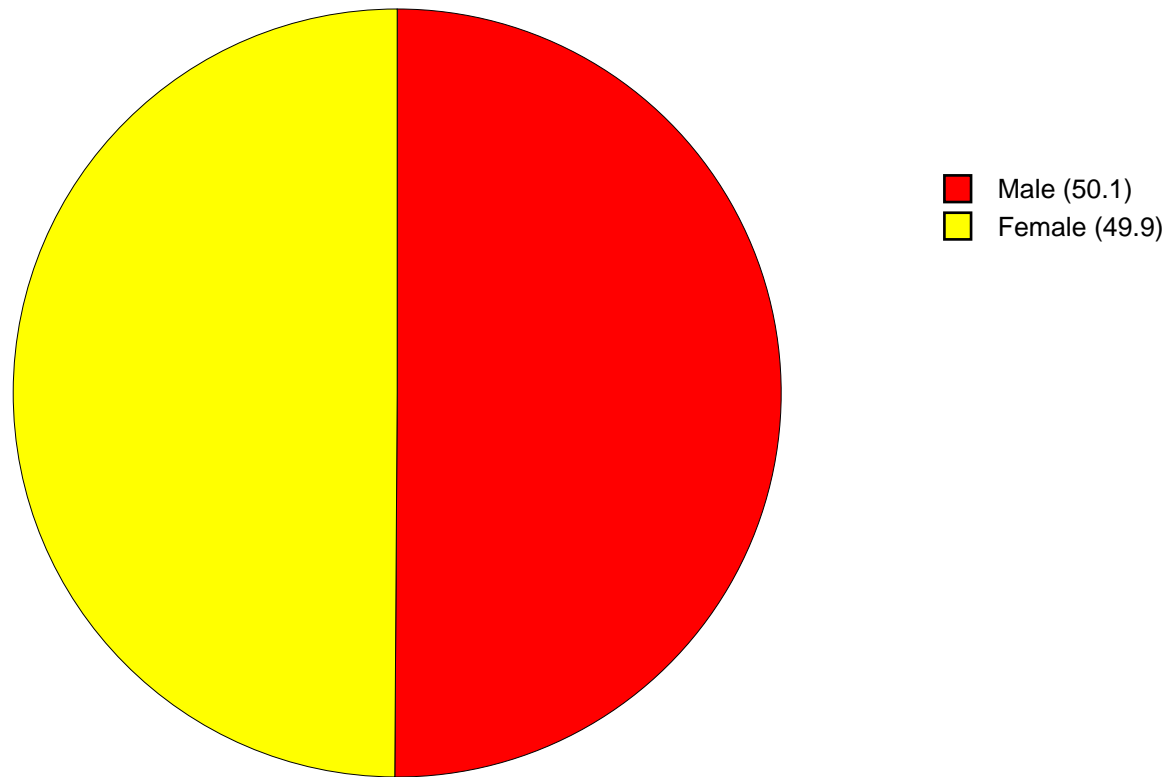


Figure 2: Gender Chart

Age Chart

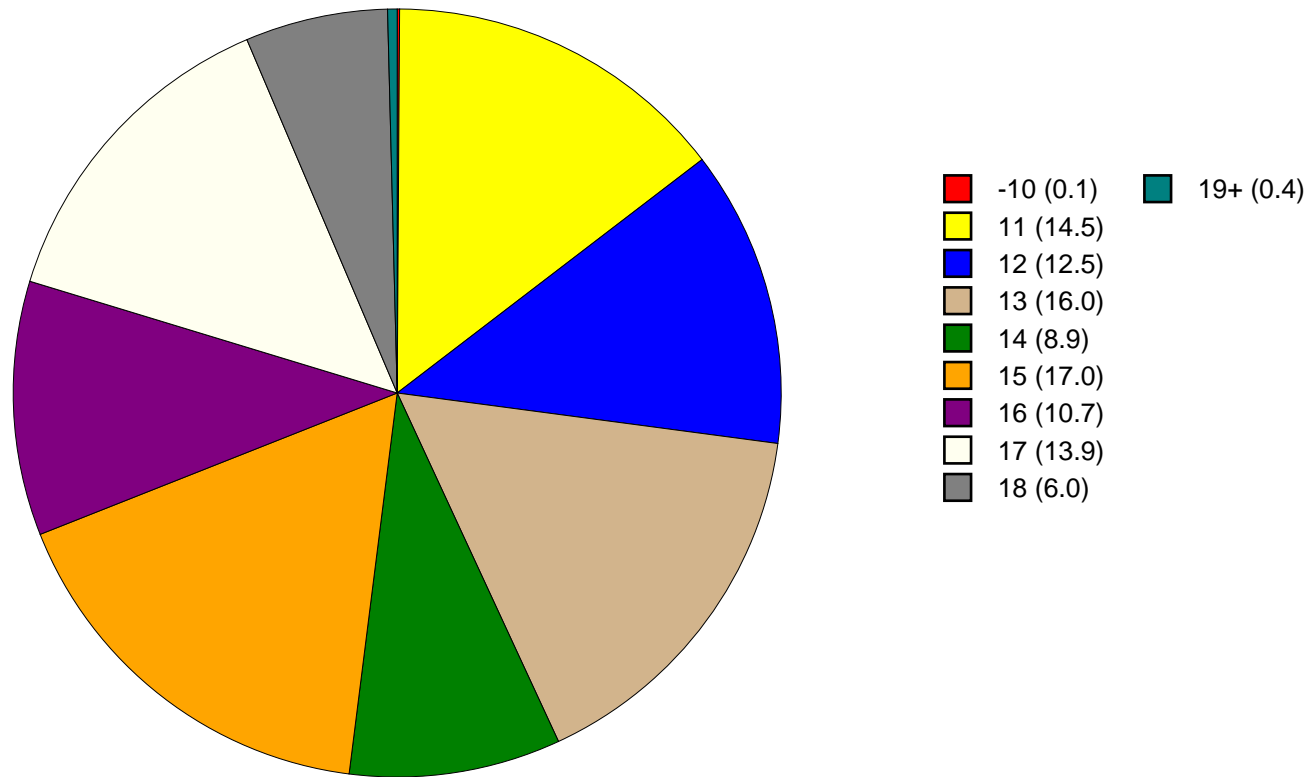


Figure 3: Age Chart

Ethnic Origin Chart

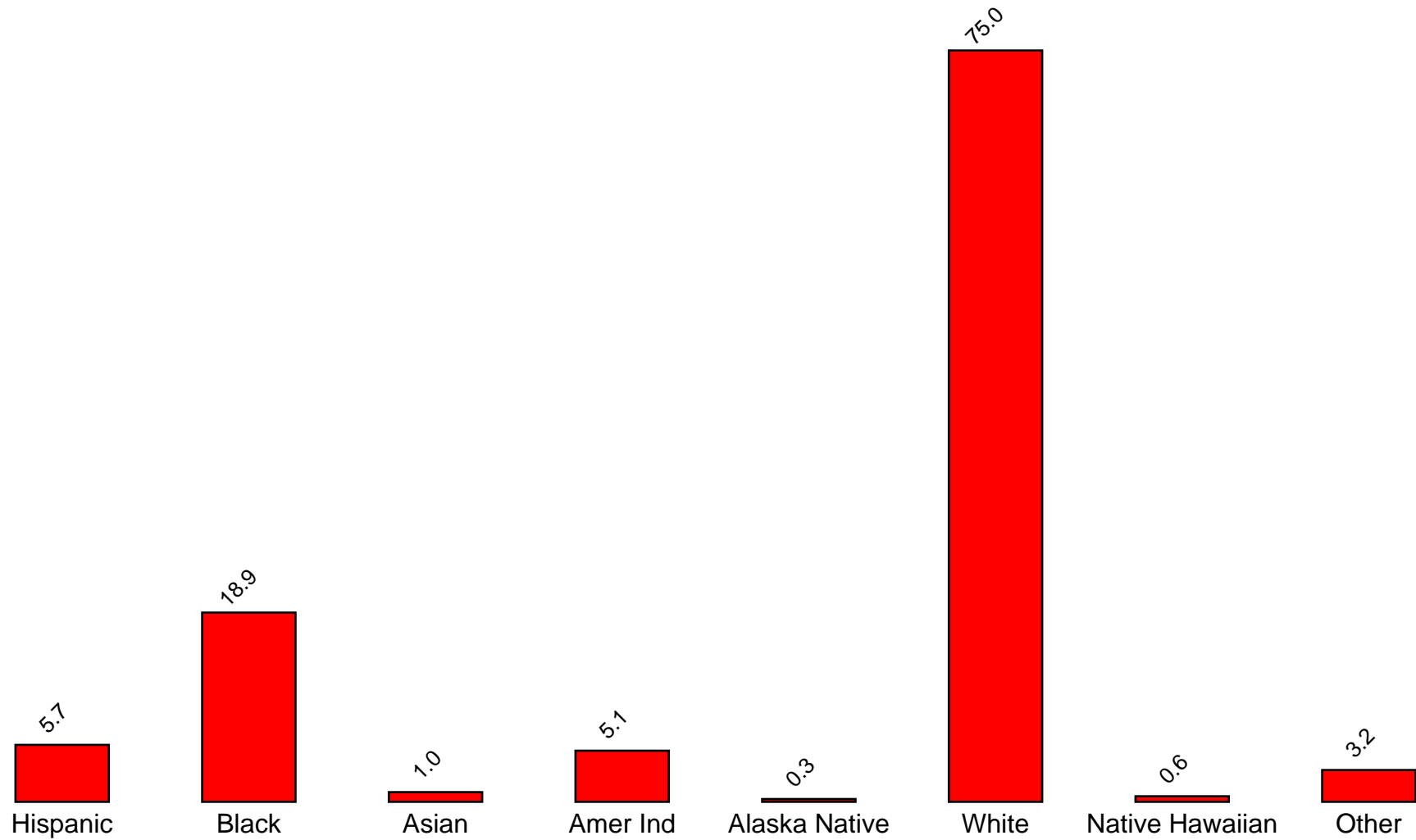


Figure 4: Ethnic Origin Chart

2 PERCENTAGE TABLES

The following tables contain frequency distribution detailing how your students responded to each question on the survey. The tables appear in the same order as the questions on the survey. The tables include breakdowns by grade level as well as overall percentages. The *N of Valid* row is a frequency count of the number of valid responses to each question for each grade and overall. The *N of Miss* row is a frequency count of the number of invalid (marked more than one response) or missing (i.e. did not respond) responses to each question for each grade and overall.

For the questions that allowed more than one response (i.e. race, live with, etc.) each response becomes a separate table. If a student did not mark the response, that was counted as a NO response, and if they did mark the response, that was counted as a YES response. Since a non response is a valid response for these questions, the *N of Miss* will always be zero for these questions.

Table 1: Sex

Response	6	8	10	12	Total	
Male	52.7	52.7	44.4	50.4	50.1	
Female	47.3	47.3	55.6	49.6	49.9	
N of Valid	203	182	189	141	715	
N of Miss	3	0	4	3	10	

Table 2: Age

Response	6	8	10	12	Total	
10 or younger	0.5	0.0	0.0	0.0	0.1	
11	51.2	0.0	0.0	0.0	14.5	
12	44.3	0.0	0.0	0.0	12.5	
13	3.9	58.8	0.0	0.0	16.0	
14	0.0	35.2	0.0	0.0	8.9	
15	0.0	6.0	58.1	0.0	17.0	
16	0.0	0.0	40.3	0.0	10.7	
17	0.0	0.0	1.6	67.8	13.9	
18	0.0	0.0	0.0	30.1	6.0	
19 or older	0.0	0.0	0.0	2.1	0.4	
N of Valid	203	182	191	143	719	
N of Miss	3	0	2	1	6	

Table 3: Are you Hispanic or Latino?

Response	6	8	10	12	Total	
No	94.3	92.6	93.9	97.1	94.3	
Yes	5.7	7.4	6.1	2.9	5.7	
N of Valid	192	176	180	138	686	
N of Miss	14	6	13	6	39	

Table 4: What is your race? Black or African American



Response	6	8	10	12	Total	
No	83.0	80.8	81.9	77.8	81.1	
Yes	17.0	19.2	18.1	22.2	18.9	
N of Valid	206	182	193	144	725	
N of Miss	0	0	0	0	0	

Table 5: What is your race? Asian



Response	6	8	10	12	Total	
No	99.5	98.4	99.5	98.6	99.0	
Yes	0.5	1.6	0.5	1.4	1.0	
N of Valid	206	182	193	144	725	
N of Miss	0	0	0	0	0	

Table 6: What is your race? American Indian



Response	6	8	10	12	Total	
No	94.7	93.4	96.4	95.1	94.9	
Yes	5.3	6.6	3.6	4.9	5.1	
N of Valid	206	182	193	144	725	
N of Miss	0	0	0	0	0	

Table 7: What is your race? Alaska Native



Response	6	8	10	12	Total	
No	100.0	99.5	99.5	100.0	99.7	
Yes	0.0	0.5	0.5	0.0	0.3	
N of Valid	206	182	193	144	725	
N of Miss	0	0	0	0	0	

Table 8: What is your race? White



Response	6	8	10	12	Total	
No	22.3	19.8	28.5	30.6	25.0	
Yes	77.7	80.2	71.5	69.4	75.0	
N of Valid	206	182	193	144	725	
N of Miss	0	0	0	0	0	

Table 9: What is your race? Native Hawaiian or Other Pacific Islander



Response	6	8	10	12	Total	
No	100.0	98.9	99.5	99.3	99.4	
Yes	0.0	1.1	0.5	0.7	0.6	
N of Valid	206	182	193	144	725	
N of Miss	0	0	0	0	0	

Table 10: What is your race? Other



Response	6	8	10	12	Total	
No	98.1	93.4	96.9	99.3	96.8	
Yes	1.9	6.6	3.1	0.7	3.2	
N of Valid	206	182	193	144	725	
N of Miss	0	0	0	0	0	

Table 11: What is the highest level of schooling completed by your mother or father?









Response	6	8	10	12	Total	
Completed grade school or less	2.6	1.7	0.0	2.2	1.6	
Some high school	2.0	8.5	13.3	14.0	9.0	
Completed high school	10.2	15.3	16.0	24.3	15.8	
Some college	11.7	13.6	16.0	22.1	15.4	
Completed college	23.0	22.6	29.8	22.8	24.6	
Graduate or professional school after college	8.2	10.2	6.1	6.6	7.8	
Don't know	39.8	27.7	18.2	7.4	24.6	
Does not apply	2.6	0.6	0.6	0.7	1.2	
N of Valid	196	177	181	136	690	
N of Miss	10	5	12	8	35	

Table 12: Think of where you live most of the time. Which of the following people live there with you? Mother



Response	6	8	10	12	Total	
No	14.6	13.7	21.2	20.8	17.4	
Yes	85.4	86.3	78.8	79.2	82.6	
N of Valid	206	182	193	144	725	
N of Miss	0	0	0	0	0	

Table 13: Think of where you live most of the time. Which of the following people live there with you? Stepmother



Response	6	8	10	12	Total	
No	95.6	94.5	90.2	92.4	93.2	
Yes	4.4	5.5	9.8	7.6	6.8	
N of Valid	206	182	193	144	725	
N of Miss	0	0	0	0	0	

Table 14: Think of where you live most of the time. Which of the following people live there with you? Foster Mother



Response	6	8	10	12	Total	
No	99.5	99.5	99.5	98.6	99.3	
Yes	0.5	0.5	0.5	1.4	0.7	
N of Valid	206	182	193	144	725	
N of Miss	0	0	0	0	0	

Table 15: Think of where you live most of the time. Which of the following people live there with you? Grandmother



Response	6	8	10	12	Total	
No	87.9	85.7	88.1	91.0	88.0	
Yes	12.1	14.3	11.9	9.0	12.0	
N of Valid	206	182	193	144	725	
N of Miss	0	0	0	0	0	

Table 16: Think of where you live most of the time. Which of the following people live there with you? Aunt



Response	6	8	10	12	Total	
No	97.1	94.5	97.4	97.9	96.7	
Yes	2.9	5.5	2.6	2.1	3.3	
N of Valid	206	182	193	144	725	
N of Miss	0	0	0	0	0	

Table 17: Think of where you live most of the time. Which of the following people live there with you? Father



Response	6	8	10	12	Total	
No	34.0	51.6	43.0	56.2	45.2	
Yes	66.0	48.4	57.0	43.8	54.8	
N of Valid	206	182	193	144	725	
N of Miss	0	0	0	0	0	

Table 18: Think of where you live most of the time. Which of the following people live there with you? Stepfather



Response	6	8	10	12	Total	
No	86.9	80.8	88.6	81.9	84.8	
Yes	13.1	19.2	11.4	18.1	15.2	
N of Valid	206	182	193	144	725	
N of Miss	0	0	0	0	0	

Table 19: Think of where you live most of the time. Which of the following people live there with you? Foster Father



Response	6	8	10	12	Total	
No	99.5	99.5	99.0	98.6	99.2	
Yes	0.5	0.5	1.0	1.4	0.8	
N of Valid	206	182	193	144	725	
N of Miss	0	0	0	0	0	

Table 20: Think of where you live most of the time. Which of the following people live there with you? Grandfather



Response	6	8	10	12	Total	
No	95.1	90.7	93.8	95.1	93.7	
Yes	4.9	9.3	6.2	4.9	6.3	
N of Valid	206	182	193	144	725	
N of Miss	0	0	0	0	0	

Table 21: Think of where you live most of the time. Which of the following people live there with you? Uncle



Response	6	8	10	12	Total	
No	96.6	93.4	96.9	99.3	96.4	
Yes	3.4	6.6	3.1	0.7	3.6	
N of Valid	206	182	193	144	725	
N of Miss	0	0	0	0	0	

Table 22: Think of where you live most of the time. Which of the following people live there with you? Other Adults

Response	6	8	10	12	Total	
No	95.1	98.9	97.9	96.5	97.1	
Yes	4.9	1.1	2.1	3.5	2.9	
N of Valid	206	182	193	144	725	
N of Miss	0	0	0	0	0	

Table 23: Think of where you live most of the time. Which of the following people live there with you? Brother(s)

Response	6	8	10	12	Total	
No	54.9	58.2	54.4	66.0	57.8	
Yes	45.1	41.8	45.6	34.0	42.2	
N of Valid	206	182	193	144	725	
N of Miss	0	0	0	0	0	

Table 24: Think of where you live most of the time. Which of the following people live there with you? Stepbrother(s)

Response	6	8	10	12	Total	
No	93.7	96.7	94.3	97.2	95.3	
Yes	6.3	3.3	5.7	2.8	4.7	
N of Valid	206	182	193	144	725	
N of Miss	0	0	0	0	0	

Table 25: Think of where you live most of the time. Which of the following people live there with you? Sister(s)

Response	6	8	10	12	Total	
No	52.9	57.7	59.1	63.9	57.9	
Yes	47.1	42.3	40.9	36.1	42.1	
N of Valid	206	182	193	144	725	
N of Miss	0	0	0	0	0	

Table 26: Think of where you live most of the time. Which of the following people live there with you? Stepsister(s)



Response	6	8	10	12	Total	
No	94.7	95.1	96.4	95.8	95.4	
Yes	5.3	4.9	3.6	4.2	4.6	
N of Valid	206	182	193	144	725	
N of Miss	0	0	0	0	0	

Table 27: Think of where you live most of the time. Which of the following people live there with you? Other Children



Response	6	8	10	12	Total	
No	94.7	96.2	97.9	92.4	95.4	
Yes	5.3	3.8	2.1	7.6	4.6	
N of Valid	206	182	193	144	725	
N of Miss	0	0	0	0	0	

Table 28: In my school, students have lots of chances to help decide things like class activities and rules.





Response	6	8	10	12	Total	
NO!	16.1	14.6	9.4	9.7	12.6	
no	42.2	33.7	31.9	28.5	34.5	
yes	35.9	43.8	50.3	48.6	44.4	
YES!	5.7	7.9	8.4	13.2	8.5	
N of Valid	192	178	191	144	705	
N of Miss	14	4	2	0	20	

Table 29: Teachers ask me to work on special classroom projects.





Response	6	8	10	12	Total	
NO!	8.8	8.4	6.2	9.7	8.2	
no	31.6	36.0	33.3	34.0	33.7	
yes	38.9	43.8	51.0	43.8	44.4	
YES!	20.7	11.8	9.4	12.5	13.7	
N of Valid	193	178	192	144	707	
N of Miss	13	4	1	0	18	

Table 30: My teacher(s) notices when I am doing a good job and lets me know about it.

Response	6	8	10	12	Total
NO!	4.6	8.5	8.9	7.7	7.4
no	13.7	25.4	16.8	24.6	19.7
yes	51.3	46.3	53.2	52.1	50.7
YES!	30.5	19.8	21.1	15.5	22.2
N of Valid	197	177	190	142	706
N of Miss	9	5	3	2	19

Table 31: There are lots of chances for students in my school to get involved in sports, clubs, and other school activities outside of class.

Response	6	8	10	12	Total
NO!	2.0	2.2	1.6	2.1	2.0
no	9.6	5.6	3.6	4.2	5.9
yes	36.4	40.4	30.2	38.5	36.1
YES!	52.0	51.7	64.6	55.2	56.0
N of Valid	198	178	192	143	711
N of Miss	8	4	1	1	14

Table 32: There are lots of chances for students in my school to talk with a teacher one-on-one.

Response	6	8	10	12	Total
NO!	3.0	6.2	3.6	4.9	4.4
no	12.7	16.9	20.8	25.2	18.5
yes	56.9	56.2	53.1	51.7	54.6
YES!	27.4	20.8	22.4	18.2	22.5
N of Valid	197	178	192	143	710
N of Miss	9	4	1	1	15

Table 33: I feel safe at my school.


Response	6	8	10	12	Total	
NO!	4.5	5.6	3.7	2.1	4.1	
no	5.5	16.9	12.1	8.3	10.7	
yes	43.0	55.1	51.1	62.5	52.1	
YES!	47.0	22.5	33.2	27.1	33.1	
N of Valid	200	178	190	144	712	
N of Miss	6	4	3	0	13	

Table 34: The school lets my parents know when I have done something well.


Response	6	8	10	12	Total	
NO!	6.7	16.9	21.5	19.0	15.7	
no	21.1	38.8	43.5	45.8	36.6	
yes	47.4	32.6	27.7	29.6	34.8	
YES!	24.7	11.8	7.3	5.6	12.9	
N of Valid	194	178	191	142	705	
N of Miss	12	4	2	2	20	

Table 35: My teachers praise me when I work hard in school.


Response	6	8	10	12	Total	
NO!	9.5	15.8	15.6	13.9	13.7	
no	36.8	36.2	35.9	42.4	37.6	
yes	37.9	41.8	39.6	35.4	38.8	
YES!	15.8	6.2	8.9	8.3	10.0	
N of Valid	190	177	192	144	703	
N of Miss	16	5	1	0	22	

Table 36: Are your school grades better than the grades of most students in your class?

Response	6	8	10	12	Total	
NO!	4.2	9.6	6.3	6.4	6.6	
no	23.8	31.6	33.5	37.6	31.2	
yes	53.4	41.8	40.8	42.6	44.8	
YES!	18.5	16.9	19.4	13.5	17.3	
N of Valid	189	177	191	141	698	
N of Miss	17	5	2	3	27	

Table 37: I have lots of chances to be part of class discussions or activities.

Response	6	8	10	12	Total	
NO!	2.5	3.4	1.6	0.7	2.1	
no	16.8	16.3	14.7	16.7	16.1	
yes	51.8	57.3	57.9	62.5	57.0	
YES!	28.9	23.0	25.8	20.1	24.8	
N of Valid	197	178	190	144	709	
N of Miss	9	4	3	0	16	

Table 38: Now thinking back over the past year in school, how often did you: enjoy being in school?

Response	6	8	10	12	Total	
Never	8.0	10.2	5.2	7.6	7.7	
Seldom	6.5	17.5	7.3	13.9	10.9	
Sometimes	38.5	37.3	39.6	43.1	39.4	
Often	28.0	20.9	31.8	24.3	26.5	
Almost always	19.0	14.1	16.1	11.1	15.4	
N of Valid	200	177	192	144	713	
N of Miss	6	5	1	0	12	

Table 39: Now thinking back over the past year in school, how often did you: hate being in school?


Response	6	8	10	12	Total	
Never	22.4	8.5	8.8	6.9	12.1	
Seldom	18.9	19.2	31.1	25.0	23.5	
Sometimes	35.2	35.6	35.8	38.2	36.1	
Often	13.8	20.9	16.6	22.9	18.2	
Almost always	9.7	15.8	7.8	6.9	10.1	
N of Valid	196	177	193	144	710	
N of Miss	10	5	0	0	15	

Table 40: Now thinking back over the past year in school, how often did you: try to do your best work in school?


Response	6	8	10	12	Total	
Never	1.5	0.0	1.0	0.7	0.8	
Seldom	0.5	1.7	3.6	4.2	2.4	
Sometimes	4.6	13.8	10.9	16.7	11.0	
Often	15.7	25.9	24.5	36.8	24.9	
Almost always	77.7	58.6	59.9	41.7	60.8	
N of Valid	197	174	192	144	707	
N of Miss	9	8	1	0	18	

Table 41: How often do you feel that the school work you are assigned is meaningful and important?


Response	6	8	10	12	Total	
Never	4.1	8.8	5.2	5.6	5.9	
Seldom	7.6	16.6	21.4	28.5	17.8	
Sometimes	20.3	30.9	35.4	34.7	30.0	
Often	34.5	26.0	28.6	20.8	28.0	
Almost always	33.5	17.7	9.4	10.4	18.3	
N of Valid	197	181	192	144	714	
N of Miss	9	1	1	0	11	

Table 42: Putting them all together, what were your grades like last year?

Response	6	8	10	12	Total
Mostly F's	1.0	0.6	1.6	0.0	0.9
Mostly D's	0.5	0.6	3.1	1.4	1.4
Mostly C's	6.3	15.0	10.9	24.6	13.5
Mostly B's	22.5	40.5	39.6	50.7	37.4
Mostly A's	69.6	43.4	44.8	23.2	46.8
N of Valid	191	173	192	142	698
N of Miss	15	9	1	2	27

Table 43: How important do you think the things you are learning in school are going to be for your later life?

Response	6	8	10	12	Total
Very important	58.8	33.9	21.4	17.4	34.1
Quite important	26.6	31.1	32.8	20.1	28.1
Fairly important	9.0	23.7	25.5	40.3	23.5
Slightly important	5.5	9.0	16.7	19.4	12.2
Not at all important	0.0	2.3	3.6	2.8	2.1
N of Valid	199	177	192	144	712
N of Miss	7	5	1	0	13

Table 44: How interesting are most of your courses to you?

Response	6	8	10	12	Total
Very interesting and stimulating	18.0	9.7	10.9	6.2	11.6
Quite interesting	45.4	32.4	32.3	21.5	33.7
Fairly interesting	25.3	36.9	33.3	47.2	34.8
Slightly dull	8.2	13.6	17.2	17.4	13.9
Very dull	3.1	7.4	6.2	7.6	5.9
N of Valid	194	176	192	144	706
N of Miss	12	6	1	0	19

Table 45: During the LAST FOUR WEEKS how many whole days of school have you missed because you skipped or 'cut'?


Response	6	8	10	12	Total	
None	67.7	68.4	77.2	66.0	70.1	
1	15.7	18.1	11.9	14.6	15.0	
2	8.1	6.8	4.1	9.0	6.9	
3	4.0	2.8	4.1	6.2	4.2	
04/05/13	3.0	2.3	1.0	2.1	2.1	
06/10/13	1.5	1.7	1.0	2.1	1.5	
11 or more	0.0	0.0	0.5	0.0	0.1	
N of Valid	198	177	193	144	712	
N of Miss	8	5	0	0	13	

Table 46: What are the chances you would be seen as cool if you: smoked cigarettes?


Response	6	8	10	12	Total	
No or very little chance	93.8	77.2	68.6	58.7	75.7	
Little chance	3.1	13.5	13.1	24.5	12.7	
Some chance	1.0	4.1	11.5	7.7	6.0	
Pretty good chance	0.5	4.1	4.7	7.0	3.9	
Very good chance	1.5	1.2	2.1	2.1	1.7	
N of Valid	194	171	191	143	699	
N of Miss	12	11	2	1	26	

Table 47: What are the chances you would be seen as cool if you: worked hard at school?


Response	6	8	10	12	Total	
No or very little chance	6.1	7.6	10.9	9.8	8.5	
Little chance	7.6	16.4	13.0	18.9	13.5	
Some chance	13.2	21.1	25.0	30.1	21.8	
Pretty good chance	20.3	32.7	24.0	25.9	25.5	
Very good chance	52.8	22.2	27.1	15.4	30.7	
N of Valid	197	171	192	143	703	
N of Miss	9	11	1	1	22	

Table 48: What are the chances you would be seen as cool if you: began drinking alcoholic beverages regularly, that is, at least once or twice a month?


Response	6	8	10	12	Total	
No or very little chance	88.1	71.1	49.0	37.3	62.9	
Little chance	8.3	15.6	18.8	23.9	16.1	
Some chance	1.6	2.9	17.7	17.6	9.6	
Pretty good chance	1.0	9.8	10.4	16.2	8.9	
Very good chance	1.0	0.6	4.2	4.9	2.6	
N of Valid	193	173	192	142	700	
N of Miss	13	9	1	2	25	

Table 49: What are the chances you would be seen as cool if you: defended someone who was being verbally abused at school?

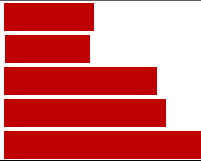
Response	6	8	10	12	Total	
No or very little chance	13.4	12.7	11.9	9.8	12.1	
Little chance	5.2	14.5	14.0	12.6	11.4	
Some chance	17.5	22.0	24.4	27.3	22.5	
Pretty good chance	25.3	20.8	25.4	24.5	24.0	
Very good chance	38.7	30.1	24.4	25.9	30.0	
N of Valid	194	173	193	143	703	
N of Miss	12	9	0	1	22	

Table 50: What are the chances you would be seen as cool if you: smoked marijuana?


Response	6	8	10	12	Total	
No or very little chance	95.3	72.8	58.9	45.8	69.7	
Little chance	2.1	10.4	10.4	17.4	9.5	
Some chance	0.5	5.8	12.0	13.2	7.5	
Pretty good chance	0.5	5.8	10.9	13.2	7.3	
Very good chance	1.6	5.2	7.8	10.4	6.0	
N of Valid	193	173	192	144	702	
N of Miss	13	9	1	0	23	

Table 51: What are the chances you would be seen as cool if you: carried a handgun?






Response	6	8	10	12	Total	
No or very little chance	87.4	72.3	77.6	72.9	78.0	
Little chance	4.7	10.4	9.4	12.5	9.0	
Some chance	3.1	8.7	4.7	7.6	5.9	
Pretty good chance	2.1	4.6	5.7	2.8	3.9	
Very good chance	2.6	4.0	2.6	4.2	3.3	
N of Valid	191	173	192	144	700	
N of Miss	15	9	1	0	25	

Table 52: Think of your four best friends (the friends you feel closest to). In the past year (12 months), how many of your best friends have: participated in clubs, organizations or activities at school?






Response	6	8	10	12	Total	
0	7.4	9.9	5.8	9.2	7.9	
1	6.3	9.3	7.3	10.6	8.2	
2	10.5	17.4	13.1	17.6	14.4	
3	6.8	18.6	21.5	16.9	15.8	
4	68.9	44.8	52.4	45.8	53.7	
N of Valid	190	172	191	142	695	
N of Miss	16	10	2	2	30	

Table 53: Think of your four best friends (the friends you feel closest to). In the past year (12 months), how many of your best friends have: smoked cigarettes?






Response	6	8	10	12	Total	
0	96.9	78.5	64.4	36.4	71.1	
1	1.0	15.7	12.6	22.4	12.2	
2	1.0	2.3	9.4	18.9	7.3	
3	0.0	0.6	3.7	9.8	3.1	
4	1.0	2.9	9.9	12.6	6.3	
N of Valid	193	172	191	143	699	
N of Miss	13	10	2	1	26	

Table 54: Think of your four best friends (the friends you feel closest to). In the past year (12 months), how many of your best friends have: tried beer, wine or hard liquor (for example, vodka, whiskey, or gin) when their parents didn't know about it?






Response	6	8	10	12	Total	
0	91.0	61.0	39.8	23.8	55.6	
1	5.9	16.9	13.1	14.0	12.2	
2	0.0	11.6	15.2	14.0	9.9	
3	1.6	2.3	8.4	18.2	7.1	
4	1.6	8.1	23.6	30.1	15.1	
N of Valid	188	172	191	143	694	
N of Miss	18	10	2	1	31	

Table 55: Think of your four best friends (the friends you feel closest to). In the past year (12 months), how many of your best friends have: made a commitment to stay drug-free?






Response	6	8	10	12	Total	
0	8.6	16.5	20.0	29.6	18.0	
1	3.8	7.1	17.9	26.1	13.1	
2	7.6	11.8	14.7	17.6	12.7	
3	9.7	12.4	11.1	6.3	10.0	
4	70.3	52.4	36.3	20.4	46.1	
N of Valid	185	170	190	142	687	
N of Miss	21	12	3	2	38	

Table 56: Think of your four best friends (the friends you feel closest to). In the past year (12 months), how many of your best friends have: used marijuana?






Response	6	8	10	12	Total	
0	97.9	77.3	60.7	39.0	70.5	
1	0.5	11.0	13.1	14.2	9.4	
2	0.5	4.7	5.8	14.2	5.8	
3	0.0	2.9	9.9	12.1	5.9	
4	1.1	4.1	10.5	20.6	8.4	
N of Valid	188	172	191	141	692	
N of Miss	18	10	2	3	33	

Table 57: Think of your four best friends (the friends you feel closest to). In the past year (12 months), how many of your best friends have: used prescription drugs or non-prescription drugs for the purposes of getting high?






Response	6	8	10	12	Total	
0	95.3	84.8	74.6	57.3	79.2	
1	2.6	8.8	10.1	14.0	8.5	
2	0.0	4.1	6.9	16.1	6.2	
3	0.0	1.2	4.8	7.7	3.2	
4	2.1	1.2	3.7	4.9	2.9	
N of Valid	190	171	189	143	693	
N of Miss	16	11	4	1	32	

Table 58: Think of your four best friends (the friends you feel closest to). In the past year (12 months), how many of your best friends have: used synthetic marijuana (K2, spice) or bath salts?






Response	6	8	10	12	Total	
0	98.9	88.9	83.2	79.0	87.9	
1	0.0	5.8	4.7	5.6	3.9	
2	0.5	2.3	3.7	8.4	3.5	
3	0.5	2.3	3.7	4.2	2.6	
4	0.0	0.6	4.7	2.8	2.0	
N of Valid	184	171	190	143	688	
N of Miss	22	11	3	1	37	

Table 59: Think of your four best friends (the friends you feel closest to). In the past year (12 months), how many of your best friends have: used LSD, cocaine, amphetamines, or other illegal drugs?






Response	6	8	10	12	Total	
0	98.9	90.5	87.9	90.2	92.0	
1	0.0	7.1	7.4	7.0	5.2	
2	0.5	2.4	1.6	1.4	1.5	
3	0.0	0.0	3.2	1.4	1.2	
4	0.5	0.0	0.0	0.0	0.1	
N of Valid	187	168	190	143	688	
N of Miss	19	14	3	1	37	

Table 60: Think of your four best friends (the friends you feel closest to). In the past year (12 months), how many of your best friends have: tried to do well in school?






Response	6	8	10	12	Total	
0	2.1	3.0	3.2	2.1	2.6	
1	2.6	3.6	5.8	7.8	4.8	
2	4.2	5.3	9.5	14.9	8.1	
3	9.4	22.5	18.9	19.1	17.2	
4	81.7	65.7	62.6	56.0	67.3	
N of Valid	191	169	190	141	691	
N of Miss	15	13	3	3	34	

Table 61: Think of your four best friends (the friends you feel closest to). In the past year (12 months), how many of your best friends have: been suspended from school?






Response	6	8	10	12	Total	
0	74.6	68.0	73.7	73.2	72.5	
1	16.4	13.6	15.3	12.0	14.5	
2	5.8	11.2	5.8	8.5	7.7	
3	0.5	1.8	2.6	1.4	1.6	
4	2.6	5.3	2.6	4.9	3.8	
N of Valid	189	169	190	142	690	
N of Miss	17	13	3	2	35	

Table 62: Think of your four best friends (the friends you feel closest to). In the past year (12 months), how many of your best friends have: liked school?






Response	6	8	10	12	Total	
0	13.3	30.4	20.5	26.1	22.1	
1	12.8	18.1	6.3	17.6	13.3	
2	16.0	22.8	24.7	22.5	21.4	
3	14.9	17.0	24.2	18.3	18.7	
4	43.1	11.7	24.2	15.5	24.5	
N of Valid	188	171	190	142	691	
N of Miss	18	11	3	2	34	

Table 63: Think of your four best friends (the friends you feel closest to). In the past year (12 months), how many of your best friends have: carried a handgun?






Response	6	8	10	12	Total	
0	94.8	91.9	94.2	94.4	93.8	
1	2.1	4.1	3.2	4.2	3.3	
2	2.1	0.6	0.5	1.4	1.2	
3	0.0	1.2	1.1	0.0	0.6	
4	1.0	2.3	1.1	0.0	1.2	
N of Valid	192	172	189	142	695	
N of Miss	14	10	4	2	30	

Table 64: Think of your four best friends (the friends you feel closest to). In the past year (12 months), how many of your best friends have: sold illegal drugs?






Response	6	8	10	12	Total	
0	100.0	90.5	84.7	76.1	88.6	
1	0.0	5.3	8.5	17.6	7.2	
2	0.0	4.1	4.8	2.8	2.9	
3	0.0	0.0	1.1	0.7	0.4	
4	0.0	0.0	1.1	2.8	0.9	
N of Valid	191	169	189	142	691	
N of Miss	15	13	4	2	34	

Table 65: Think of your four best friends (the friends you feel closest to). In the past year (12 months), how many of your best friends have: regularly attended religious services?






Response	6	8	10	12	Total	
0	23.2	17.1	8.5	21.8	17.3	
1	6.6	11.8	12.7	17.6	11.9	
2	10.5	15.9	19.6	19.7	16.3	
3	13.8	23.5	25.9	21.1	21.1	
4	45.9	31.8	33.3	19.7	33.4	
N of Valid	181	170	189	142	682	
N of Miss	25	12	4	2	43	

Table 66: Think of your four best friends (the friends you feel closest to). In the past year (12 months), how many of your best friends have: stolen or tried to steal a motor vehicle such as a car or motorcycle?

Response	6	8	10	12	Total	
0	100.0	94.2	94.7	97.2	96.5	
1	0.0	4.7	3.7	2.1	2.6	
2	0.0	0.0	1.1	0.7	0.4	
3	0.0	0.6	0.5	0.0	0.3	
4	0.0	0.6	0.0	0.0	0.1	
N of Valid	191	172	190	142	695	
N of Miss	15	10	3	2	30	

Table 67: Think of your four best friends (the friends you feel closest to). In the past year (12 months), how many of your best friends have: been arrested?

Response	6	8	10	12	Total	
0	97.4	83.1	81.1	77.5	85.3	
1	2.6	10.5	11.1	14.1	9.2	
2	0.0	4.1	4.2	4.2	3.0	
3	0.0	1.7	1.1	2.8	1.3	
4	0.0	0.6	2.6	1.4	1.2	
N of Valid	190	172	190	142	694	
N of Miss	16	10	3	2	31	

Table 68: Think of your four best friends (the friends you feel closest to). In the past year (12 months), how many of your best friends have: dropped out of school?

Response	6	8	10	12	Total	
0	95.3	91.9	93.2	88.0	92.4	
1	4.2	5.2	5.8	8.5	5.8	
2	0.5	1.7	0.5	1.4	1.0	
3	0.0	0.6	0.0	1.4	0.4	
4	0.0	0.6	0.5	0.7	0.4	
N of Valid	190	173	190	142	695	
N of Miss	16	9	3	2	30	

Table 69: Think of your four best friends (the friends you feel closest to). In the past year (12 months), how many of your best friends have: been members of a gang?

Response	6	8	10	12	Total	
0	94.7	93.1	87.3	93.7	92.1	
1	2.1	1.7	4.8	3.5	3.0	
2	1.6	3.5	3.2	2.1	2.6	
3	0.5	1.2	1.6	0.0	0.9	
4	1.1	0.6	3.2	0.7	1.4	
N of Valid	189	173	189	142	693	
N of Miss	17	9	4	2	32	

Table 70: How old were you when you first: smoked marijuana?

Response	6	8	10	12	Total	
Never	99.5	90.6	75.8	48.6	80.5	
10 or younger	0.0	2.9	2.1	2.8	1.9	
11	0.0	1.8	1.1	2.1	1.1	
12	0.5	1.2	4.7	7.0	3.2	
13	0.0	2.9	3.7	7.0	3.2	
14	0.0	0.6	7.4	3.5	2.9	
15	0.0	0.0	3.2	8.5	2.6	
16	0.0	0.0	2.1	14.1	3.4	
17 or older	0.0	0.0	0.0	6.3	1.3	
N of Valid	195	171	190	142	698	
N of Miss	11	11	3	2	27	

Table 71: How old were you when you first: smoked a cigarette, even just a puff?










Response	6	8	10	12	Total	
Never	95.9	81.9	67.7	36.9	72.8	
10 or younger	3.1	11.1	9.0	12.1	8.5	
11	1.0	1.8	2.1	5.0	2.3	
12	0.0	2.3	3.2	8.5	3.2	
13	0.0	2.3	5.8	9.9	4.2	
14	0.0	0.6	4.8	5.7	2.6	
15	0.0	0.0	5.8	5.7	2.7	
16	0.0	0.0	1.6	12.1	2.9	
17 or older	0.0	0.0	0.0	4.3	0.9	
N of Valid	195	171	189	141	696	
N of Miss	11	11	4	3	29	

Table 72: How old were you when you first: had more than a sip or two of beer, wine or hard liquor (for example, vodka, whiskey, or gin)?










Response	6	8	10	12	Total	
Never	87.2	64.0	41.1	20.0	55.4	
10 or younger	10.8	13.4	10.4	7.9	10.7	
11	1.0	4.7	2.6	1.4	2.4	
12	1.0	8.7	6.8	10.7	6.4	
13	0.0	4.7	9.9	9.3	5.7	
14	0.0	3.5	12.0	11.4	6.4	
15	0.0	1.2	15.1	14.3	7.3	
16	0.0	0.0	2.1	13.6	3.3	
17 or older	0.0	0.0	0.0	11.4	2.3	
N of Valid	195	172	192	140	699	
N of Miss	11	10	1	4	26	

Table 73: How old were you when you first: began drinking alcoholic beverages regularly, that is, at least once or twice a month?










Response	6	8	10	12	Total	
Never	100.0	94.8	79.6	67.6	86.6	
10 or younger	0.0	0.6	0.0	0.7	0.3	
11	0.0	0.6	0.5	1.4	0.6	
12	0.0	0.0	2.1	3.5	1.3	
13	0.0	2.3	2.6	0.7	1.4	
14	0.0	0.6	6.3	2.1	2.3	
15	0.0	1.2	6.3	7.0	3.4	
16	0.0	0.0	2.6	7.7	2.3	
17 or older	0.0	0.0	0.0	9.2	1.9	
N of Valid	194	172	191	142	699	
N of Miss	12	10	2	2	26	

Table 74: How old were you when you first: used Daztrex?


Response	6	8	10	12	Total	
Never	100.0	100.0	100.0	100.0	100.0	
10 or younger	0.0	0.0	0.0	0.0	0.0	
11	0.0	0.0	0.0	0.0	0.0	
12	0.0	0.0	0.0	0.0	0.0	
13	0.0	0.0	0.0	0.0	0.0	
14	0.0	0.0	0.0	0.0	0.0	
15	0.0	0.0	0.0	0.0	0.0	
16	0.0	0.0	0.0	0.0	0.0	
17 or older	0.0	0.0	0.0	0.0	0.0	
N of Valid	186	171	190	142	689	
N of Miss	20	11	3	2	36	

Table 75: How old were you when you first: got suspended from school?










Response	6	8	10	12	Total	
Never	92.3	84.9	85.9	72.3	84.7	
10 or younger	4.6	5.8	1.6	9.9	5.2	
11	2.1	1.7	1.6	1.4	1.7	
12	1.0	4.7	0.5	3.5	2.3	
13	0.0	1.7	2.6	5.0	2.1	
14	0.0	1.2	4.2	3.5	2.1	
15	0.0	0.0	3.1	1.4	1.1	
16	0.0	0.0	0.0	1.4	0.3	
17 or older	0.0	0.0	0.5	1.4	0.4	
N of Valid	194	172	191	141	698	
N of Miss	12	10	2	3	27	

Table 76: How old were you when you first: got arrested?










Response	6	8	10	12	Total	
Never	100.0	95.4	93.7	88.7	94.9	
10 or younger	0.0	0.6	0.0	0.0	0.1	
11	0.0	0.6	0.0	0.7	0.3	
12	0.0	0.6	0.5	0.0	0.3	
13	0.0	1.2	1.0	0.7	0.7	
14	0.0	1.7	2.1	1.4	1.3	
15	0.0	0.0	1.6	2.8	1.0	
16	0.0	0.0	1.0	3.5	1.0	
17 or older	0.0	0.0	0.0	2.1	0.4	
N of Valid	195	173	191	141	700	
N of Miss	11	9	2	3	25	

Table 77: How old were you when you first: carried a handgun?










Response	6	8	10	12	Total	
Never	95.9	89.5	96.8	95.0	94.4	
10 or younger	2.1	4.1	1.1	0.7	2.0	
11	1.6	2.3	0.0	0.7	1.1	
12	0.5	0.6	0.5	0.7	0.6	
13	0.0	1.7	0.0	0.0	0.4	
14	0.0	1.2	0.0	0.0	0.3	
15	0.0	0.0	0.5	0.7	0.3	
16	0.0	0.6	0.5	1.4	0.6	
17 or older	0.0	0.0	0.5	0.7	0.3	
N of Valid	193	172	190	141	696	
N of Miss	13	10	3	3	29	

Table 78: How old were you when you first: attacked someone with the idea of seriously hurting them?










Response	6	8	10	12	Total	
Never	94.3	85.3	84.8	76.1	85.8	
10 or younger	4.1	5.3	3.1	4.2	4.2	
11	1.6	2.9	1.0	0.7	1.6	
12	0.0	1.8	1.0	3.5	1.4	
13	0.0	2.4	2.6	3.5	2.0	
14	0.0	2.4	3.7	4.2	2.4	
15	0.0	0.0	2.6	4.2	1.6	
16	0.0	0.0	1.0	2.1	0.7	
17 or older	0.0	0.0	0.0	1.4	0.3	
N of Valid	193	170	191	142	696	
N of Miss	13	12	2	2	29	

Table 79: How old were you when you first: belonged to a gang?








Response	6	8	10	12	Total	
Never	98.5	97.7	96.9	96.5	97.4	
10 or younger	1.0	0.0	1.0	0.7	0.7	
11	0.5	0.0	0.0	0.7	0.3	
12	0.0	0.0	0.0	0.0	0.0	
13	0.0	0.6	0.5	1.4	0.6	
14	0.0	1.7	1.0	0.0	0.7	
15	0.0	0.0	0.5	0.0	0.1	
16	0.0	0.0	0.0	0.0	0.0	
17 or older	0.0	0.0	0.0	0.7	0.1	
N of Valid	194	172	191	142	699	
N of Miss	12	10	2	2	26	

Table 80: How wrong do you think it is for someone your age to: take a handgun to school?





Response	6	8	10	12	Total	
Very wrong	93.4	85.1	87.5	90.2	89.1	
Wrong	5.1	13.2	8.3	8.4	8.6	
A little bit wrong	0.5	1.1	3.6	0.7	1.6	
Not wrong at all	1.0	0.6	0.5	0.7	0.7	
N of Valid	197	174	192	143	706	
N of Miss	9	8	1	1	19	

Table 81: How wrong do you think it is for someone your age to: steal anything worth more than \$5?





Response	6	8	10	12	Total	
Very wrong	71.1	66.1	67.0	63.6	67.2	
Wrong	23.9	26.4	24.1	32.2	26.2	
A little bit wrong	4.6	6.3	8.9	4.2	6.1	
Not wrong at all	0.5	1.1	0.0	0.0	0.4	
N of Valid	197	174	191	143	705	
N of Miss	9	8	2	1	20	

Table 82: How wrong do you think it is for someone your age to: pick a fight with someone?


Response	6	8	10	12	Total	
Very wrong	61.5	42.5	38.0	39.7	46.0	
Wrong	25.1	41.4	35.9	36.2	34.3	
A little bit wrong	10.3	13.8	21.4	21.3	16.4	
Not wrong at all	3.1	2.3	4.7	2.8	3.3	
N of Valid	195	174	192	141	702	
N of Miss	11	8	1	3	23	

Table 83: How wrong do you think it is for someone your age to: attack someone with the idea of seriously hurting them?


Response	6	8	10	12	Total	
Very wrong	83.7	71.7	68.3	57.0	71.1	
Wrong	12.2	23.1	21.7	28.2	20.7	
A little bit wrong	2.0	4.0	8.5	10.6	6.0	
Not wrong at all	2.0	1.2	1.6	4.2	2.1	
N of Valid	196	173	189	142	700	
N of Miss	10	9	4	2	25	

Table 84: How wrong do you think it is for someone your age to: stay away from school all day when their parents think they are at school?


Response	6	8	10	12	Total	
Very wrong	85.2	64.4	58.8	42.9	64.4	
Wrong	11.2	25.9	24.6	33.6	23.0	
A little bit wrong	2.6	9.8	13.4	20.0	10.8	
Not wrong at all	1.0	0.0	3.2	3.6	1.9	
N of Valid	196	174	187	140	697	
N of Miss	10	8	6	4	28	

Table 85: How wrong do you think it is for someone your age to: drink beer, wine or hard liquor (for example, vodka, whiskey, or gin) regularly?





Response	6	8	10	12	Total	
Very wrong	90.2	67.2	46.0	31.9	60.8	
Wrong	6.2	20.1	18.7	34.0	18.7	
A little bit wrong	2.6	8.0	22.5	24.1	13.6	
Not wrong at all	1.0	4.6	12.8	9.9	6.9	
N of Valid	194	174	187	141	696	
N of Miss	12	8	6	3	29	

Table 86: How wrong do you think it is for someone your age to: smoke cigarettes?





Response	6	8	10	12	Total	
Very wrong	93.4	76.4	63.3	37.3	69.7	
Wrong	5.6	16.7	17.0	22.5	14.9	
A little bit wrong	0.5	4.0	14.4	24.6	10.0	
Not wrong at all	0.5	2.9	5.3	15.5	5.4	
N of Valid	196	174	188	142	700	
N of Miss	10	8	5	2	25	

Table 87: How wrong do you think it is for someone your age to: smoke marijuana?





Response	6	8	10	12	Total	
Very wrong	95.9	79.3	61.4	42.3	71.6	
Wrong	2.6	12.1	14.8	17.6	11.3	
A little bit wrong	0.5	5.2	12.7	19.7	8.8	
Not wrong at all	1.0	3.4	11.1	20.4	8.3	
N of Valid	196	174	189	142	701	
N of Miss	10	8	4	2	24	

Table 88: How wrong do you think it is for someone your age to: use prescription drugs or non-prescription drugs for the purpose of getting high?





Response	6	8	10	12	Total	
Very wrong	94.9	86.8	79.8	66.2	83.0	
Wrong	4.1	9.2	11.2	20.4	10.6	
A little bit wrong	0.5	4.0	5.9	10.6	4.9	
Not wrong at all	0.5	0.0	3.2	2.8	1.6	
N of Valid	196	174	188	142	700	
N of Miss	10	8	5	2	25	

Table 89: How wrong do you think it is for someone your age to: use synthetic marijuana (K2, spice) or bath salts?





Response	6	8	10	12	Total	
Very wrong	96.3	85.6	79.5	67.8	83.3	
Wrong	3.1	12.1	11.9	19.6	11.1	
A little bit wrong	0.5	1.1	4.9	10.5	3.9	
Not wrong at all	0.0	1.1	3.8	2.1	1.7	
N of Valid	191	174	185	143	693	
N of Miss	15	8	8	1	32	

Table 90: How wrong do you think it is for someone your age to: use LSD, cocaine, amphetamines or another illegal drug?





Response	6	8	10	12	Total	
Very wrong	97.9	90.2	87.2	88.8	91.3	
Wrong	1.5	7.5	10.1	9.1	6.9	
A little bit wrong	0.0	1.7	1.6	2.1	1.3	
Not wrong at all	0.5	0.6	1.1	0.0	0.6	
N of Valid	194	173	188	143	698	
N of Miss	12	9	5	1	27	

Table 91: At school during the past 12 months, did you receive help from the resource teacher, speech therapist or other special education teacher?



Response	6	8	10	12	Total	
No	85.3	90.2	88.2	93.0	88.9	
Yes	14.7	9.8	11.8	7.0	11.1	
N of Valid	170	163	136	114	583	
N of Miss	36	19	57	30	142	

Table 92: How many times in the past year (12 months) have you: been suspended from school?




Response	6	8	10	12	Total	
Never	94.4	91.4	91.4	93.0	92.6	
1 to 2 times	4.1	6.9	8.6	7.0	6.6	
3 to 5 times	1.5	1.7	0.0	0.0	0.9	
6 to 9 times	0.0	0.0	0.0	0.0	0.0	
10 to 19 times	0.0	0.0	0.0	0.0	0.0	
20 to 29 times	0.0	0.0	0.0	0.0	0.0	
30 to 39 times	0.0	0.0	0.0	0.0	0.0	
40+ times	0.0	0.0	0.0	0.0	0.0	
N of Valid	197	174	186	142	699	
N of Miss	9	8	7	2	26	

Table 93: How many times in the past year (12 months) have you: carried a handgun?








Response	6	8	10	12	Total	
Never	97.4	90.8	98.3	97.1	95.9	
1 to 2 times	0.5	4.0	0.0	2.2	1.6	
3 to 5 times	0.5	0.6	0.6	0.7	0.6	
6 to 9 times	0.5	1.1	0.0	0.0	0.4	
10 to 19 times	0.5	1.1	0.6	0.0	0.6	
20 to 29 times	0.5	0.6	0.0	0.0	0.3	
30 to 39 times	0.0	0.0	0.0	0.0	0.0	
40+ times	0.0	1.7	0.6	0.0	0.6	
N of Valid	196	174	178	139	687	
N of Miss	10	8	15	5	38	

Table 94: How many times in the past year (12 months) have you: sold illegal drugs?









Response	6	8	10	12	Total	
Never	100.0	98.8	94.3	92.8	96.8	
1 to 2 times	0.0	1.2	3.4	0.7	1.3	
3 to 5 times	0.0	0.0	1.1	2.2	0.7	
6 to 9 times	0.0	0.0	0.6	0.0	0.1	
10 to 19 times	0.0	0.0	0.0	1.4	0.3	
20 to 29 times	0.0	0.0	0.0	0.7	0.1	
30 to 39 times	0.0	0.0	0.0	0.7	0.1	
40+ times	0.0	0.0	0.6	1.4	0.4	
N of Valid	195	172	176	139	682	
N of Miss	11	10	17	5	43	

Table 95: How many times in the past year (12 months) have you: stolen or tried to steal a motor vehicle such as a car or motorcycle?




Response	6	8	10	12	Total	
Never	99.5	98.8	98.9	99.3	99.1	
1 to 2 times	0.5	1.2	1.1	0.0	0.7	
3 to 5 times	0.0	0.0	0.0	0.0	0.0	
6 to 9 times	0.0	0.0	0.0	0.7	0.1	
10 to 19 times	0.0	0.0	0.0	0.0	0.0	
20 to 29 times	0.0	0.0	0.0	0.0	0.0	
30 to 39 times	0.0	0.0	0.0	0.0	0.0	
40+ times	0.0	0.0	0.0	0.0	0.0	
N of Valid	196	173	176	138	683	
N of Miss	10	9	17	6	42	

Table 96: How many times in the past year (12 months) have you: participated in clubs, organizations or activities at school?

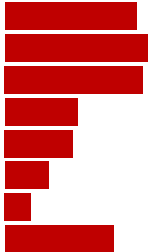
Response	6	8	10	12	Total	
Never	17.9	25.4	17.4	15.1	19.1	
1 to 2 times	29.6	22.0	14.7	15.8	21.0	
3 to 5 times	21.9	20.8	18.5	19.4	20.2	
6 to 9 times	11.7	8.7	8.2	8.6	9.4	
10 to 19 times	5.6	8.1	8.2	14.4	8.7	
20 to 29 times	3.6	1.7	7.1	6.5	4.6	
30 to 39 times	1.0	1.2	2.7	2.2	1.7	
40+ times	8.7	12.1	23.4	18.0	15.3	
N of Valid	196	173	184	139	692	
N of Miss	10	9	9	5	33	

Table 97: How many times in the past year (12 months) have you: been arrested?


Response	6	8	10	12	Total	
Never	100.0	97.7	95.5	92.8	96.8	
1 to 2 times	0.0	2.3	2.8	6.5	2.6	
3 to 5 times	0.0	0.0	1.1	0.7	0.4	
6 to 9 times	0.0	0.0	0.0	0.0	0.0	
10 to 19 times	0.0	0.0	0.0	0.0	0.0	
20 to 29 times	0.0	0.0	0.6	0.0	0.1	
30 to 39 times	0.0	0.0	0.0	0.0	0.0	
40+ times	0.0	0.0	0.0	0.0	0.0	
N of Valid	193	174	177	138	682	
N of Miss	13	8	16	6	43	

Table 98: How many times in the past year (12 months) have you: attacked someone with the idea of seriously hurting them?


Response	6	8	10	12	Total	
Never	95.4	88.5	92.6	86.2	91.1	
1 to 2 times	2.6	8.6	5.7	9.4	6.3	
3 to 5 times	1.0	1.7	0.6	2.2	1.3	
6 to 9 times	0.0	0.6	0.6	0.0	0.3	
10 to 19 times	0.0	0.6	0.0	0.7	0.3	
20 to 29 times	0.5	0.0	0.6	0.0	0.3	
30 to 39 times	0.0	0.0	0.0	0.7	0.1	
40+ times	0.5	0.0	0.0	0.7	0.3	
N of Valid	196	174	176	138	684	
N of Miss	10	8	17	6	41	

Table 99: How many times in the past year (12 months) have you: been drunk or high at school?


Response	6	8	10	12	Total	
Never	99.5	97.1	88.8	77.9	91.7	
1 to 2 times	0.5	0.6	3.9	7.9	2.9	
3 to 5 times	0.0	1.2	2.2	2.1	1.3	
6 to 9 times	0.0	0.0	2.8	2.9	1.3	
10 to 19 times	0.0	1.2	0.6	1.4	0.7	
20 to 29 times	0.0	0.0	1.1	2.1	0.7	
30 to 39 times	0.0	0.0	0.0	1.4	0.3	
40+ times	0.0	0.0	0.6	4.3	1.0	
N of Valid	195	173	178	140	686	
N of Miss	11	9	15	4	39	

Table 100: How many times in the past year (12 months) have you: taken a handgun to school?



Response	6	8	10	12	Total	
Never	100.0	100.0	99.4	100.0	99.9	
1 to 2 times	0.0	0.0	0.0	0.0	0.0	
3 to 5 times	0.0	0.0	0.0	0.0	0.0	
6 to 9 times	0.0	0.0	0.6	0.0	0.1	
10 to 19 times	0.0	0.0	0.0	0.0	0.0	
20 to 29 times	0.0	0.0	0.0	0.0	0.0	
30 to 39 times	0.0	0.0	0.0	0.0	0.0	
40+ times	0.0	0.0	0.0	0.0	0.0	
N of Valid	196	174	175	138	683	
N of Miss	10	8	18	6	42	

Table 101: Are you currently on probation, or assigned a probation officer with Juvenile Court?



Response	6	8	10	12	Total	
No	98.3	98.7	96.8	99.0	98.2	
Yes	1.7	1.3	3.2	1.0	1.8	
N of Valid	175	158	124	103	560	
N of Miss	31	24	69	41	165	

Table 102: Have you ever belonged to a gang?






Response	6	8	10	12	Total	
No	96.9	94.8	94.3	93.8	95.0	
No, but would like to	0.0	1.1	1.0	0.7	0.7	
Yes, in the past	1.5	2.9	3.1	4.2	2.8	
Yes, belong now	1.5	1.1	1.0	1.4	1.3	
Yes, but would like to get out	0.0	0.0	0.5	0.0	0.1	
N of Valid	196	174	192	144	706	
N of Miss	10	8	1	0	19	

Table 103: If you have ever belonged to a gang, did that gang have a name?

Response	6	8	10	12	Total
No	6.2	5.8	6.9	7.7	6.6
Yes	2.6	3.5	4.8	5.6	4.0
I have never belonged to a gang	91.1	90.8	88.4	86.7	89.4
N of Valid	192	173	189	143	697
N of Miss	14	9	4	1	28

Table 104: You are at a party at someone's house, and one of your friends offers you a drink containing alcohol. What would you say or do?

Response	6	8	10	12	Total
Drink it	2.1	19.7	35.4	53.1	25.9
Tell your friend, 'No thanks, I don't drink' and suggest that you and your friend go and do something else	46.9	42.2	31.2	20.3	36.0
Just say, 'No thanks' and walk away	34.5	27.7	27.1	21.0	28.1
Make up a good excuse, tell your friend you had something else to do, and leave	16.5	10.4	6.2	5.6	10.0
N of Valid	194	173	192	143	702
N of Miss	12	9	1	1	23

Table 105: How often do you attend religious services or activities?

Response	6	8	10	12	Total
Never	12.8	14.1	5.2	9.7	10.4
Rarely	18.2	18.8	21.4	27.1	21.1
1-2 Times a Month	7.5	8.8	13.5	23.6	12.8
About Once a Week or More	61.5	58.2	59.9	39.6	55.7
N of Valid	187	170	192	144	693
N of Miss	19	12	1	0	32

Table 106: I think sometimes it's okay to cheat at school.





Response	6	8	10	12	Total	
NO!	68.7	28.2	21.4	16.1	35.1	
no	26.7	47.1	40.6	37.8	37.8	
yes	4.6	23.6	33.3	44.1	25.1	
YES!	0.0	1.1	4.7	2.1	2.0	
N of Valid	195	174	192	143	704	
N of Miss	11	8	1	1	21	

Table 107: It is important to think before you act.





Response	6	8	10	12	Total	
NO!	1.0	1.1	0.0	0.0	0.6	
no	1.6	4.6	3.6	2.1	3.0	
yes	25.4	34.5	26.6	34.3	29.8	
YES!	72.0	59.8	69.8	63.6	66.7	
N of Valid	193	174	192	143	702	
N of Miss	13	8	1	1	23	

Table 108: Sometimes I think that life is not worth it.





Response	6	8	10	12	Total	
NO!	61.3	46.2	51.3	39.0	50.3	
no	20.9	23.7	20.4	27.7	22.8	
yes	12.0	20.2	20.4	26.2	19.3	
YES!	5.8	9.8	7.9	7.1	7.6	
N of Valid	191	173	191	141	696	
N of Miss	15	9	2	3	29	

Table 109: At times I think I am no good at all.


Response	6	8	10	12	Total	
NO!	35.3	19.7	32.4	25.2	28.5	
no	27.9	32.9	23.9	28.7	28.2	
yes	23.7	30.6	31.4	37.8	30.4	
YES!	13.2	16.8	12.2	8.4	12.8	
N of Valid	190	173	188	143	694	
N of Miss	16	9	5	1	31	

Table 110: All in all, I am inclined to think that I am a failure.

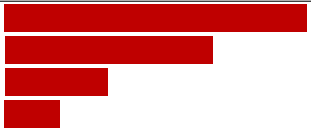
Response	6	8	10	12	Total	
NO!	54.5	37.6	54.2	40.6	47.3	
no	28.6	32.4	29.5	38.5	31.8	
yes	10.1	19.1	12.1	17.5	14.4	
YES!	6.9	11.0	4.2	3.5	6.5	
N of Valid	189	173	190	143	695	
N of Miss	17	9	3	1	30	

Table 111: In the past year, have you felt depressed or sad MOST days, even if you felt okay sometimes?


Response	6	8	10	12	Total	
NO!	30.7	25.4	31.4	26.1	28.6	
no	26.5	23.7	24.6	25.4	25.0	
yes	25.4	31.8	26.7	32.4	28.8	
YES!	17.5	19.1	17.3	16.2	17.6	
N of Valid	189	173	191	142	695	
N of Miss	17	9	2	2	30	

Table 112: It is all right to beat up people if they start the fight.


Response	6	8	10	12	Total	
NO!	47.6	28.3	23.7	20.3	30.7	
no	24.6	28.9	23.2	23.8	25.1	
yes	13.6	24.3	31.6	27.3	24.0	
YES!	14.1	18.5	21.6	28.7	20.2	
N of Valid	191	173	190	143	697	
N of Miss	15	9	3	1	28	

Table 113: I think it is okay to take something without asking if you can get away with it.


Response	6	8	10	12	Total	
NO!	85.3	64.3	67.0	57.3	69.4	
no	14.2	31.0	26.2	37.1	26.3	
yes	0.5	4.7	6.8	5.6	4.3	
YES!	0.0	0.0	0.0	0.0	0.0	
N of Valid	190	171	191	143	695	
N of Miss	16	11	2	1	30	

Table 114: Where do you get the most information about living a drug and alcohol free life? Parents/guardians


Response	6	8	10	12	Total	
All the time	53.2	46.8	38.0	41.1	45.0	
Most	29.5	21.4	30.5	26.2	27.1	
Some	11.6	18.5	21.4	17.7	17.2	
Very little	5.8	13.3	10.2	14.9	10.7	
N of Valid	190	173	187	141	691	
N of Miss	16	9	6	3	34	

Table 115: Where do you get the most information about living a drug and alcohol free life? Friends





Response	6	8	10	12	Total	
All the time	23.9	16.9	9.7	11.5	15.8	
Most	19.7	18.0	15.6	11.5	16.5	
Some	22.9	30.2	37.6	30.9	30.4	
Very little	33.5	34.9	37.1	46.0	37.4	
N of Valid	188	172	186	139	685	
N of Miss	18	10	7	5	40	

Table 116: Where do you get the most information about living a drug and alcohol free life? Family members





Response	6	8	10	12	Total	
All the time	44.5	39.5	28.7	26.4	35.3	
Most	26.7	24.4	29.3	28.6	27.2	
Some	18.8	19.8	26.1	25.0	22.3	
Very little	9.9	16.3	16.0	20.0	15.2	
N of Valid	191	172	188	140	691	
N of Miss	15	10	5	4	34	

Table 117: Where do you get the most information about living a drug and alcohol free life? School





Response	6	8	10	12	Total	
All the time	60.5	56.1	35.3	34.0	47.1	
Most	28.4	24.9	32.1	31.2	29.1	
Some	7.4	13.3	21.1	23.4	15.9	
Very little	3.7	5.8	11.6	11.3	7.9	
N of Valid	190	173	190	141	694	
N of Miss	16	9	3	3	31	

Table 118: Where do you get the most information about living a drug and alcohol free life? Internet





Response	6	8	10	12	Total	
All the time	10.6	16.8	5.9	7.2	10.2	
Most	13.3	12.7	10.2	9.4	11.5	
Some	19.1	23.1	26.7	20.9	22.6	
Very little	56.9	47.4	57.2	62.6	55.7	
N of Valid	188	173	187	139	687	
N of Miss	18	9	6	5	38	

Table 119: Where do you get the most information about living a drug and alcohol free life? TV





Response	6	8	10	12	Total	
All the time	16.0	16.4	8.0	8.6	12.4	
Most	15.5	18.7	12.3	11.5	14.6	
Some	33.2	30.4	34.2	33.1	32.7	
Very little	35.3	34.5	45.5	46.8	40.2	
N of Valid	187	171	187	139	684	
N of Miss	19	11	6	5	41	

Table 120: Where do you get the most information about living a drug and alcohol free life? Social media





Response	6	8	10	12	Total	
All the time	14.9	15.8	4.8	7.2	10.8	
Most	16.6	11.7	8.1	7.2	11.1	
Some	16.6	26.3	26.9	28.1	24.2	
Very little	51.9	46.2	60.2	57.6	53.9	
N of Valid	181	171	186	139	677	
N of Miss	25	11	7	5	48	

Table 121: How much do you think people risk harming themselves (physically or in other ways) if they: smoked one or more packs of cigarettes per day?

Response	6	8	10	12	Total	
No risk	10.5	7.1	3.7	2.9	6.2	
Slight risk	7.3	5.3	5.9	7.1	6.4	
Moderate risk	17.8	23.5	19.7	30.0	22.2	
Great risk	64.4	64.1	70.7	60.0	65.2	
N of Valid	191	170	188	140	689	
N of Miss	15	12	5	4	36	

Table 122: How much do you think people risk harming themselves (physically or in other ways) if they: try marijuana once or twice?

Response	6	8	10	12	Total	
No risk	12.6	13.7	23.3	41.0	21.5	
Slight risk	20.4	27.4	23.8	34.5	25.9	
Moderate risk	24.1	23.2	22.8	10.8	20.8	
Great risk	42.9	35.7	30.2	13.7	31.7	
N of Valid	191	168	189	139	687	
N of Miss	15	14	4	5	38	

Table 123: How much do you think people risk harming themselves (physically or in other ways) if they: smoke marijuana once or twice a week?

Response	6	8	10	12	Total	
No risk	10.5	10.6	16.3	27.7	15.6	
Slight risk	10.5	18.8	13.0	27.7	16.7	
Moderate risk	20.5	21.2	23.9	21.2	21.7	
Great risk	58.4	49.4	46.7	23.4	46.0	
N of Valid	190	170	184	137	681	
N of Miss	16	12	9	7	44	

Table 124: How much do you think people risk harming themselves (physically or in other ways) if they: take one or two drinks of an alcoholic beverage (beer, wine, liquor) nearly every day?


Response	6	8	10	12	Total	
No risk	13.1	7.7	10.2	7.1	9.8	
Slight risk	20.4	19.5	24.1	31.4	23.4	
Moderate risk	19.4	32.5	28.3	33.6	27.9	
Great risk	47.1	40.2	37.4	27.9	38.9	
N of Valid	191	169	187	140	687	
N of Miss	15	13	6	4	38	

Table 125: How much do you think people risk harming themselves (physically or in other ways) if they: have five or more drinks of an alcoholic beverage once or twice each weekend?

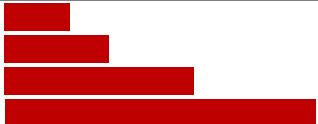
Response	6	8	10	12	Total	
No risk	11.6	8.3	6.9	5.1	8.2	
Slight risk	8.9	13.6	17.5	19.6	14.6	
Moderate risk	26.3	26.6	28.0	34.8	28.6	
Great risk	53.2	51.5	47.6	40.6	48.7	
N of Valid	190	169	189	138	686	
N of Miss	16	13	4	6	39	

Table 126: How much do you think people risk harming themselves (physically or in other ways) if they: use prescription drugs that are not prescribed to them?


Response	6	8	10	12	Total	
No risk	10.6	5.9	3.2	2.2	5.7	
Slight risk	6.4	6.5	10.1	7.9	7.7	
Moderate risk	14.9	17.6	20.1	25.2	19.1	
Great risk	68.1	70.0	66.7	64.7	67.5	
N of Valid	188	170	189	139	686	
N of Miss	18	12	4	5	39	

Table 127: How much do you think people risk harming themselves (physically or in other ways) if they: use non-prescription drugs to get high?





Response	6	8	10	12	Total	
No risk	11.2	6.5	4.2	1.4	6.1	
Slight risk	2.1	2.9	6.9	10.1	5.2	
Moderate risk	15.4	18.8	15.9	23.0	17.9	
Great risk	71.3	71.8	73.0	65.5	70.7	
N of Valid	188	170	189	139	686	
N of Miss	18	12	4	5	39	

Table 128: Have you ever used smokeless tobacco (chew, snuff, plug, dipping tobacco, or chewing tobacco)?






Response	6	8	10	12	Total	
Never	94.4	87.6	83.8	64.8	83.8	
Once or Twice	4.6	7.1	5.8	14.8	7.6	
Once in a while but not regularly	1.0	2.4	3.7	5.6	3.0	
Regularly in the past	0.0	0.0	2.6	5.6	1.9	
Regularly now	0.0	2.9	4.2	9.2	3.7	
N of Valid	196	170	191	142	699	
N of Miss	10	12	2	2	26	

Table 129: How often have you taken smokeless tobacco during the past 30 days?







Response	6	8	10	12	Total	
Not at all	99.5	96.4	92.1	88.0	94.4	
Once or twice	0.5	0.6	1.6	2.1	1.2	
Once or twice per week	0.0	0.0	0.5	0.0	0.1	
Three to five times per week	0.0	0.6	1.6	0.0	0.6	
About once a day	0.0	1.2	0.0	2.1	0.7	
More than once a day	0.0	1.2	4.2	7.7	3.0	
N of Valid	195	168	190	142	695	
N of Miss	11	14	3	2	30	

Table 130: Have you ever smoked cigarettes?

Response	6	8	10	12	Total	
Never	94.8	82.4	68.6	39.7	73.4	
Once or Twice	4.1	12.4	13.1	27.0	13.2	
Once in a while but not regularly	0.5	1.2	5.8	11.3	4.3	
Regularly in the past	0.0	2.4	8.4	7.8	4.5	
Regularly now	0.5	1.8	4.2	14.2	4.6	
N of Valid	194	170	191	141	696	
N of Miss	12	12	2	3	29	

Table 131: How frequently have you smoked cigarettes during the past 30 days?

Response	6	8	10	12	Total	
Not at all	99.5	97.0	86.4	75.2	90.3	
Less than one cigarette per day	0.5	0.6	6.8	7.1	3.6	
One to five cigarettes per day	0.0	2.4	3.7	12.1	4.0	
About one-half pack per day	0.0	0.0	2.6	5.0	1.7	
About one pack per day	0.0	0.0	0.5	0.7	0.3	
About one and one-half packs per day	0.0	0.0	0.0	0.0	0.0	
Two packs or more per day	0.0	0.0	0.0	0.0	0.0	
N of Valid	193	169	191	141	694	
N of Miss	13	13	2	3	31	

Table 132: Which statement best describes rules about smoking inside your home?

Response	6	8	10	12	Total	
Smoking is not allowed anywhere inside your home	73.1	64.1	68.9	71.1	69.4	
Smoking is allowed in some places and at some times	5.2	5.4	5.8	5.6	5.5	
Smoking is allowed anywhere inside the home	2.1	3.0	4.2	2.8	3.0	
There are no rules about smoking inside the home	3.6	9.6	10.5	8.5	7.9	
I don't know	16.1	18.0	10.5	12.0	14.2	
N of Valid	193	167	190	142	692	
N of Miss	13	15	3	2	33	

Table 133: Which statement best describes rules about smoking in your family cars?







Response	6	8	10	12	Total	
Smoking is never allowed in any car	69.8	55.4	56.3	51.4	58.8	
Smoking is allowed sometimes or in some cars	6.8	8.3	15.3	17.6	11.7	
Smoking is allowed in any car anytime	2.1	6.0	5.8	6.3	4.9	
There are no rules about smoking in the car	5.7	10.1	12.6	9.9	9.5	
We do not have a family car	0.5	1.2	1.1	1.4	1.0	
I don't know	15.1	19.0	8.9	13.4	14.0	
N of Valid	192	168	190	142	692	
N of Miss	14	14	3	2	33	

Table 134: During this school year, were you taught in any of your classes about the dangers of tobacco use?






Response	6	8	10	12	Total	
Strongly agree	38.7	38.0	18.9	12.9	27.8	
Agree	31.7	31.9	36.8	35.3	33.9	
Disagree	4.3	6.6	19.5	20.1	12.3	
Strongly disagree	5.4	7.2	6.3	15.8	8.2	
I don't know	19.9	16.3	18.4	15.8	17.8	
N of Valid	186	166	190	139	681	
N of Miss	20	16	3	5	44	

Table 135: During the past 12 months, have you participated in any community activities to discourage people your age from using cigarettes, chewing tobacco, snuff, dip or cigars?






Response	6	8	10	12	Total	
Strongly agree	21.2	17.1	10.6	6.5	14.2	
Agree	17.9	17.7	19.0	17.3	18.0	
Disagree	15.8	17.7	28.6	25.9	21.9	
Strongly disagree	12.5	27.4	21.7	32.4	22.8	
I don't know	32.6	20.1	20.1	18.0	23.1	
N of Valid	184	164	189	139	676	
N of Miss	22	18	4	5	49	

Table 136: Think back over the last two weeks. How many times have you had five or more alcoholic drinks in a row?







Response	6	8	10	12	Total	
None	99.0	92.9	85.9	71.6	88.3	
Once	0.5	3.6	7.9	13.5	5.9	
Twice	0.0	1.8	4.2	7.8	3.2	
3-5 times	0.0	0.6	0.5	3.5	1.0	
6-9 times	0.0	0.6	0.5	0.7	0.4	
10 or more times	0.5	0.6	1.0	2.8	1.2	
N of Valid	194	168	191	141	694	
N of Miss	12	14	2	3	31	

Table 137: During the past 30 days, how many times did you ride in a car or other vehicle driven by someone who had been drinking alcohol or using drugs to get high?






Response	6	8	10	12	Total	
0 times	93.8	86.1	77.5	76.8	83.9	
1 time	3.1	4.2	13.6	13.4	8.4	
2 or 3 times	2.1	4.8	4.7	4.9	4.1	
4 or 5 times	0.0	2.4	0.0	2.1	1.0	
6 or more times	1.0	2.4	4.2	2.8	2.6	
N of Valid	192	165	191	142	690	
N of Miss	14	17	2	2	35	

Table 138: During the past 30 days, how many times did you drive a car or other vehicle when you had been drinking alcohol or using drugs to get high?







Response	6	8	10	12	Total	
I did not drive a car in the past 30 days	54.7	55.3	29.5	20.6	40.6	
0 times	45.3	42.2	67.4	68.1	55.6	
1 time	0.0	0.6	1.6	2.8	1.2	
2 or 3 times	0.0	0.6	0.0	3.5	0.9	
4 or 5 times	0.0	0.6	1.6	2.1	1.0	
6 or more times	0.0	0.6	0.0	2.8	0.7	
N of Valid	181	161	190	141	673	
N of Miss	25	21	3	3	52	

Table 139: If you drank alcohol (not just a sip or taste) in the past year, how did you usually get it?

Response	6	8	10	12	Total	
I did not drink alcohol in the past year	95.2	80.4	59.3	39.3	70.1	
I bought it myself with a fake ID	0.0	0.0	0.0	0.0	0.0	
I bought it myself without a fake ID	0.0	0.0	0.5	0.0	0.1	
I got it from someone I know age 21 or older	0.5	5.5	12.2	22.1	9.4	
I got it from someone I know under age 21	0.0	0.6	5.8	7.9	3.4	
I got it from my brother or sister	0.0	0.0	0.5	2.9	0.7	
I got it from home with my parents' permission	0.5	2.5	7.9	2.9	3.5	
I got it from home without my parents' permission	0.5	4.3	3.7	3.6	2.9	
I got it from another relative	0.5	1.2	3.7	2.1	1.9	
A stranger bought it for me	0.0	0.0	0.0	3.6	0.7	
I took it from a store or shop	0.0	0.0	0.0	0.0	0.0	
Other	2.7	5.5	6.3	15.7	7.1	
N of Valid	187	163	189	140	679	
N of Miss	19	19	4	4	46	

Table 140: If you drank alcohol (not just a sip or taste) in the past year, where did you usually drink it?

Response	6	8	10	12	Total	
I did not drink alcohol in the past year	97.9	81.2	61.6	39.9	72.0	
at my home	1.1	8.5	14.2	18.8	10.1	
at someone else's home	0.5	7.9	17.4	31.2	13.2	
at an open area like a park, beach, field, back road, woods, or a street corner	0.5	0.0	3.7	6.5	2.5	
at a sporting event or concert	0.0	0.0	0.0	0.0	0.0	
at a restaurant, bar, or a nightclub	0.0	0.0	0.0	1.4	0.3	
at an empty building or a construction site	0.0	0.6	0.0	0.0	0.1	
at a hotel/motel	0.0	0.6	0.5	1.4	0.6	
in a car	0.0	0.6	1.1	0.0	0.4	
at school	0.0	0.6	1.6	0.7	0.7	
N of Valid	188	165	190	138	681	
N of Miss	18	17	3	6	44	

Table 141: How do you feel about someone your age having one or two drinks of an alcoholic beverage nearly every day?





Response	6	8	10	12	Total	
Neither approve nor disapprove	15.3	22.9	31.1	31.7	24.9	
Somewhat disapprove	5.8	13.9	19.5	21.8	14.8	
Strongly disapprove	62.6	54.2	42.1	35.9	49.4	
Don't know or can't say	16.3	9.0	7.4	10.6	10.9	
N of Valid	190	166	190	142	688	
N of Miss	16	16	3	2	37	

Table 142: On how many occasions have you had alcoholic beverages (beer, wine or hard liquor) to drink in your lifetime - more than just a few sips?








Response	6	8	10	12	Total	
0	93.3	72.6	48.2	26.1	62.1	
01/02/13	5.7	11.3	16.2	15.5	12.0	
03/05/13	0.5	4.2	8.4	13.4	6.2	
06/09/13	0.5	4.8	8.9	7.7	5.3	
10/19/13	0.0	3.6	4.7	16.9	5.6	
20-39	0.0	2.4	3.7	7.0	3.0	
40	0.0	1.2	9.9	13.4	5.8	
N of Valid	193	168	191	142	694	
N of Miss	13	14	2	2	31	

Table 143: On how many occasions have you drunk one of more drinks of an alcoholic beverage during the past 30 days?








Response	6	8	10	12	Total	
0	99.0	90.9	78.3	60.6	83.5	
01/02/13	0.5	6.1	12.2	22.5	9.6	
03/05/13	0.5	1.2	5.3	9.2	3.8	
06/09/13	0.0	1.8	1.1	2.8	1.3	
10/19/13	0.0	0.0	1.6	3.5	1.2	
20-39	0.0	0.0	0.0	0.7	0.1	
40	0.0	0.0	1.6	0.7	0.6	
N of Valid	194	165	189	142	690	
N of Miss	12	17	4	2	35	

Table 144: On how many occasions have you used marijuana (grass, pot) or hashish (hash, hash oil) in your lifetime?








Response	6	8	10	12	Total	
0	99.5	91.0	76.2	50.0	80.9	
01/02/13	0.5	3.6	3.2	14.3	4.8	
03/05/13	0.0	1.8	4.2	4.3	2.5	
06/09/13	0.0	0.0	3.2	5.0	1.9	
10/19/13	0.0	0.0	3.7	2.9	1.6	
20-39	0.0	3.0	2.6	3.6	2.2	
40	0.0	0.6	6.9	20.0	6.1	
N of Valid	192	166	189	140	687	
N of Miss	14	16	4	4	38	

Table 145: On how many occasions have you used marijuana (grass, pot) or hashish (hash, hash oil) during the past 30 days?








Response	6	8	10	12	Total	
0	100.0	95.2	90.4	72.5	90.6	
01/02/13	0.0	3.0	3.7	9.9	3.8	
03/05/13	0.0	0.6	2.1	2.8	1.3	
06/09/13	0.0	0.6	1.1	1.4	0.7	
10/19/13	0.0	0.6	0.5	4.2	1.2	
20-39	0.0	0.0	1.6	2.1	0.9	
40	0.0	0.0	0.5	7.0	1.6	
N of Valid	192	166	188	142	688	
N of Miss	14	16	5	2	37	

Table 146: On how many occasions have you used LSD or other psychedelics in your lifetime?




Response	6	8	10	12	Total	
0	100.0	97.6	96.8	100.0	98.5	
01/02/13	0.0	2.4	2.1	0.0	1.2	
03/05/13	0.0	0.0	0.0	0.0	0.0	
06/09/13	0.0	0.0	1.1	0.0	0.3	
10/19/13	0.0	0.0	0.0	0.0	0.0	
20-39	0.0	0.0	0.0	0.0	0.0	
40	0.0	0.0	0.0	0.0	0.0	
N of Valid	189	167	190	141	687	
N of Miss	17	15	3	3	38	

Table 147: On how many occasions have you used LSD or other psychedelics during the past 30 days?

Response	6	8	10	12	Total	
0	100.0	100.0	98.9	100.0	99.7	
01/02/13	0.0	0.0	0.5	0.0	0.1	
03/05/13	0.0	0.0	0.0	0.0	0.0	
06/09/13	0.0	0.0	0.0	0.0	0.0	
10/19/13	0.0	0.0	0.5	0.0	0.1	
20-39	0.0	0.0	0.0	0.0	0.0	
40	0.0	0.0	0.0	0.0	0.0	
N of Valid	189	166	189	141	685	
N of Miss	17	16	4	3	40	

Table 148: On how many occasions have you used cocaine or crack in your lifetime?

Response	6	8	10	12	Total	
0	99.5	98.8	97.9	97.9	98.5	
01/02/13	0.5	1.2	1.6	0.7	1.0	
03/05/13	0.0	0.0	0.0	0.7	0.1	
06/09/13	0.0	0.0	0.0	0.0	0.0	
10/19/13	0.0	0.0	0.5	0.0	0.1	
20-39	0.0	0.0	0.0	0.0	0.0	
40	0.0	0.0	0.0	0.7	0.1	
N of Valid	191	167	190	141	689	
N of Miss	15	15	3	3	36	

Table 149: On how many occasions have you used cocaine or crack during the past 30 days?

Response	6	8	10	12	Total	
0	100.0	100.0	99.5	98.6	99.6	
01/02/13	0.0	0.0	0.0	1.4	0.3	
03/05/13	0.0	0.0	0.0	0.0	0.0	
06/09/13	0.0	0.0	0.5	0.0	0.1	
10/19/13	0.0	0.0	0.0	0.0	0.0	
20-39	0.0	0.0	0.0	0.0	0.0	
40	0.0	0.0	0.0	0.0	0.0	
N of Valid	192	166	189	141	688	
N of Miss	14	16	4	3	37	

Table 150: On how many occasions have you sniffed glue, breathed the contents of an aerosol spray can, or inhaled other gases or sprays, in order to get high in your lifetime?








Response	6	8	10	12	Total	
0	98.4	92.8	90.0	90.1	93.0	
01/02/13	1.6	4.2	3.7	5.0	3.5	
03/05/13	0.0	1.2	1.6	1.4	1.0	
06/09/13	0.0	1.2	2.1	1.4	1.2	
10/19/13	0.0	0.0	1.6	1.4	0.7	
20-39	0.0	0.0	0.0	0.7	0.1	
40	0.0	0.6	1.1	0.0	0.4	
N of Valid	192	167	190	141	690	
N of Miss	14	15	3	3	35	

Table 151: On how many occasions have you sniffed glue, breathed the contents of an aerosol spray can, or inhaled other gases or sprays, in order to get high during the past 30 days?





Response	6	8	10	12	Total	
0	100.0	98.2	96.3	97.2	98.0	
01/02/13	0.0	1.8	1.6	0.7	1.0	
03/05/13	0.0	0.0	1.6	0.7	0.6	
06/09/13	0.0	0.0	0.5	1.4	0.4	
10/19/13	0.0	0.0	0.0	0.0	0.0	
20-39	0.0	0.0	0.0	0.0	0.0	
40	0.0	0.0	0.0	0.0	0.0	
N of Valid	192	166	190	141	689	
N of Miss	14	16	3	3	36	

Table 152: On how many occasions have you used Daztrex in your lifetime?


Response	6	8	10	12	Total	
0	100.0	100.0	100.0	100.0	100.0	
01/02/13	0.0	0.0	0.0	0.0	0.0	
03/05/13	0.0	0.0	0.0	0.0	0.0	
06/09/13	0.0	0.0	0.0	0.0	0.0	
10/19/13	0.0	0.0	0.0	0.0	0.0	
20-39	0.0	0.0	0.0	0.0	0.0	
40	0.0	0.0	0.0	0.0	0.0	
N of Valid	189	167	188	141	685	
N of Miss	17	15	5	3	40	

Table 153: On how many occasions have you used Daztrex during the past 30 days?


Response	6	8	10	12	Total	
0	100.0	100.0	100.0	100.0	100.0	
01/02/13	0.0	0.0	0.0	0.0	0.0	
03/05/13	0.0	0.0	0.0	0.0	0.0	
06/09/13	0.0	0.0	0.0	0.0	0.0	
10/19/13	0.0	0.0	0.0	0.0	0.0	
20-39	0.0	0.0	0.0	0.0	0.0	
40	0.0	0.0	0.0	0.0	0.0	
N of Valid	189	165	186	141	681	
N of Miss	17	17	7	3	44	

Table 154: On how many occasions have you used synthetic marijuana in your lifetime?







Response	6	8	10	12	Total	
0	100.0	94.5	89.9	79.4	91.7	
01/02/13	0.0	2.4	4.8	10.6	4.1	
03/05/13	0.0	1.8	3.2	2.1	1.8	
06/09/13	0.0	0.6	0.5	4.3	1.2	
10/19/13	0.0	0.0	0.0	0.0	0.0	
20-39	0.0	0.0	0.5	2.8	0.7	
40	0.0	0.6	1.1	0.7	0.6	
N of Valid	190	165	188	141	684	
N of Miss	16	17	5	3	41	

Table 155: On how many occasions have you used synthetic marijuana during the past 30 days?


Response	6	8	10	12	Total	
0	100.0	98.2	97.9	98.6	98.7	
01/02/13	0.0	1.8	1.6	0.7	1.0	
03/05/13	0.0	0.0	0.5	0.0	0.1	
06/09/13	0.0	0.0	0.0	0.0	0.0	
10/19/13	0.0	0.0	0.0	0.7	0.1	
20-39	0.0	0.0	0.0	0.0	0.0	
40	0.0	0.0	0.0	0.0	0.0	
N of Valid	190	166	188	141	685	
N of Miss	16	16	5	3	40	

Table 156: On how many occasions have you used methamphetamines (meth, speed, crank, crystal meth) in your lifetime?


Response	6	8	10	12	Total	
0	100.0	98.2	96.8	95.7	97.8	
01/02/13	0.0	1.8	1.6	1.4	1.2	
03/05/13	0.0	0.0	0.5	0.7	0.3	
06/09/13	0.0	0.0	0.0	0.7	0.1	
10/19/13	0.0	0.0	0.5	0.7	0.3	
20-39	0.0	0.0	0.0	0.0	0.0	
40	0.0	0.0	0.5	0.7	0.3	
N of Valid	191	167	187	140	685	
N of Miss	15	15	6	4	40	

Table 157: On how many occasions have you used methamphetamines (meth, speed, crank, crystal meth) in the past 30 days?


Response	6	8	10	12	Total	
0	100.0	100.0	98.9	99.3	99.6	
01/02/13	0.0	0.0	1.1	0.0	0.3	
03/05/13	0.0	0.0	0.0	0.0	0.0	
06/09/13	0.0	0.0	0.0	0.0	0.0	
10/19/13	0.0	0.0	0.0	0.0	0.0	
20-39	0.0	0.0	0.0	0.0	0.0	
40	0.0	0.0	0.0	0.7	0.1	
N of Valid	190	166	187	140	683	
N of Miss	16	16	6	4	42	

Table 158: On how many occasions have you used other chemical products (bath salts, plant food, etc.) in your lifetime?


Response	6	8	10	12	Total	
0	100.0	98.2	98.4	99.3	99.0	
01/02/13	0.0	1.8	0.5	0.7	0.7	
03/05/13	0.0	0.0	0.0	0.0	0.0	
06/09/13	0.0	0.0	0.5	0.0	0.1	
10/19/13	0.0	0.0	0.5	0.0	0.1	
20-39	0.0	0.0	0.0	0.0	0.0	
40	0.0	0.0	0.0	0.0	0.0	
N of Valid	189	167	187	140	683	
N of Miss	17	15	6	4	42	

Table 159: On how many occasions have you used other chemical products (bath salts, plant food, etc.) during the past 30 days?


Response	6	8	10	12	Total	
0	100.0	99.4	99.5	100.0	99.7	
01/02/13	0.0	0.6	0.0	0.0	0.1	
03/05/13	0.0	0.0	0.5	0.0	0.1	
06/09/13	0.0	0.0	0.0	0.0	0.0	
10/19/13	0.0	0.0	0.0	0.0	0.0	
20-39	0.0	0.0	0.0	0.0	0.0	
40	0.0	0.0	0.0	0.0	0.0	
N of Valid	189	165	187	140	681	
N of Miss	17	17	6	4	44	

Table 160: On how many occasions have you used heroin or other opiates in your lifetime?


Response	6	8	10	12	Total	
0	100.0	99.4	99.5	99.3	99.6	
01/02/13	0.0	0.6	0.0	0.7	0.3	
03/05/13	0.0	0.0	0.0	0.0	0.0	
06/09/13	0.0	0.0	0.0	0.0	0.0	
10/19/13	0.0	0.0	0.5	0.0	0.1	
20-39	0.0	0.0	0.0	0.0	0.0	
40	0.0	0.0	0.0	0.0	0.0	
N of Valid	187	167	187	140	681	
N of Miss	19	15	6	4	44	

Table 161: On how many occasions have you used heroin or other opiates during the past 30 days?

Response	6	8	10	12	Total	
0	100.0	100.0	98.9	100.0	99.7	
01/02/13	0.0	0.0	0.0	0.0	0.0	
03/05/13	0.0	0.0	0.5	0.0	0.1	
06/09/13	0.0	0.0	0.5	0.0	0.1	
10/19/13	0.0	0.0	0.0	0.0	0.0	
20-39	0.0	0.0	0.0	0.0	0.0	
40	0.0	0.0	0.0	0.0	0.0	
N of Valid	187	165	187	140	679	
N of Miss	19	17	6	4	46	

Table 162: On how many occasions have you used MDMA ('X', 'E', or ecstasy) in your lifetime?

Response	6	8	10	12	Total	
0	100.0	99.4	96.2	96.4	98.1	
01/02/13	0.0	0.6	2.2	1.4	1.0	
03/05/13	0.0	0.0	0.5	2.1	0.6	
06/09/13	0.0	0.0	0.5	0.0	0.1	
10/19/13	0.0	0.0	0.0	0.0	0.0	
20-39	0.0	0.0	0.5	0.0	0.1	
40	0.0	0.0	0.0	0.0	0.0	
N of Valid	188	167	186	140	681	
N of Miss	18	15	7	4	44	

Table 163: On how many occasions have you used MDMA ('X', 'E', or ecstasy) during the past 30 days?

Response	6	8	10	12	Total	
0	100.0	100.0	97.9	99.3	99.3	
01/02/13	0.0	0.0	1.1	0.7	0.4	
03/05/13	0.0	0.0	1.1	0.0	0.3	
06/09/13	0.0	0.0	0.0	0.0	0.0	
10/19/13	0.0	0.0	0.0	0.0	0.0	
20-39	0.0	0.0	0.0	0.0	0.0	
40	0.0	0.0	0.0	0.0	0.0	
N of Valid	188	165	187	140	680	
N of Miss	18	17	6	4	45	

Table 164: On how many occasions have you taken prescription drugs (such as Valium, Xanax, Ritalin, Adderall, OxyContin, Darvocet, or sleeping pills) not prescribed to you in your lifetime?








Response	6	8	10	12	Total	
0	99.0	94.6	87.2	78.7	90.5	
01/02/13	0.0	2.4	6.4	5.0	3.3	
03/05/13	0.0	1.2	2.1	4.3	1.7	
06/09/13	0.0	1.2	1.6	4.3	1.6	
10/19/13	0.5	0.6	0.0	2.8	0.9	
20-39	0.0	0.0	0.0	2.1	0.4	
40	0.5	0.0	2.7	2.8	1.5	
N of Valid	191	167	188	141	687	
N of Miss	15	15	5	3	38	

Table 165: On how many occasions have you taken prescription drugs (such as Valium, Xanax, Ritalin, Adderall, OxyContin, Darvocet, or sleeping pills) not prescribed to you during the past 30 days?







Response	6	8	10	12	Total	
0	99.5	98.8	96.3	88.7	96.2	
01/02/13	0.0	1.2	2.7	7.1	2.5	
03/05/13	0.0	0.0	0.5	2.1	0.6	
06/09/13	0.0	0.0	0.5	0.7	0.3	
10/19/13	0.0	0.0	0.0	1.4	0.3	
20-39	0.0	0.0	0.0	0.0	0.0	
40	0.5	0.0	0.0	0.0	0.1	
N of Valid	191	166	187	141	685	
N of Miss	15	16	6	3	40	

Table 166: On how many occasions have you taken non-prescription medicines such as diet pills (for example, Dietac, Dexatrim or Prolamine), stay-awake pills (for example No-Doz, Vivarin, or Wake), or cough or cold medicines (robos, DXM, etc.) to get high in your lifetime?








Response	6	8	10	12	Total	
0	98.4	98.2	93.6	95.0	96.4	
01/02/13	0.5	1.2	2.1	1.4	1.3	
03/05/13	0.0	0.6	2.1	0.7	0.9	
06/09/13	0.5	0.0	1.6	0.7	0.7	
10/19/13	0.0	0.0	0.0	1.4	0.3	
20-39	0.5	0.0	0.0	0.7	0.3	
40	0.0	0.0	0.5	0.0	0.1	
N of Valid	191	167	188	140	686	
N of Miss	15	15	5	4	39	

Table 167: On how many occasions have you taken non-prescription medicines such as diet pills (for example, Dietac, Dexatrim or Prolamine), stay-awake pills (for example No-Doz, Vivarin, or Wake), or cough or cold medicines (robos, DXM, etc.) to get high during the past 30 days?




Response	6	8	10	12	Total	
0	99.0	100.0	98.9	99.3	99.3	
01/02/13	1.0	0.0	0.5	0.7	0.6	
03/05/13	0.0	0.0	0.5	0.0	0.1	
06/09/13	0.0	0.0	0.0	0.0	0.0	
10/19/13	0.0	0.0	0.0	0.0	0.0	
20-39	0.0	0.0	0.0	0.0	0.0	
40	0.0	0.0	0.0	0.0	0.0	
N of Valid	191	166	187	139	683	
N of Miss	15	16	6	5	42	

Table 168: On how many occasions have you been drunk or very high from drinking alcoholic beverages during the past 30 days?







Response	6	8	10	12	Total	
0	100.0	94.6	88.4	74.6	90.4	
01/02/13	0.0	4.8	6.6	16.7	6.4	
03/05/13	0.0	0.6	2.2	5.1	1.8	
06/09/13	0.0	0.0	1.1	0.7	0.4	
10/19/13	0.0	0.0	1.7	1.4	0.7	
20-39	0.0	0.0	0.0	1.4	0.3	
40	0.0	0.0	0.0	0.0	0.0	
N of Valid	191	166	181	138	676	
N of Miss	15	16	12	6	49	

Table 169: On how many occasions have you drunk flavored alcoholic beverages, sometimes called 'alcopops' (like Mike's Hard Lemonade, Smirnoff Ice, Bacardi Breezers, etc.) in your lifetime?








Response	6	8	10	12	Total	
0	99.5	79.5	67.7	47.9	75.4	
01/02/13	0.0	10.8	9.1	12.1	7.6	
03/05/13	0.5	4.8	7.0	12.9	5.9	
06/09/13	0.0	1.8	5.9	7.9	3.7	
10/19/13	0.0	2.4	4.3	7.9	3.4	
20-39	0.0	0.0	1.1	2.1	0.7	
40	0.0	0.6	4.8	9.3	3.4	
N of Valid	191	166	186	140	683	
N of Miss	15	16	7	4	42	

Table 170: On how many occasions have you drunk flavored alcoholic beverages, sometimes called 'alcopops' (like Mike's Hard Lemonade, Smirnoff Ice, Bacardi Breezers, etc.) during the past 30 days?







Response	6	8	10	12	Total	
0	100.0	91.6	87.8	75.0	89.5	
01/02/13	0.0	7.2	7.4	16.4	7.2	
03/05/13	0.0	1.2	1.6	4.3	1.6	
06/09/13	0.0	0.0	2.1	2.1	1.0	
10/19/13	0.0	0.0	0.5	2.1	0.6	
20-39	0.0	0.0	0.0	0.0	0.0	
40	0.0	0.0	0.5	0.0	0.1	
N of Valid	191	166	188	140	685	
N of Miss	15	16	5	4	40	

Table 171: If you used prescription drugs or over the counter drugs without a doctor telling you to use it or for the purpose of getting high, where did you get these drugs?











Response	6	8	10	12	Total	
I did not use prescription drugs or over the counter drugs to get high.	100.0	96.3	91.3	88.3	94.3	
I bought it or took it from a store or shop.	0.0	0.0	0.0	0.7	0.2	
I got it from my parents with permission.	0.0	1.2	0.0	0.0	0.3	
I got it from home without permission.	0.0	0.6	2.2	0.7	0.9	
I got it from a relative with permission.	0.0	0.6	0.0	2.2	0.6	
I got it from a relative without permission.	0.0	0.0	0.0	0.7	0.2	
I got it from a friends home with permission.	0.0	0.0	0.0	0.0	0.0	
I got it from a friends home without permission.	0.0	0.0	0.0	0.7	0.2	
I got it from a friend while at school.	0.0	0.0	2.2	0.7	0.8	
I got it from a friend while at a party.	0.0	0.6	0.5	0.0	0.3	
I got it from a friend, elsewhere	0.0	0.6	3.8	5.8	2.4	
N of Valid	184	161	184	137	666	
N of Miss	22	21	9	7	59	

Table 172: During the last month, about how many marijuana cigarettes, or the equivalent, did you smoke a day, on the average?


Response	6	8	10	12	Total	
None	99.5	95.2	88.0	73.2	89.9	
Less than 1 a day	0.0	3.0	2.7	14.5	4.4	
1 a day	0.5	0.0	2.2	2.9	1.3	
2-3 a day	0.0	1.8	3.8	5.1	2.5	
4-6 a day	0.0	0.0	0.5	2.9	0.7	
7-10 a day	0.0	0.0	0.0	0.0	0.0	
11 or more a day	0.0	0.0	2.7	1.4	1.0	
N of Valid	188	165	184	138	675	
N of Miss	18	17	9	6	50	

Table 173: How wrong do your friends feel it would be for YOU to: drink alcohol?

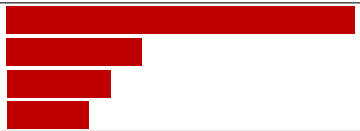
Response	6	8	10	12	Total	
Very wrong	81.4	62.7	43.5	24.8	55.0	
Wrong	13.3	18.7	21.7	27.0	19.7	
A little bit wrong	3.2	12.0	18.5	27.7	14.5	
Not wrong at all	2.1	6.6	16.3	20.4	10.8	
N of Valid	188	166	184	137	675	
N of Miss	18	16	9	7	50	

Table 174: How wrong do your friends feel it would be for YOU to: smoke tobacco?


Response	6	8	10	12	Total	
Very wrong	85.6	66.9	61.4	31.9	63.5	
Wrong	10.1	21.1	16.8	21.7	17.0	
A little bit wrong	2.1	7.8	8.2	21.7	9.2	
Not wrong at all	2.1	4.2	13.6	24.6	10.4	
N of Valid	188	166	184	138	676	
N of Miss	18	16	9	6	49	

Table 175: How wrong do your friends feel it would be for YOU to: smoke marijuana?





Response	6	8	10	12	Total	
Very wrong	92.6	72.3	60.3	35.5	67.2	
Wrong	3.2	14.5	13.6	13.0	10.8	
A little bit wrong	2.1	8.4	10.9	21.7	10.1	
Not wrong at all	2.1	4.8	15.2	29.7	12.0	
N of Valid	188	166	184	138	676	
N of Miss	18	16	9	6	49	

Table 176: How wrong do your friends feel it would be for YOU to: use prescription drugs not prescribed to you





Response	6	8	10	12	Total	
Very wrong	92.0	78.8	70.1	59.4	76.1	
Wrong	5.3	12.1	16.3	20.3	13.0	
A little bit wrong	1.1	5.5	7.1	13.0	6.2	
Not wrong at all	1.6	3.6	6.5	7.2	4.6	
N of Valid	188	165	184	138	675	
N of Miss	18	17	9	6	50	

Table 177: How wrong would most adults (over 21) in your neighborhood think it is for kids your age: to use marijuana?





Response	6	8	10	12	Total	
Very wrong	93.5	81.8	72.3	61.6	78.3	
Wrong	2.7	9.7	16.3	18.8	11.5	
A little bit wrong	2.2	6.7	7.1	12.3	6.7	
Not wrong at all	1.6	1.8	4.3	7.2	3.6	
N of Valid	185	165	184	138	672	
N of Miss	21	17	9	6	53	

Table 178: How wrong would most adults (over 21) in your neighborhood think it is for kids your age: to drink alcohol?





Response	6	8	10	12	Total	
Very wrong	87.6	73.8	54.3	51.4	67.7	
Wrong	7.0	14.0	21.2	21.7	15.6	
A little bit wrong	2.7	8.5	16.3	18.1	11.0	
Not wrong at all	2.7	3.7	8.2	8.7	5.7	
N of Valid	185	164	184	138	671	
N of Miss	21	18	9	6	54	

Table 179: How wrong would most adults (over 21) in your neighborhood think it is for kids your age: to smoke cigarettes?





Response	6	8	10	12	Total	
Very wrong	88.6	75.0	65.8	50.0	71.0	
Wrong	5.4	14.6	16.8	24.6	14.8	
A little bit wrong	3.3	6.7	10.9	12.3	8.1	
Not wrong at all	2.7	3.7	6.5	13.0	6.1	
N of Valid	184	164	184	138	670	
N of Miss	22	18	9	6	55	

Table 180: How much do each of the following statements describe your neighborhood? crime and/or drug selling





Response	6	8	10	12	Total	
NO!	79.6	74.1	68.1	58.3	70.7	
no	12.2	16.9	19.2	26.6	18.3	
yes	5.0	6.6	8.8	12.9	8.1	
YES!	3.3	2.4	3.8	2.2	3.0	
N of Valid	181	166	182	139	668	
N of Miss	25	16	11	5	57	

Table 181: How much do each of the following statements describe your neighborhood? fights





Response	6	8	10	12	Total	
NO!	63.0	67.5	59.9	54.3	61.5	
no	21.0	21.7	22.5	30.4	23.5	
yes	11.6	9.6	12.1	13.8	11.7	
YES!	4.4	1.2	5.5	1.4	3.3	
N of Valid	181	166	182	138	667	
N of Miss	25	16	11	6	58	

Table 182: How much do each of the following statements describe your neighborhood? lots of empty or abandoned buildings





Response	6	8	10	12	Total	
NO!	69.1	69.1	69.2	59.4	67.1	
no	21.5	25.5	22.0	31.9	24.8	
yes	8.8	4.8	6.6	5.8	6.6	
YES!	0.6	0.6	2.2	2.9	1.5	
N of Valid	181	165	182	138	666	
N of Miss	25	17	11	6	59	

Table 183: How much do each of the following statements describe your neighborhood? lots of graffiti





Response	6	8	10	12	Total	
NO!	79.2	78.5	79.7	69.1	77.0	
no	15.2	19.0	19.2	27.3	19.8	
yes	3.9	2.5	0.0	2.2	2.1	
YES!	1.7	0.0	1.1	1.4	1.1	
N of Valid	178	163	182	139	662	
N of Miss	28	19	11	5	63	

Table 184: I feel safe in my neighborhood.

Response	6	8	10	12	Total
NO!	6.6	6.7	6.6	2.9	5.9
no	5.5	10.4	8.3	8.0	8.0
yes	31.9	31.3	32.0	42.8	34.0
YES!	56.0	51.5	53.0	46.4	52.1
N of Valid	182	163	181	138	664
N of Miss	24	19	12	6	61

Table 185: If a kid smoked marijuana in your neighborhood would he or she be caught by the police?

Response	6	8	10	12	Total
NO!	8.2	24.2	22.7	21.9	18.9
no	18.1	34.5	39.8	59.1	36.5
yes	26.9	23.0	24.3	15.3	22.9
YES!	46.7	18.2	13.3	3.6	21.7
N of Valid	182	165	181	137	665
N of Miss	24	17	12	7	60

Table 186: If a kid drank some beer, wine or hard liquor (for example, vodka, whiskey, or gin) in your neighborhood would he or she be caught by the police?

Response	6	8	10	12	Total
NO!	9.4	27.4	32.0	27.0	23.7
no	26.1	38.4	44.8	59.9	41.2
yes	27.8	20.7	17.1	10.2	19.5
YES!	36.7	13.4	6.1	2.9	15.6
N of Valid	180	164	181	137	662
N of Miss	26	18	12	7	63

Table 187: If a kid carried a handgun in your neighborhood would he or she be caught by the police?





Response	6	8	10	12	Total	
NO!	8.4	24.5	16.1	18.2	16.5	
no	16.2	30.1	35.6	40.9	30.0	
yes	27.4	21.5	26.1	24.1	24.9	
YES!	48.0	23.9	22.2	16.8	28.5	
N of Valid	179	163	180	137	659	
N of Miss	27	19	13	7	66	

Table 188: If you wanted to get some cigarettes, how easy would it be for you to get some?





Response	6	8	10	12	Total	
Very hard	77.3	52.8	31.7	13.1	45.1	
Sort of hard	7.6	14.5	13.3	9.5	11.3	
Sort of easy	9.3	20.8	23.9	18.2	18.1	
Very easy	5.8	11.9	31.1	59.1	25.6	
N of Valid	172	159	180	137	648	
N of Miss	34	23	13	7	77	

Table 189: If you wanted to get some beer, wine or hard liquor (for example, vodka, whiskey, or gin), how easy would it be for you to get some?





Response	6	8	10	12	Total	
Very hard	77.0	44.7	23.9	11.7	40.6	
Sort of hard	5.7	20.5	15.0	13.9	13.7	
Sort of easy	8.0	13.7	23.9	32.8	19.0	
Very easy	9.2	21.1	37.2	41.6	26.7	
N of Valid	174	161	180	137	652	
N of Miss	32	21	13	7	73	

Table 190: If you wanted to get a drug like cocaine, LSD, or amphetamines, how easy would it be for you to get some?


Response	6	8	10	12	Total	
Very hard	93.1	78.9	71.1	54.0	75.3	
Sort of hard	4.6	13.7	14.4	29.9	14.9	
Sort of easy	1.2	2.5	6.1	9.5	4.6	
Very easy	1.2	5.0	8.3	6.6	5.2	
N of Valid	173	161	180	137	651	
N of Miss	33	21	13	7	74	

Table 191: If you wanted to get a handgun, how easy would it be for you to get one?


Response	6	8	10	12	Total	
Very hard	75.7	61.5	59.6	43.1	60.9	
Sort of hard	8.7	12.4	13.5	22.6	13.9	
Sort of easy	6.9	11.2	11.8	17.5	11.6	
Very easy	8.7	14.9	15.2	16.8	13.7	
N of Valid	173	161	178	137	649	
N of Miss	33	21	15	7	76	

Table 192: If you wanted to get some marijuana, how easy would it be for you to get some?


Response	6	8	10	12	Total	
Very hard	92.4	64.2	47.8	17.5	57.3	
Sort of hard	4.1	11.9	7.3	10.9	8.4	
Sort of easy	1.7	8.8	15.2	18.2	10.7	
Very easy	1.7	15.1	29.8	53.3	23.7	
N of Valid	172	159	178	137	646	
N of Miss	34	23	15	7	79	

Table 193: If you wanted to get prescription drugs for the purpose of getting high, how easy would it be for you to get some?

Response	6	8	10	12	Total	
Very hard	87.2	66.2	44.6	34.3	59.1	
Sort of hard	4.7	8.8	13.0	16.1	10.4	
Sort of easy	3.5	10.0	16.4	22.6	12.7	
Very easy	4.7	15.0	26.0	27.0	17.8	
N of Valid	172	160	177	137	646	
N of Miss	34	22	16	7	79	

Table 194: If you wanted to get synthetic marijuana such as K2 or chemical products such as bath salts to get high, how easy would it be for you to get some?

Response	6	8	10	12	Total	
Very hard	93.6	75.6	64.0	46.7	71.1	
Sort of hard	2.9	11.9	13.5	17.5	11.1	
Sort of easy	1.2	5.6	11.2	19.0	8.8	
Very easy	2.3	6.9	11.2	16.8	9.0	
N of Valid	172	160	178	137	647	
N of Miss	34	22	15	7	78	

Table 195: If you wanted to get steroids to enhance athletic performance, how easy would it be for you to get some?

Response	6	8	10	12	Total	
Very hard	90.0	80.6	73.6	59.6	76.7	
Sort of hard	4.1	10.6	13.5	18.4	11.3	
Sort of easy	3.5	3.8	6.2	11.8	6.1	
Very easy	2.4	5.0	6.7	10.3	5.9	
N of Valid	170	160	178	136	644	
N of Miss	36	22	15	8	81	

Table 196: During the past 12 months, have you participated in any alcohol prevention programs or seen any alcohol prevention messages in your school or community? Yes, a school-based program focused on preventing underage drinking and/or drinking and driving.



Response	6	8	10	12	Total	
No	55.8	63.2	68.9	64.6	62.9	
Yes	44.2	36.8	31.1	35.4	37.1	
N of Valid	206	182	193	144	725	
N of Miss	0	0	0	0	0	

Table 197: During the past 12 months, have you participated in any alcohol prevention programs or seen any alcohol prevention messages in your school or community? Yes, a community-based program focused on preventing underage drinking and/or drinking and driving (for example, through your church or temple or through youth groups like Boys and Girls Club or 4-H).



Response	6	8	10	12	Total	
No	87.9	93.4	92.2	95.8	92.0	
Yes	12.1	6.6	7.8	4.2	8.0	
N of Valid	206	182	193	144	725	
N of Miss	0	0	0	0	0	

Table 198: During the past 12 months, have you participated in any alcohol prevention programs or seen any alcohol prevention messages in your school or community? Yes, a media campaign addressing underage drinking and/or drinking and driving (for example, newspaper ads, posters, pamphlets, radio, TV).



Response	6	8	10	12	Total	
No	85.0	91.2	90.7	93.8	89.8	
Yes	15.0	8.8	9.3	6.2	10.2	
N of Valid	206	182	193	144	725	
N of Miss	0	0	0	0	0	

Table 199: During the past 12 months, have you participated in any alcohol prevention programs or seen any alcohol prevention messages in your school or community? No



Response	6	8	10	12	Total	
No	62.1	51.6	47.2	45.8	52.3	
Yes	37.9	48.4	52.8	54.2	47.7	
N of Valid	206	182	193	144	725	
N of Miss	0	0	0	0	0	

Table 200: How wrong do your parents feel it would be for YOU to: drink beer, wine or hard liquor (for example, vodka, whiskey or gin) regularly?


Response	6	8	10	12	Total	
Very wrong	92.4	80.9	70.9	63.8	77.9	
Wrong	6.5	9.3	17.9	21.7	13.4	
A little bit wrong	1.1	5.6	8.9	8.0	5.7	
Not wrong at all	0.0	4.3	2.2	6.5	3.0	
N of Valid	185	162	179	138	664	
N of Miss	21	20	14	6	61	

Table 201: How wrong do your parents feel it would be for YOU to: smoke tobacco?


Response	6	8	10	12	Total	
Very wrong	95.7	89.4	79.8	63.0	83.1	
Wrong	4.3	5.6	13.5	18.8	10.1	
A little bit wrong	0.0	2.5	3.4	9.4	3.5	
Not wrong at all	0.0	2.5	3.4	8.7	3.3	
N of Valid	185	161	178	138	662	
N of Miss	21	21	15	6	63	

Table 202: How wrong do your parents feel it would be for YOU to: smoke marijuana?


Response	6	8	10	12	Total	
Very wrong	97.8	90.0	82.8	72.5	86.6	
Wrong	2.2	3.8	9.4	9.4	6.0	
A little bit wrong	0.0	3.1	4.4	8.7	3.8	
Not wrong at all	0.0	3.1	3.3	9.4	3.6	
N of Valid	185	160	180	138	663	
N of Miss	21	22	13	6	62	

Table 203: How wrong do your parents feel it would be for YOU to: use prescription drugs not prescribed to you?





Response	6	8	10	12	Total	
Very wrong	98.4	92.5	89.4	82.6	91.2	
Wrong	1.6	5.6	7.8	13.8	6.8	
A little bit wrong	0.0	1.2	1.1	2.2	1.1	
Not wrong at all	0.0	0.6	1.7	1.4	0.9	
N of Valid	184	161	179	138	662	
N of Miss	22	21	14	6	63	

Table 204: How wrong do your parents feel it would be for YOU to: steal something worth more than \$5?





Response	6	8	10	12	Total	
Very wrong	90.2	83.8	84.4	82.6	85.5	
Wrong	9.2	14.4	11.7	12.3	11.8	
A little bit wrong	0.5	0.6	3.4	4.3	2.1	
Not wrong at all	0.0	1.2	0.6	0.7	0.6	
N of Valid	184	160	179	138	661	
N of Miss	22	22	14	6	64	

Table 205: How wrong do your parents feel it would be for YOU to: draw graffiti, write things, or draw pictures on buildings or other property (without the owner's permission)?





Response	6	8	10	12	Total	
Very wrong	89.7	88.8	87.6	83.3	87.6	
Wrong	8.1	9.3	7.3	10.1	8.6	
A little bit wrong	1.6	1.2	4.0	3.6	2.6	
Not wrong at all	0.5	0.6	1.1	2.9	1.2	
N of Valid	185	161	177	138	661	
N of Miss	21	21	16	6	64	

Table 206: How wrong do your parents feel it would be for YOU to: pick a fight with someone?





Response	6	8	10	12	Total	
Very wrong	78.5	59.0	64.4	47.1	63.5	
Wrong	16.1	26.7	21.7	28.3	22.7	
A little bit wrong	4.3	13.0	8.9	21.0	11.1	
Not wrong at all	1.1	1.2	5.0	3.6	2.7	
N of Valid	186	161	180	138	665	
N of Miss	20	21	13	6	60	

Table 207: During the past 12 months, have you talked with at least one of your parents about the dangers of underage drinking and/or drinking and driving? By parents, we mean either your biological parents, adoptive parents, stepparents, or adult guardians - whether or not they live with you.



Response	6	8	10	12	Total	
No	43.4	56.7	48.1	59.8	51.5	
Yes	56.6	43.3	51.9	40.2	48.5	
N of Valid	173	157	158	132	620	
N of Miss	33	25	35	12	105	

Table 208: The rules in my family are clear.





Response	6	8	10	12	Total	
NO!	3.2	3.1	2.3	2.2	2.7	
no	3.2	8.8	10.2	7.4	7.3	
yes	27.6	30.8	32.8	51.1	34.6	
YES!	65.9	57.2	54.8	39.3	55.3	
N of Valid	185	159	177	135	656	
N of Miss	21	23	16	9	69	

Table 209: People in my family often insult or yell at each other.

Response	6	8	10	12	Total	
NO!	42.6	23.8	23.6	19.9	28.2	
no	29.5	40.6	40.2	50.7	39.5	
yes	16.9	25.6	24.7	20.6	21.9	
YES!	10.9	10.0	11.5	8.8	10.4	
N of Valid	183	160	174	136	653	
N of Miss	23	22	19	8	72	

Table 210: When I am not at home, one of my parents knows where I am and who I am with.

Response	6	8	10	12	Total	
NO!	2.7	3.1	2.8	2.2	2.7	
no	1.6	5.0	4.5	8.1	4.6	
yes	31.5	32.7	30.5	56.6	36.7	
YES!	64.1	59.1	62.1	33.1	55.9	
N of Valid	184	159	177	136	656	
N of Miss	22	23	16	8	69	

Table 211: We argue about the same things in my family over and over.

Response	6	8	10	12	Total	
NO!	42.9	20.8	24.0	19.1	27.5	
no	32.1	42.8	34.9	39.0	36.9	
yes	19.0	24.5	23.4	26.5	23.1	
YES!	6.0	11.9	17.7	15.4	12.5	
N of Valid	184	159	175	136	654	
N of Miss	22	23	18	8	71	

Table 212: If you drank some beer or wine or liquor (for example, vodka, whiskey, or gin) without your parents' permission, would you be caught by your parents?





Response	6	8	10	12	Total	
NO!	11.5	8.3	12.5	23.7	13.5	
no	2.2	19.7	29.5	38.5	21.4	
yes	17.6	22.3	25.0	27.4	22.8	
YES!	68.7	49.7	33.0	10.4	42.3	
N of Valid	182	157	176	135	650	
N of Miss	24	25	17	9	75	

Table 213: My family has clear rules about alcohol and drug use.





Response	6	8	10	12	Total	
NO!	6.0	2.5	4.0	3.0	4.0	
no	1.6	12.7	14.9	8.9	9.4	
yes	17.5	25.3	25.7	45.9	27.5	
YES!	74.9	59.5	55.4	42.2	59.1	
N of Valid	183	158	175	135	651	
N of Miss	23	24	18	9	74	

Table 214: If you carried a handgun without your parents' permission, would you be caught by your parents?





Response	6	8	10	12	Total	
NO!	6.6	5.1	9.2	6.0	6.8	
no	3.3	13.4	12.1	22.4	12.1	
yes	18.2	21.0	22.0	30.6	22.5	
YES!	71.8	60.5	56.6	41.0	58.6	
N of Valid	181	157	173	134	645	
N of Miss	25	25	20	10	80	

Table 215: If you skipped school would you be caught by your parents?

Response	6	8	10	12	Total	
NO!	5.0	5.7	6.9	9.0	6.5	
no	5.0	14.0	14.5	27.6	14.4	
yes	21.1	23.6	28.3	33.6	26.2	
YES!	68.9	56.7	50.3	29.9	52.8	
N of Valid	180	157	173	134	644	
N of Miss	26	25	20	10	81	

Table 216: My parents ask if I've gotten my homework done.

Response	6	8	10	12	Total	
NO!	4.4	5.7	8.2	9.9	6.9	
no	3.3	15.8	13.5	23.7	13.3	
yes	27.6	26.6	31.6	43.5	31.7	
YES!	64.6	51.9	46.8	22.9	48.2	
N of Valid	181	158	171	131	641	
N of Miss	25	24	22	13	84	

Table 217: People in my family have serious arguments.

Response	6	8	10	12	Total	
NO!	50.0	30.4	34.7	24.1	35.8	
no	30.8	43.0	37.6	48.1	39.2	
yes	9.9	17.1	17.1	18.0	15.2	
YES!	9.3	9.5	10.6	9.8	9.8	
N of Valid	182	158	170	133	643	
N of Miss	24	24	23	11	82	

Table 218: Would your parents know if you did not come home on time?

Response	6	8	10	12	Total	
NO!	3.8	5.1	2.3	6.0	4.2	
no	7.7	8.9	11.7	12.7	10.1	
yes	24.7	32.9	28.7	43.3	31.6	
YES!	63.7	53.2	57.3	38.1	54.1	
N of Valid	182	158	171	134	645	
N of Miss	24	24	22	10	80	

Table 219: Have any of your brothers or sisters ever: drunk beer, wine or hard liquor (for example, vodka, whiskey or gin)?

Response	6	8	10	12	Total	
No	78.4	58.0	43.1	31.6	54.1	
Yes	18.2	35.7	54.0	65.4	42.0	
I don't have any brothers or sisters	3.4	6.4	2.9	3.0	3.9	
N of Valid	176	157	174	133	640	
N of Miss	30	25	19	11	85	

Table 220: Have any of your brothers or sisters ever: smoked marijuana?

Response	6	8	10	12	Total	
No	91.5	75.8	68.8	55.2	73.9	
Yes	5.1	17.8	28.3	41.8	22.2	
I don't have any brothers or sisters	3.4	6.4	2.9	3.0	3.9	
N of Valid	177	157	173	134	641	
N of Miss	29	25	20	10	84	

Table 221: Have any of your brothers or sisters ever: smoked cigarettes?

Response	6	8	10	12	Total	
No	79.0	67.9	62.4	47.0	65.1	
Yes	17.6	25.6	34.7	50.0	31.0	
I don't have any brothers or sisters	3.4	6.4	2.9	3.0	3.9	
N of Valid	176	156	173	134	639	
N of Miss	30	26	20	10	86	

Table 222: Have any of your brothers or sisters ever: taken a handgun to school?




Response	6	8	10	12	Total	
No	96.6	92.3	95.4	97.0	95.3	
Yes	0.0	1.3	1.7	0.0	0.8	
I don't have any brothers or sisters	3.4	6.4	2.9	3.0	3.9	
N of Valid	175	156	173	134	638	
N of Miss	31	26	20	10	87	

Table 223: Have any of your brothers or sisters ever: been suspended or expelled from school?




Response	6	8	10	12	Total	
No	77.4	72.4	73.4	66.4	72.8	
Yes	19.2	21.2	23.7	30.6	23.3	
I don't have any brothers or sisters	3.4	6.4	2.9	3.0	3.9	
N of Valid	177	156	173	134	640	
N of Miss	29	26	20	10	85	

Table 224: Have you changed homes in the past year (the last 12 months)?



Response	6	8	10	12	Total	
No	74.6	78.2	76.4	80.9	77.3	
Yes	25.4	21.8	23.6	19.1	22.7	
N of Valid	177	156	174	136	643	
N of Miss	29	26	19	8	82	

Table 225: How many times have you changed homes since kindergarten?






Response	6	8	10	12	Total	
Never	39.3	34.2	32.9	33.8	35.2	
1 or 2 times	31.5	29.7	24.3	26.5	28.0	
3 or 4 times	14.0	16.1	20.8	18.4	17.3	
5 or 6 times	6.7	9.7	10.4	7.4	8.6	
7 or more times	8.4	10.3	11.6	14.0	10.9	
N of Valid	178	155	173	136	642	
N of Miss	28	27	20	8	83	

Table 226: Have you changed schools (including changing from elementary to middle and middle to high school) in the past year?



Response	6	8	10	12	Total	
No	72.3	72.4	78.0	84.6	76.5	
Yes	27.7	27.6	22.0	15.4	23.5	
N of Valid	177	152	173	136	638	
N of Miss	29	30	20	8	87	

Table 227: How many times have you changed schools since kindergarten (including changing from elementary to middle and middle to high school)?






Response	6	8	10	12	Total	
Never	39.8	31.4	33.1	27.4	33.3	
1 or 2 times	28.1	14.1	13.4	18.5	18.6	
3 or 4 times	19.3	26.3	29.7	20.0	24.0	
5 or 6 times	9.9	12.8	14.0	17.0	13.2	
7 or more times	2.9	15.4	9.9	17.0	10.9	
N of Valid	171	156	172	135	634	
N of Miss	35	26	21	9	91	

Table 228: Has anyone in your family ever had severe alcohol or drug problems?



Response	6	8	10	12	Total	
No	75.9	57.7	56.1	44.4	59.4	
Yes	24.1	42.3	43.9	55.6	40.6	
N of Valid	174	156	171	135	636	
N of Miss	32	26	22	9	89	

Table 229: About how many adults (over 21) have you known personally who in the past year have: used marijuana, crack, cocaine, or other drugs?






Response	6	8	10	12	Total	
0	77.3	64.3	51.5	35.3	58.4	
1	11.4	13.6	14.8	18.8	14.4	
2	5.1	7.1	9.5	14.3	8.7	
03/04/13	4.0	7.1	8.3	10.5	7.3	
5	2.3	7.8	16.0	21.1	11.2	
N of Valid	176	154	169	133	632	
N of Miss	30	28	24	11	93	

Table 230: About how many adults (over 21) have you known personally who in the past year have: sold or dealt drugs?






Response	6	8	10	12	Total	
0	89.2	73.5	63.7	59.4	72.3	
1	8.0	12.3	14.3	12.0	11.6	
2	1.7	6.5	7.1	11.3	6.3	
03/04/13	0.6	4.5	5.4	7.5	4.3	
5	0.6	3.2	9.5	9.8	5.5	
N of Valid	176	155	168	133	632	
N of Miss	30	27	25	11	93	

Table 231: About how many adults (over 21) have you known personally who in the past year have: done other things that could get them in trouble with the police, like stealing, selling stolen goods, mugging or assaulting others, etc.?






Response	6	8	10	12	Total	
0	87.5	72.7	62.4	66.2	72.7	
1	8.0	12.3	14.7	12.0	11.7	
2	1.1	7.1	7.1	4.5	4.9	
03/04/13	1.7	1.9	2.9	7.5	3.3	
5	1.7	5.8	12.9	9.8	7.4	
N of Valid	176	154	170	133	633	
N of Miss	30	28	23	11	92	

Table 232: About how many adults (over 21) have you known personally who in the past year have: gotten drunk or high?






Response	6	8	10	12	Total	
0	71.6	40.6	31.2	17.3	41.8	
1	13.1	21.3	14.1	18.0	16.4	
2	9.1	14.8	14.1	11.3	12.3	
03/04/13	2.3	11.0	11.2	15.8	9.6	
5	4.0	12.3	29.4	37.6	19.9	
N of Valid	176	155	170	133	634	
N of Miss	30	27	23	11	91	

Table 233: Have you seen or heard information about underage drinking in the past 12 months from the following sources? Radio



Response	6	8	10	12	Total	
No	56.3	42.6	45.0	51.9	49.1	
Yes	43.7	57.4	55.0	48.1	50.9	
N of Valid	183	155	169	133	640	
N of Miss	23	27	24	11	85	

Table 234: Have you seen or heard information about underage drinking in the past 12 months from the following sources? TV.



Response	6	8	10	12	Total	
No	30.4	21.4	24.3	28.8	26.3	
Yes	69.6	78.6	75.7	71.2	73.7	
N of Valid	181	154	169	132	636	
N of Miss	25	28	24	12	89	

Table 235: Have you seen or heard information about underage drinking in the past 12 months from the following sources? Print. This includes information on underage drinking you may have seen in the newspaper, on a billboard, in pamphlets, on stickers, etc.



Response	6	8	10	12	Total	
No	53.3	38.6	45.5	37.1	44.3	
Yes	46.7	61.4	54.5	62.9	55.7	
N of Valid	180	153	167	132	632	
N of Miss	26	29	26	12	93	

Table 236: Have you seen or heard information about underage drinking in the past 12 months from the following sources? Website or social media? (Facebook, Myspace, website, etc.)



Response	6	8	10	12	Total	
No	56.9	42.2	42.5	49.2	47.9	
Yes	43.1	57.8	57.5	50.8	52.1	
N of Valid	181	154	167	132	634	
N of Miss	25	28	26	12	91	

Table 237: The next questions ask about your opinions of the information you saw or heard. If you have seen or heard more than one ad, please think about your favorite ad when answering these questions. The information about underage drinking that I saw or heard was convincing.






Response	6	8	10	12	Total	
NO!	24.3	14.5	13.3	11.5	16.2	
no	11.6	16.4	17.5	20.6	16.2	
yes	19.7	28.3	33.7	39.7	29.7	
YES!	22.0	28.9	24.1	15.3	22.8	
I have not seen or heard any ads about underage drinking in the past 12 months.	22.5	11.8	11.4	13.0	15.0	
N of Valid	173	152	166	131	622	
N of Miss	33	30	27	13	103	

Table 238: The next questions ask about your opinions of the information you saw or heard. If you have seen or heard more than one ad, please think about your favorite ad when answering these questions. The information about underage drinking that I saw or heard grabbed my attention.






Response	6	8	10	12	Total	
NO!	21.5	13.9	10.8	8.4	14.0	
no	9.3	17.9	24.0	28.2	19.3	
yes	21.5	27.8	28.1	36.6	28.0	
YES!	26.2	27.2	24.6	14.5	23.5	
I have not seen or heard any ads about underage drinking in the past 12 months.	21.5	13.2	12.6	12.2	15.1	
N of Valid	172	151	167	131	621	
N of Miss	34	31	26	13	104	

Table 239: The next questions ask about your opinions of the information you saw or heard. If you have seen or heard more than one ad, please think about your favorite ad when answering these questions. The information about underage drinking that I saw or heard said something important to me.

Response	6	8	10	12	Total	
NO!	19.3	18.4	13.8	8.4	15.3	
no	9.4	18.4	24.0	32.8	20.5	
yes	19.3	23.7	25.7	30.5	24.5	
YES!	29.8	26.3	24.0	15.3	24.3	
I have not seen or heard any ads about underage drinking in the past 12 months.	22.2	13.2	12.6	13.0	15.5	
N of Valid	171	152	167	131	621	
N of Miss	35	30	26	13	104	

Table 240: The next questions ask about your opinions of the information you saw or heard. If you have seen or heard more than one ad, please think about your favorite ad when answering these questions. Seeing or hearing this information about underage drinking made me want to stop or decrease my drinking.

Response	6	8	10	12	Total	
NO!	19.6	14.1	14.3	10.2	14.7	
no	3.9	14.1	25.5	35.9	19.3	
yes	8.5	16.9	16.8	20.3	15.4	
YES!	24.2	31.7	25.5	19.5	25.3	
I have not seen or heard any ads about underage drinking in the past 12 months.	43.8	23.2	18.0	14.1	25.2	
N of Valid	153	142	161	128	584	
N of Miss	53	40	32	16	141	

Table 241: How honest were you in filling out this survey?

Response	6	8	10	12	Total	
I was very honest	87.9	83.3	83.8	86.4	85.4	
I was honest pretty much of the time	9.9	12.8	14.4	11.4	12.1	
I was honest some of the time	1.6	3.2	1.8	2.3	2.2	
I was honest once in a while	0.5	0.6	0.0	0.0	0.3	
I was not honest at all	0.0	0.0	0.0	0.0	0.0	
N of Valid	182	156	167	132	637	
N of Miss	24	26	26	12	88	