

# 2010 APNA



Arkansas Prevention Needs Assessment Student Survey

Conway County Tables

Arkansas Department of Human Services  
Division of Behavioral Sciences  
Office of Alcohol and Drug Abuse Prevention

Conducted by International Survey Associates dba Pride Surveys



## Contents

1	INTRODUCTION	11
2	PERCENTAGE TABLES	16

## List of Tables

1	Sex	17
2	Age	17
3	Are you Hispanic or Latino?	17
4	What is your race? Black or African American	18
5	What is your race? Asian	18
6	What is your race? American Indian	18
7	What is your race? Alaska Native	18
8	What is your race? White	19
9	What is your race? Native Hawaiian or Other Pacific Islander	19
10	What is your race? Other	19
11	What is the highest level of schooling completed by your mother or father?	20
12	Think of where you live most of the time. Which of the following people live there with you? Mother	20
13	Think of where you live most of the time. Which of the following people live there with you? Stepmother	20
14	Think of where you live most of the time. Which of the following people live there with you? Foster Mother	21
15	Think of where you live most of the time. Which of the following people live there with you? Grandmother	21
16	Think of where you live most of the time. Which of the following people live there with you? Aunt	21
17	Think of where you live most of the time. Which of the following people live there with you? Father	21
18	Think of where you live most of the time. Which of the following people live there with you? Stepfather	22
19	Think of where you live most of the time. Which of the following people live there with you? Foster Father	22
20	Think of where you live most of the time. Which of the following people live there with you? Grandfather	22
21	Think of where you live most of the time. Which of the following people live there with you? Uncle	22
22	Think of where you live most of the time. Which of the following people live there with you? Other Adults	23
23	Think of where you live most of the time. Which of the following people live there with you? Brother(s)	23
24	Think of where you live most of the time. Which of the following people live there with you? Stepbrother(s)	23
25	Think of where you live most of the time. Which of the following people live there with you? Sister(s)	23
26	Think of where you live most of the time. Which of the following people live there with you? Stepsister(s)	24

27	Think of where you live most of the time. Which of the following people live there with you? Other Children . . . . .	24
28	In my school, students have lots of chances to help decide things like class activities and rules. . . . .	24
29	Teachers ask me to work on special classroom projects. . . . .	24
30	My teacher(s) notices when I am doing a good job and lets me know about it. . . . .	25
31	There are lots of chances for students in my school to get involved in sports, clubs, and other school activities outside of class. . . . .	25
32	There are lots of chances for students in my school to talk with a teacher one-on-one. . . . .	25
33	I feel safe at my school. . . . .	26
34	The school lets my parents know when I have done something well. . . . .	26
35	My teachers praise me when I work hard in school. . . . .	26
36	Are your school grades better than the grades of most students in your class? . . . . .	27
37	I have lots of chances to be part of class discussions or activities. . . . .	27
38	Now thinking back over the past year in school, how often did you: enjoy being in school? . . . . .	27
39	Now thinking back over the past year in school, how often did you: hate being in school? . . . . .	28
40	Now thinking back over the past year in school, how often did you: try to do your best work in school? . . . . .	28
41	How often do you feel that the school work you are assigned is meaningful and important? . . . . .	28
42	Putting them all together, what were your grades like last year? . . . . .	29
43	How important do you think the things you are learning in school are going to be for your later life? . . . . .	29
44	How interesting are most of your courses to you? . . . . .	29
45	During the LAST FOUR WEEKS how many whole days of school have you missed because you skipped or 'cut'? . . . .	30
46	What are the chances you would be seen as cool if you: smoked cigarettes? . . . . .	30
47	What are the chances you would be seen as cool if you: worked hard at school? . . . . .	30
48	What are the chances you would be seen as cool if you: began drinking alcoholic beverages regularly, that is, at least once or twice a month? . . . . .	31
49	What are the chances you would be seen as cool if you: defended someone who was being verbally abused at school? . . . . .	31
50	What are the chances you would be seen as cool if you: smoked marijuana? . . . . .	31
51	What are the chances you would be seen as cool if you: carried a handgun? . . . . .	32

52	What are the chances you would be seen as cool if you: regularly volunteered to do community service? . . . . .	32
53	Think of your four best friends (the friends you feel closest to). In the past year (12 months), how many of your best friends have: participated in clubs, organizations or activities at school? . . . . .	32
54	Think of your four best friends (the friends you feel closest to). In the past year (12 months), how many of your best friends have: smoked cigarettes? . . . . .	33
55	Think of your four best friends (the friends you feel closest to). In the past year (12 months), how many of your best friends have: tried beer, wine or hard liquor (for example, vodka, whiskey, or gin) when their parents didn't know about it? . . . . .	33
56	Think of your four best friends (the friends you feel closest to). In the past year (12 months), how many of your best friends have: made a commitment to stay drug-free? . . . . .	33
57	Think of your four best friends (the friends you feel closest to). In the past year (12 months), how many of your best friends have: used marijuana? . . . . .	34
58	Think of your four best friends (the friends you feel closest to). In the past year (12 months), how many of your best friends have: tried to do well in school? . . . . .	34
59	Think of your four best friends (the friends you feel closest to). In the past year (12 months), how many of your best friends have: used LSD, cocaine, amphetamines, or other illegal drugs? . . . . .	34
60	Think of your four best friends (the friends you feel closest to). In the past year (12 months), how many of your best friends have: been suspended from school? . . . . .	35
61	Think of your four best friends (the friends you feel closest to). In the past year (12 months), how many of your best friends have: liked school? . . . . .	35
62	Think of your four best friends (the friends you feel closest to). In the past year (12 months), how many of your best friends have: carried a handgun? . . . . .	35
63	Think of your four best friends (the friends you feel closest to). In the past year (12 months), how many of your best friends have: sold illegal drugs? . . . . .	36
64	Think of your four best friends (the friends you feel closest to). In the past year (12 months), how many of your best friends have: regularly attended religious services? . . . . .	36
65	Think of your four best friends (the friends you feel closest to). In the past year (12 months), how many of your best friends have: stolen or tried to steal a motor vehicle such as a car or motorcycle? . . . . .	36
66	Think of your four best friends (the friends you feel closest to). In the past year (12 months), how many of your best friends have: been arrested? . . . . .	37

67	Think of your four best friends (the friends you feel closest to). In the past year (12 months), how many of your best friends have: dropped out of school? . . . . .	37
68	Think of your four best friends (the friends you feel closest to). In the past year (12 months), how many of your best friends have: been members of a gang? . . . . .	37
69	How old were you when you first: smoked marijuana? . . . . .	38
70	How old were you when you first: smoked a cigarette, even just a puff? . . . . .	38
71	How old were you when you first: had more than a sip or two of beer, wine or hard liquor (for example, vodka, whiskey, or gin)? . . .	39
72	How old were you when you first: began drinking alcoholic beverages regularly, that is, at least once or twice a month? . . . . .	39
73	How old were you when you first: used phenoxydine (pox, px, breeze)?	40
74	How old were you when you first: got suspended from school? . . .	40
75	How old were you when you first: got arrested? . . . . .	41
76	How old were you when you first: carried a handgun? . . . . .	41
77	How old were you when you first: attacked someone with the idea of seriously hurting them? . . . . .	42
78	How old were you when you first: belonged to a gang? . . . . .	42
79	How wrong do you think it is for someone your age to: take a handgun to school? . . . . .	43
80	How wrong do you think it is for someone your age to: steal anything worth more than \$5? . . . . .	43
81	How wrong do you think it is for someone your age to: pick a fight with someone? . . . . .	43
82	How wrong do you think it is for someone your age to: attack someone with the idea of seriously hurting them? . . . . .	44
83	How wrong do you think it is for someone your age to: stay away from school all day when their parents think they are at school? . .	44
84	How wrong do you think it is for someone your age to: drink beer, wine or hard liquor (for example, vodka, whiskey, or gin) regularly? .	44
85	How wrong do you think it is for someone your age to: smoke cigarettes? . . . . .	45
86	How wrong do you think it is for someone your age to: smoke marijuana? . . . . .	45
87	How wrong do you think it is for someone your age to: use LSD, cocaine, amphetamines or another illegal drug? . . . . .	45
88	At school during the past 12 months, did you receive help from the resource teacher, speech therapist or other special education teacher?	46
89	How many times in the past year (12 months) have you: been suspended from school? . . . . .	46
90	How many times in the past year (12 months) have you: carried a handgun? . . . . .	46

91	How many times in the past year (12 months) have you: sold illegal drugs? . . . . .	47
92	How many times in the past year (12 months) have you: stolen or tried to steal a motor vehicle such as a car or motorcycle? . . . . .	47
93	How many times in the past year (12 months) have you: participated in clubs, organizations or activities at school? . . . . .	48
94	How many times in the past year (12 months) have you: been arrested?	48
95	How many times in the past year (12 months) have you: done extra work on your own for school? . . . . .	49
96	How many times in the past year (12 months) have you: attacked someone with the idea of seriously hurting them? . . . . .	49
97	How many times in the past year (12 months) have you: been drunk or high at school? . . . . .	50
98	How many times in the past year (12 months) have you: volunteered to do community service? . . . . .	50
99	How many times in the past year (12 months) have you: taken a handgun to school? . . . . .	51
100	Are you currently on probation, or assigned a probation officer with Juvenile Court? . . . . .	51
101	Have you ever belonged to a gang? . . . . .	51
102	If you have ever belonged to a gang, did that gang have a name? . .	52
103	How many times have you done the following things? done what feels good no matter what. . . . .	52
104	How many times have you done the following things? done something dangerous because someone dared you to do it. . . . .	52
105	How many times have you done the following things? done crazy things even if they are a little dangerous. . . . .	53
106	You're looking at CD's in a music store with a friend. You look up and see her slip a CD under her coat. She smiles and says 'Which one do you want? Go ahead, take it while nobody's around.' There is nobody in sight, no employees and no other customers. What would you do now? . . . . .	53
107	You are visiting another part of town, and you don't know any of the people your age there. You are walking down the street, and some teenager you don't know is walking toward you. He is about your size, and as he is about to pass you, he deliberately bumps into you and you almost lose your balance. What would you say or do? .	53
108	You are at a party at someone's house, and one of your friends offers you a drink containing alcohol. What would you say or do? . . . . .	54
109	It's 8:00 on a weeknight and you are about to go over to a friend's home when your mother asks you where you are going. You say 'Oh, just going to go hang out with some friends.' She says, 'No, you'll just get into trouble if you go out. Stay home tonight.' What would you do now? . . . . .	54
110	How often do you attend religious services or activities? . . . . .	54

111	I do the opposite of what people tell me, just to get them mad. . .	55
112	I like to see how much I can get away with. . . . .	55
113	I ignore rules that get in my way. . . . .	55
114	I think sometimes it's okay to cheat at school. . . . .	56
115	It is important to think before you act. . . . .	56
116	Sometimes I think that life is not worth it. . . . .	56
117	At times I think I am no good at all. . . . .	57
118	All in all, I am inclined to think that I am a failure. . . . .	57
119	In the past year, have you felt depressed or sad MOST days, even if you felt okay sometimes? . . . . .	57
120	It is all right to beat up people if they start the fight. . . . .	58
121	I think it is okay to take something without asking if you can get away with it. . . . .	58
122	Sometimes we don't know what we will do as adults, but we may have an idea. Please answer how true these statements may be for you. WHEN I AM AN ADULT I WILL: smoke cigarettes. . . . .	58
123	Sometimes we don't know what we will do as adults, but we may have an idea. Please answer how true these statements may be for you. WHEN I AM AN ADULT I WILL: drink beer, wine, or liquor. . . . .	59
124	Sometimes we don't know what we will do as adults, but we may have an idea. Please answer how true these statements may be for you. WHEN I AM AN ADULT I WILL: smoke marijuana. . . . .	59
125	Sometimes we don't know what we will do as adults, but we may have an idea. Please answer how true these statements may be for you. WHEN I AM AN ADULT I WILL: use LSD, cocaine, amphetamines or another illegal drug. . . . .	59
126	How much do you think people risk harming themselves (physically or in other ways) if they: smoked one or more packs of cigarettes per day? . . . . .	60
127	How much do you think people risk harming themselves (physically or in other ways) if they: try marijuana once or twice? . . . . .	60
128	How much do you think people risk harming themselves (physically or in other ways) if they: smoke marijuana regularly? . . . . .	60
129	How much do you think people risk harming themselves (physically or in other ways) if they: take one or two drinks of an alcoholic beverage (beer, wine, liquor) nearly every day? . . . . .	61
130	How much do you think people risk harming themselves (physically or in other ways) if they: have five or more drinks once or twice each weekend? . . . . .	61
131	Have you ever used smokeless tobacco (chew, snuff, plug, dipping tobacco, or chewing tobacco)? . . . . .	61
132	How often have you taken smokeless tobacco during the past 30 days? . . . . .	62
133	Have you ever smoked cigarettes? . . . . .	62
134	How frequently have you smoked cigarettes during the past 30 days? . . . . .	62

135	Which statement best describes rules about smoking inside your home? . . . . .	63
136	Which statement best describes rules about smoking in your family cars? . . . . .	63
137	During this school year, were you taught in any of your classes about the dangers of tobacco use? . . . . .	64
138	During the past 12 months, have you participated in any community activities to discourage people your age from using cigarettes, chewing tobacco, snuff, dip or cigars? . . . . .	64
139	On how many occasions have you had alcoholic beverages (beer, wine or hard liquor) to drink in your lifetime - more than just a few sips? . . . . .	64
140	On how many occasions have you had beer, wine or hard liquor to drink during the past 30 days? . . . . .	65
141	On how many occasions have you used marijuana (grass, pot) or hashish (hash, hash oil) in your lifetime? . . . . .	65
142	On how many occasions have you used marijuana (grass, pot) or hashish (hash, hash oil) during the past 30 days? . . . . .	65
143	On how many occasions have you used LSD or other psychedelics in your lifetime? . . . . .	66
144	On how many occasions have you used LSD or other psychedelics during the past 30 days? . . . . .	66
145	On how many occasions have you used cocaine or crack in your lifetime? . . . . .	66
146	On how many occasions have you used cocaine or crack during the past 30 days? . . . . .	67
147	On how many occasions have you sniffed glue, breathed the contents of an aerosol spray can, or inhaled other gases or sprays, in order to get high in your lifetime? . . . . .	67
148	On how many occasions have you sniffed glue, breathed the contents of an aerosol spray can, or inhaled other gases or sprays, in order to get high during the past 30 days? . . . . .	68
149	On how many occasions have you used phenoxydine (pox, px, breeze) in your lifetime? . . . . .	68
150	On how many occasions have you used phenoxydine (pox, px, breeze) during the past 30 days? . . . . .	69
151	On how many occasions have you used sedatives (tranquilizers, such as Valium or Xanax, barbiturates, or sleeping pills) without a doctor telling you to take them, in your lifetime? . . . . .	69
152	On how many occasions have you used sedatives (tranquilizers, such as Valium or Xanax, barbiturates, or sleeping pills) without a doctor telling you to take them, during the past 30 days? . . . . .	70
153	On how many occasions have you used methamphetamines (meth, speed, crank, crystal meth) in your lifetime? . . . . .	70



154	On how many occasions have you used methamphetamines (meth, speed, crank, crystal meth) in the past 30 days? . . . . .	71
155	On how many occasions have you used stimulants, other than Methamphetamines (such as amphetamines, Ritalin or Dexedrine) without a doctor telling you to take them, in your lifetime? . . . . .	71
156	On how many occasions have you used stimulants, other than Methamphetamines (such as amphetamines, Ritalin or Dexedrine) without a doctor telling you to take them, during the past 30 days? . . . . .	72
157	On how many occasions have you used heroin or other opiates in your lifetime? . . . . .	72
158	On how many occasions have you used heroin or other opiates during the past 30 days? . . . . .	73
159	On how many occasions have you used MDMA ('X', 'E', or ecstasy) in your lifetime? . . . . .	73
160	On how many occasions have you used MDMA ('X', 'E', or ecstasy) during the past 30 days? . . . . .	73
161	On how many occasions have you taken prescription drugs (such as Valium, Xanax, Ritalin, Adderall, OxyContin, Darvocet, or sleeping pills) on your own-that is, without a doctor telling you to take them in your lifetime? . . . . .	74
162	On how many occasions have you taken prescription drugs (such as Valium, Xanax, Ritalin, Adderall, OxyContin, Darvocet, or sleeping pills) on your own-that is, without a doctor telling you to take them during the past 30 days? . . . . .	74
163	On how many occasions have you taken non-prescription medicines such as diet pills (for example, Dietac, Dexatrim or Prolamine), stay-awake pills (for example No-Doz, Vivarin, or Wake), or cough or cold medicines (robos, DXM, etc.) to get high in your lifetime? . . . . .	75
164	On how many occasions have you taken non-prescription medicines such as diet pills (for example, Dietac, Dexatrim or Prolamine), stay-awake pills (for example No-Doz, Vivarin, or Wake), or cough or cold medicines (robos, DXM, etc.) to get high during the past 30 days? . . . . .	75
165	On how many occasions have you been drunk or very high from drinking alcoholic beverages during the past 30 days? . . . . .	76
166	On how many occasions have you drunk flavored alcoholic beverages, sometimes called 'alcopops' (like Mike's Hard Lemonade, Smirnoff Ice, Bacardi Breezers, etc.) in your lifetime? . . . . .	76
167	On how many occasions have you drunk flavored alcoholic beverages, sometimes called 'alcopops' (like Mike's Hard Lemonade, Smirnoff Ice, Bacardi Breezers, etc.) during the past 30 days? . . . . .	77
168	Think back over the last two weeks. How many times have you had five or more alcoholic drinks in a row? . . . . .	77
169	During the past 30 days, how many times did you ride in a car or other vehicle driven by someone who had been drinking alcohol? . . . . .	77

170	During the past 30 days, how many times did you drive a car or other vehicle when you had been drinking alcohol? . . . . .	78
171	If you drank alcohol (not just a sip or taste) in the past year, how did you usually get it? . . . . .	78
172	If you drank alcohol (not just a sip or taste) in the past year, where did you usually drink it? . . . . .	79
173	During the last month, about how many marijuana cigarettes, or the equivalent, did you smoke a day, on the average? . . . . .	79
174	How wrong would most adults (over 21) in your neighborhood think it is for kids your age: to use marijuana? . . . . .	80
175	How wrong would most adults (over 21) in your neighborhood think it is for kids your age: to drink alcohol? . . . . .	80
176	How wrong would most adults (over 21) in your neighborhood think it is for kids your age: to smoke cigarettes? . . . . .	80
177	How much do each of the following statements describe your neighborhood? crime and/or drug selling . . . . .	81
178	How much do each of the following statements describe your neighborhood? fights . . . . .	81
179	How much do each of the following statements describe your neighborhood? lots of empty or abandoned buildings . . . . .	81
180	How much do each of the following statements describe your neighborhood? lots of graffiti . . . . .	82
181	If I had to move, I would miss the neighborhood I now live in. . . . .	82
182	My neighbors notice when I am doing a good job and let me know about it. . . . .	82
183	I like my neighborhood. . . . .	83
184	There are lots of adults in my neighborhood I could talk to about something important. . . . .	83
185	I'd like to get out of my neighborhood. . . . .	83
186	There are people in my neighborhood who are proud of me when I do something well. . . . .	84
187	There are people in my neighborhood who encourage me to do my best. . . . .	84
188	I feel safe in my neighborhood. . . . .	84
189	Which of the following activities for people your age are available in your community? sports teams? . . . . .	85
190	Which of the following activities for people your age are available in your community? scouting? . . . . .	85
191	Which of the following activities for people your age are available in your community? boys and girls clubs? . . . . .	85
192	Which of the following activities for people your age are available in your community? 4-H clubs? . . . . .	85
193	Which of the following activities for people your age are available in your community? service clubs? . . . . .	86

194	If a kid smoked marijuana in your neighborhood would he or she be caught by the police? . . . . .	86
195	If a kid drank some beer, wine or hard liquor (for example, vodka, whiskey, or gin) in your neighborhood would he or she be caught by the police? . . . . .	86
196	If a kid carried a handgun in your neighborhood would he or she be caught by the police? . . . . .	87
197	If you wanted to get some cigarettes, how easy would it be for you to get some? . . . . .	87
198	If you wanted to get some beer, wine or hard liquor (for example, vodka, whiskey, or gin), how easy would it be for you to get some? . . . . .	87
199	If you wanted to get a drug like cocaine, LSD, or amphetamines, how easy would it be for you to get some? . . . . .	88
200	If you wanted to get a handgun, how easy would it be for you to get one? . . . . .	88
201	If you wanted to get some marijuana, how easy would it be for you to get some? . . . . .	88
202	During the past 12 months, have you participated in any alcohol prevention programs or seen any alcohol prevention messages in your school or community? Yes, a school-based program focused on preventing underage drinking and/or drinking and driving. . . . .	89
203	During the past 12 months, have you participated in any alcohol prevention programs or seen any alcohol prevention messages in your school or community? Yes, a community-based program focused on preventing underage drinking and/or drinking and driving (for example, through your church or temple or through youth groups like Boys and Girls Club or 4-H). . . . .	89
204	During the past 12 months, have you participated in any alcohol prevention programs or seen any alcohol prevention messages in your school or community? Yes, a media campaign addressing underage drinking and/or drinking and driving (for example, newspaper ads, posters, pamphlets, radio, TV). . . . .	89
205	During the past 12 months, have you participated in any alcohol prevention programs or seen any alcohol prevention messages in your school or community? No . . . . .	89
206	How wrong do your parents feel it would be for YOU to: drink beer, wine or hard liquor (for example, vodka, whiskey or gin) regularly? . . . . .	90
207	How wrong do your parents feel it would be for YOU to: smoke cigarettes? . . . . .	90
208	How wrong do your parents feel it would be for YOU to: smoke marijuana? . . . . .	90
209	How wrong do your parents feel it would be for YOU to: steal something worth more than \$5? . . . . .	91

210	How wrong do your parents feel it would be for YOU to: draw graffiti, write things, or draw pictures on buildings or other property (without the owner's permission)? . . . . .	91
211	How wrong do your parents feel it would be for YOU to: pick a fight with someone? . . . . .	91
212	During the past 12 months, have you talked with at least one of your parents about the dangers of underage drinking and/or drinking and driving? By parents, we mean either your biological parents, adoptive parents, stepparents, or adult guardians - whether or not they live with you. . . . .	92
213	Have any of your brothers or sisters ever: drunk beer, wine or hard liquor (for example, vodka, whiskey or gin)? . . . . .	92
214	Have any of your brothers or sisters ever: smoked marijuana? . . . . .	92
215	Have any of your brothers or sisters ever: smoked cigarettes? . . . . .	92
216	Have any of your brothers or sisters ever: taken a handgun to school? . . . . .	93
217	Have any of your brothers or sisters ever: been suspended or expelled from school? . . . . .	93
218	The rules in my family are clear. . . . .	93
219	People in my family often insult or yell at each other. . . . .	94
220	When I am not at home, one of my parents knows where I am and who I am with. . . . .	94
221	We argue about the same things in my family over and over. . . . .	94
222	If you drank some beer or wine or liquor (for example, vodka, whiskey, or gin) without your parents' permission, would you be caught by your parents? . . . . .	95
223	My family has clear rules about alcohol and drug use. . . . .	95
224	If you carried a handgun without your parents' permission, would you be caught by your parents? . . . . .	95
225	If you skipped school would you be caught by your parents? . . . . .	96
226	Do you feel very close to your mother? . . . . .	96
227	Do you share your thoughts and feelings with your mother? . . . . .	96
228	My parents ask me what I think before most family decisions affecting me are made. . . . .	97
229	Do you share your thoughts and feelings with your father? . . . . .	97
230	Do you enjoy spending time with your mother? . . . . .	97
231	Do you enjoy spending time with your father? . . . . .	98
232	If I had a personal problem, I could ask my mom or dad for help. . . . .	98
233	Do you feel very close to your father? . . . . .	98
234	My parents give me lots of chances to do fun things with them. . . . .	99
235	My parents ask if I've gotten my homework done. . . . .	99
236	People in my family have serious arguments. . . . .	99
237	Would your parents know if you did not come home on time? . . . . .	100
238	It is important to be honest with your parents, even if they become upset or you get punished. . . . .	100



239	My parents notice when I am doing a good job and let me know about it. . . . .	100
240	How often do your parents tell you they're proud of you for something you've done? . . . . .	101
241	How many brothers and sisters, including stepbrothers and sisters, do you have that are younger than you? . . . . .	101
242	How many brothers and sisters, including stepbrothers and sisters, do you have that are older than you? . . . . .	101
243	Have you changed homes in the past year (the last 12 months)? . . . . .	102
244	How many times have you changed homes since kindergarten? . . . . .	102
245	Have you changed schools (including changing from elementary to middle and middle to high school) in the past year? . . . . .	102
246	How many times have you changed schools since kindergarten (including changing from elementary to middle and middle to high school)? . . . . .	103
247	Has anyone in your family ever had severe alcohol or drug problems? . . . . .	103
248	About how many adults (over 21) have you known personally who in the past year have: used marijuana, crack, cocaine, or other drugs? . . . . .	103
249	About how many adults (over 21) have you known personally who in the past year have: sold or dealt drugs? . . . . .	104
250	About how many adults (over 21) have you known personally who in the past year have: done other things that could get them in trouble with the police, like stealing, selling stolen goods, mugging or assaulting others, etc.? . . . .	104
251	About how many adults (over 21) have you known personally who in the past year have: gotten drunk or high? . . . . .	104
252	Have you seen or heard information about underage drinking in the past 12 months from the following sources? Radio . . . . .	105
253	Have you seen or heard information about underage drinking in the past 12 months from the following sources? TV. . . . .	105
254	Have you seen or heard information about underage drinking in the past 12 months from the following sources? Print. This includes information on underage drinking you may have seen in the newspaper, on a billboard, in pamphlets, on stickers, etc. . . . .	105
255	Have you seen or heard information about underage drinking in the past 12 months from the following sources? Website or social media? (Facebook, Myspace, website, etc.) . . . . .	105
256	The next questions ask about your opinions of the information you saw or heard. If you have seen or heard more than one ad, please think about your favorite ad when answering these questions. The information about underage drinking that I saw or heard was convincing. . . . .	106

257	The next questions ask about your opinions of the information you saw or heard. If you have seen or heard more than one ad, please think about your favorite ad when answering these questions. The information about underage drinking that I saw or heard grabbed my attention. . . . .	106
258	The next questions ask about your opinions of the information you saw or heard. If you have seen or heard more than one ad, please think about your favorite ad when answering these questions. The information about underage drinking that I saw or heard said something important to me. . . . .	106
259	The next questions ask about your opinions of the information you saw or heard. If you have seen or heard more than one ad, please think about your favorite ad when answering these questions. Seeing or hearing this information about underage drinking made me want to stop or decrease my drinking. . . . .	107
260	How honest were you in filling out this survey? . . . . .	107

List of Figures

1	Grade Chart . . . . .	12
2	Gender Chart . . . . .	13
3	Age Chart . . . . .	14
4	Ethnic Origin Chart . . . . .	15

# 1 INTRODUCTION

This report was generated from data collected on the *2010 Arkansas Prevention Needs Assessment Student Survey*. This report contains basic frequency tables of all data collected and graphs on the selected demographic variables of grade, gender, age and ethnic origin. The graph on ethnic origin is represented as a bar chart rather than as a pie chart. This is because students were allowed to mark more than one response for ethnic origin as opposed to being allowed to mark only one response. The bars represent the percent of students who marked each of the ethnic categories.

Questions regarding the information found in this report can be directed to:

**Pride Surveys**

160 Vanderbilt Court  
Bowling Green, KY 42103  
1-800-279-6361  
[www.pridesurveys.com](http://www.pridesurveys.com)

# Grade Chart

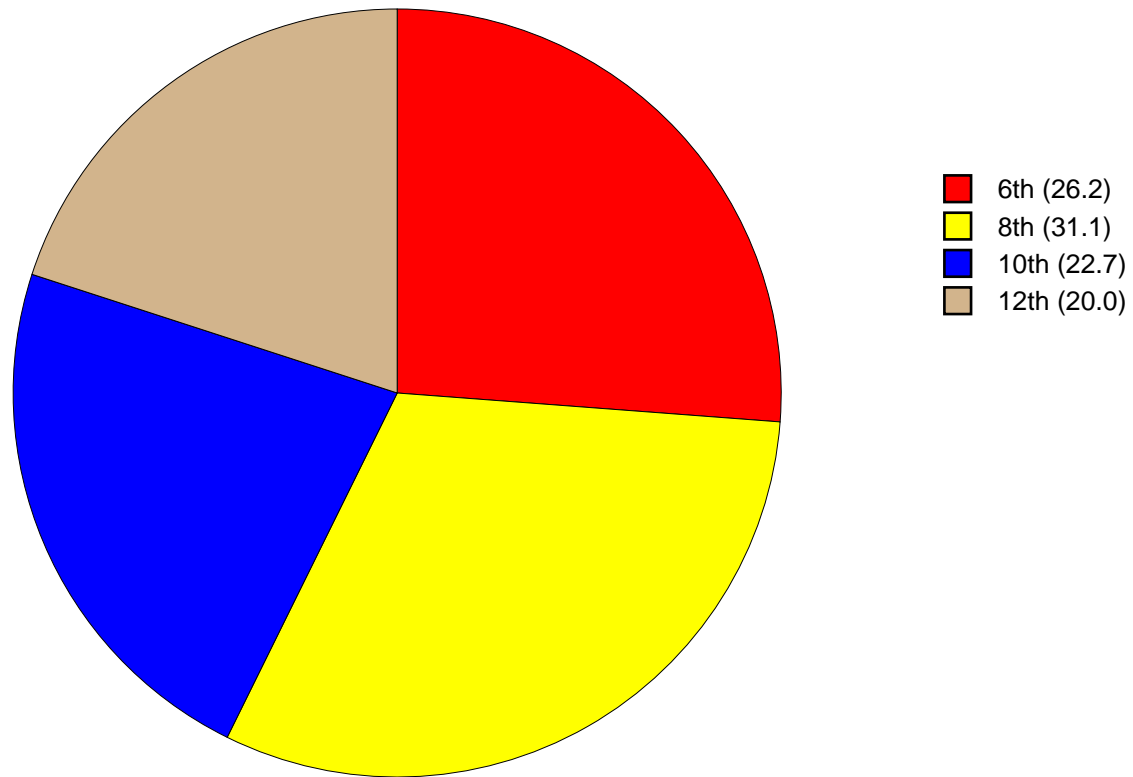


Figure 1: Grade Chart

## Gender Chart

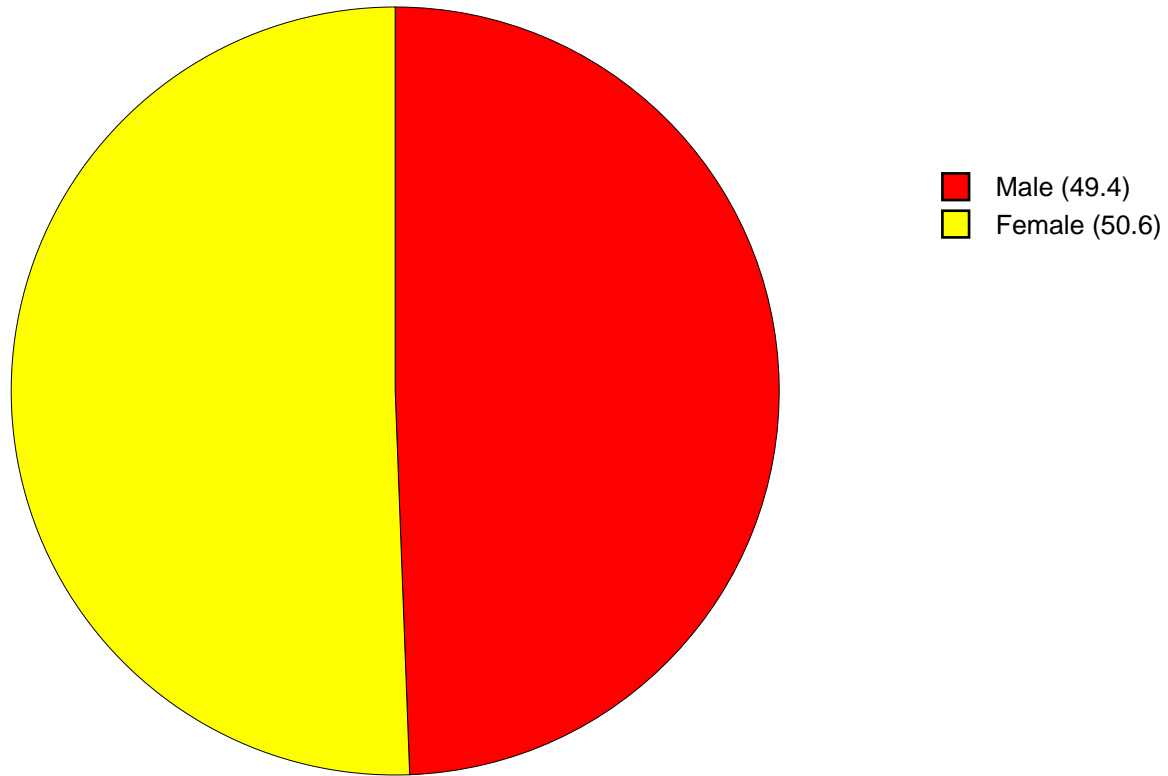


Figure 2: Gender Chart

# Age Chart

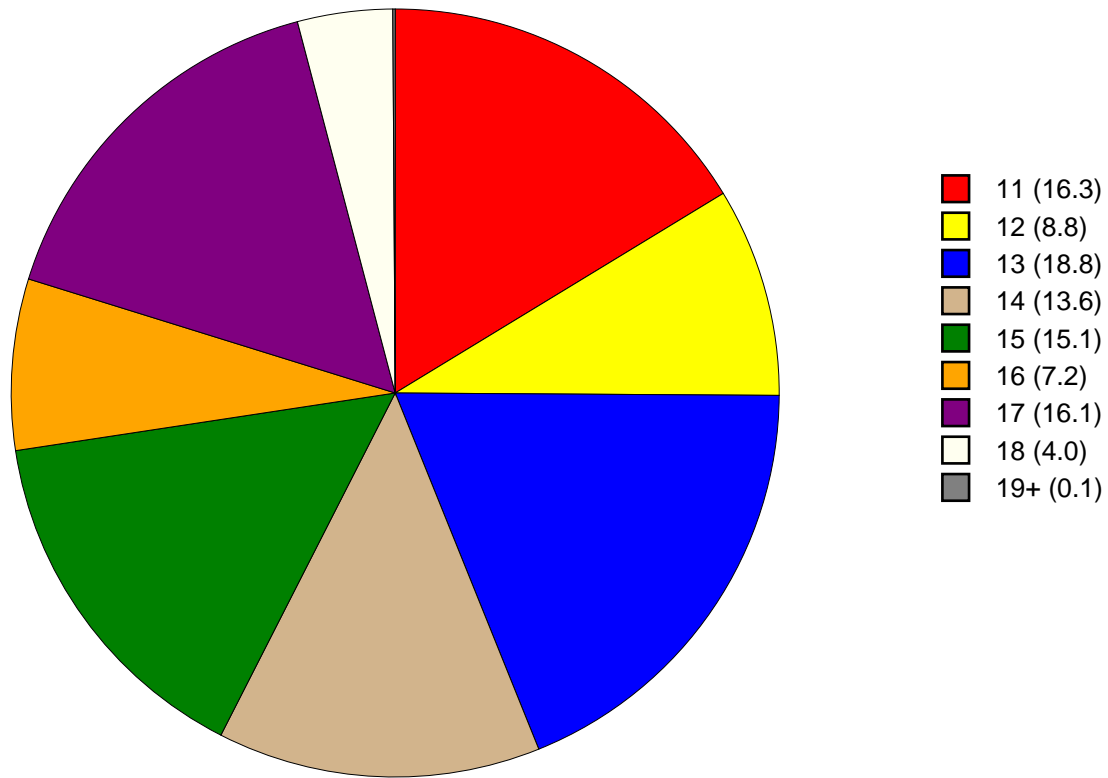


Figure 3: Age Chart



# Ethnic Origin Chart

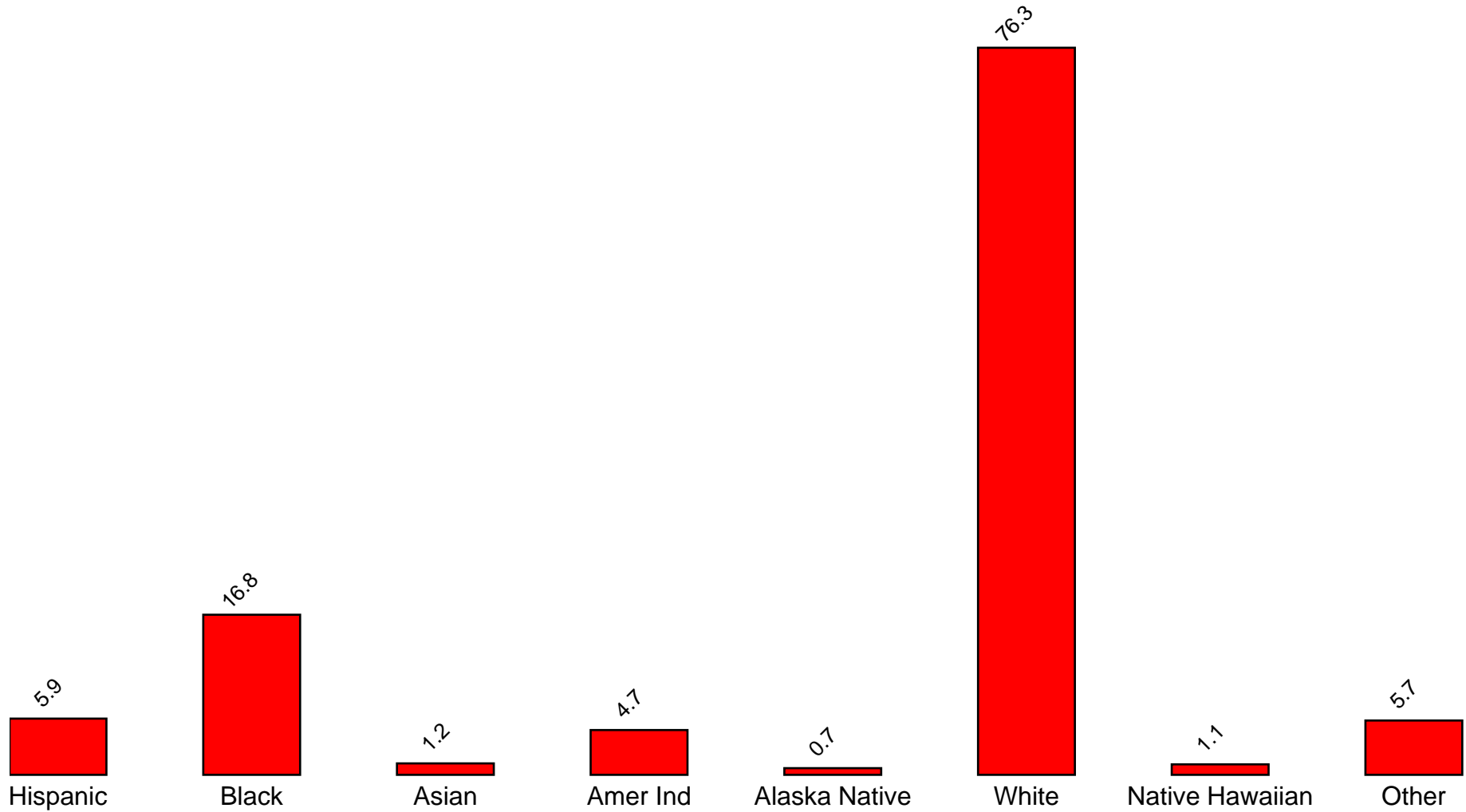


Figure 4: Ethnic Origin Chart

## 2 PERCENTAGE TABLES

The following tables contain frequency distribution detailing how your students responded to each question on the survey. The tables appear in the same order as the questions on the survey. The tables include breakdowns by grade level as well as overall percentages. The *N of Valid* row is a frequency count of the number of valid responses to each question for each grade and overall. The *N of Miss* row is a frequency count of the number of invalid (marked more than one response) or missing (i.e. did not respond) responses to each question for each grade and overall.

For the questions that allowed more than one response (i.e. race, live with, etc.) each response becomes a separate table. If a student did not mark the response, that was counted as a NO response, and if they did mark the response, that was counted as a YES response. Since a non response is a valid response for these questions, the *N of Miss* will always be zero for these questions.

Table 1: Sex



Response	6	8	10	12	Total	
Male	57.4	48.9	45.1	44.8	49.4	
Female	42.6	51.1	54.9	55.2	50.6	
N of Valid	188	223	162	143	716	
N of Miss	1	1	2	1	5	

Table 2: Age










Response	6	8	10	12	Total	
10 or younger	0.0	0.0	0.0	0.0	0.0	
11	61.9	0.0	0.0	0.0	16.3	
12	33.3	0.0	0.0	0.0	8.8	
13	4.8	56.3	0.0	0.0	18.8	
14	0.0	43.8	0.0	0.0	13.6	
15	0.0	0.0	66.9	0.0	15.1	
16	0.0	0.0	31.9	0.0	7.2	
17	0.0	0.0	1.2	79.2	16.1	
18	0.0	0.0	0.0	20.1	4.0	
19 or older	0.0	0.0	0.0	0.7	0.1	
N of Valid	189	224	163	144	720	
N of Miss	0	0	1	0	1	

Table 3: Are you Hispanic or Latino?



Response	6	8	10	12	Total	
No	92.9	94.1	96.8	92.7	94.1	
Yes	7.1	5.9	3.2	7.3	5.9	
N of Valid	182	220	155	137	694	
N of Miss	7	4	9	7	27	

Table 4: What is your race? Black or African American



Response	6	8	10	12	Total	
No	86.8	79.5	84.1	83.3	83.2	
Yes	13.2	20.5	15.9	16.7	16.8	
N of Valid	189	224	164	144	721	
N of Miss	0	0	0	0	0	

Table 5: What is your race? Asian



Response	6	8	10	12	Total	
No	100.0	99.6	96.3	98.6	98.8	
Yes	0.0	0.4	3.7	1.4	1.2	
N of Valid	189	224	164	144	721	
N of Miss	0	0	0	0	0	

Table 6: What is your race? American Indian



Response	6	8	10	12	Total	
No	95.8	94.6	94.5	96.5	95.3	
Yes	4.2	5.4	5.5	3.5	4.7	
N of Valid	189	224	164	144	721	
N of Miss	0	0	0	0	0	

Table 7: What is your race? Alaska Native



Response	6	8	10	12	Total	
No	100.0	99.1	98.8	99.3	99.3	
Yes	0.0	0.9	1.2	0.7	0.7	
N of Valid	189	224	164	144	721	
N of Miss	0	0	0	0	0	

Table 8: What is your race? White



Response	6	8	10	12	Total	
No	24.9	24.1	21.3	24.3	23.7	
Yes	75.1	75.9	78.7	75.7	76.3	
N of Valid	189	224	164	144	721	
N of Miss	0	0	0	0	0	

Table 9: What is your race? Native Hawaiian or Other Pacific Islander



Response	6	8	10	12	Total	
No	99.5	98.7	98.2	99.3	98.9	
Yes	0.5	1.3	1.8	0.7	1.1	
N of Valid	189	224	164	144	721	
N of Miss	0	0	0	0	0	

Table 10: What is your race? Other



Response	6	8	10	12	Total	
No	90.5	95.5	97.0	94.4	94.3	
Yes	9.5	4.5	3.0	5.6	5.7	
N of Valid	189	224	164	144	721	
N of Miss	0	0	0	0	0	

Table 11: What is the highest level of schooling completed by your mother or father?









Response	6	8	10	12	Total	
Completed grade school or less	2.7	0.0	0.6	2.2	1.3	
Some high school	5.5	5.5	6.3	15.9	7.7	
Completed high school	17.5	18.3	20.6	24.6	19.9	
Some college	8.2	12.8	18.1	15.9	13.4	
Completed college	19.7	25.2	28.1	24.6	24.3	
Graduate or professional school after college	7.7	9.2	6.9	10.1	8.4	
Don't know	37.2	27.5	14.4	4.3	22.5	
Does not apply	1.6	1.4	5.0	2.2	2.4	
N of Valid	183	218	160	138	699	
N of Miss	4	6	2	1	13	

Table 12: Think of where you live most of the time. Which of the following people live there with you? Mother



Response	6	8	10	12	Total	
No	14.3	12.9	15.2	18.8	15.0	
Yes	85.7	87.1	84.8	81.3	85.0	
N of Valid	189	224	164	144	721	
N of Miss	0	0	0	0	0	

Table 13: Think of where you live most of the time. Which of the following people live there with you? Stepmother



Response	6	8	10	12	Total	
No	96.3	93.3	93.3	94.4	94.3	
Yes	3.7	6.7	6.7	5.6	5.7	
N of Valid	189	224	164	144	721	
N of Miss	0	0	0	0	0	



Table 14: Think of where you live most of the time. Which of the following people live there with you? Foster Mother



Response	6	8	10	12	Total	
No	99.5	99.1	100.0	97.9	99.2	
Yes	0.5	0.9	0.0	2.1	0.8	
N of Valid	189	224	164	144	721	
N of Miss	0	0	0	0	0	

Table 15: Think of where you live most of the time. Which of the following people live there with you? Grandmother



Response	6	8	10	12	Total	
No	85.7	87.1	88.4	90.3	87.7	
Yes	14.3	12.9	11.6	9.7	12.3	
N of Valid	189	224	164	144	721	
N of Miss	0	0	0	0	0	

Table 16: Think of where you live most of the time. Which of the following people live there with you? Aunt



Response	6	8	10	12	Total	
No	96.8	97.8	100.0	95.8	97.6	
Yes	3.2	2.2	0.0	4.2	2.4	
N of Valid	189	224	164	144	721	
N of Miss	0	0	0	0	0	

Table 17: Think of where you live most of the time. Which of the following people live there with you? Father



Response	6	8	10	12	Total	
No	44.4	48.2	50.6	47.2	47.6	
Yes	55.6	51.8	49.4	52.8	52.4	
N of Valid	189	224	164	144	721	
N of Miss	0	0	0	0	0	

Table 18: Think of where you live most of the time. Which of the following people live there with you? Stepfather



Response	6	8	10	12	Total	
No	83.6	79.9	76.2	88.2	81.7	
Yes	16.4	20.1	23.8	11.8	18.3	
N of Valid	189	224	164	144	721	
N of Miss	0	0	0	0	0	

Table 19: Think of where you live most of the time. Which of the following people live there with you? Foster Father



Response	6	8	10	12	Total	
No	100.0	99.1	100.0	97.9	99.3	
Yes	0.0	0.9	0.0	2.1	0.7	
N of Valid	189	224	164	144	721	
N of Miss	0	0	0	0	0	

Table 20: Think of where you live most of the time. Which of the following people live there with you? Grandfather



Response	6	8	10	12	Total	
No	88.9	93.3	93.3	95.1	92.5	
Yes	11.1	6.7	6.7	4.9	7.5	
N of Valid	189	224	164	144	721	
N of Miss	0	0	0	0	0	

Table 21: Think of where you live most of the time. Which of the following people live there with you? Uncle



Response	6	8	10	12	Total	
No	94.2	96.9	99.4	98.6	97.1	
Yes	5.8	3.1	0.6	1.4	2.9	
N of Valid	189	224	164	144	721	
N of Miss	0	0	0	0	0	

Table 22: Think of where you live most of the time. Which of the following people live there with you? Other Adults

Response	6	8	10	12	Total	
No	97.9	97.8	99.4	95.1	97.6	
Yes	2.1	2.2	0.6	4.9	2.4	
N of Valid	189	224	164	144	721	
N of Miss	0	0	0	0	0	

Table 23: Think of where you live most of the time. Which of the following people live there with you? Brother(s)

Response	6	8	10	12	Total	
No	54.5	58.0	67.1	65.3	60.6	
Yes	45.5	42.0	32.9	34.7	39.4	
N of Valid	189	224	164	144	721	
N of Miss	0	0	0	0	0	

Table 24: Think of where you live most of the time. Which of the following people live there with you? Stepbrother(s)

Response	6	8	10	12	Total	
No	95.8	93.8	96.3	96.5	95.4	
Yes	4.2	6.3	3.7	3.5	4.6	
N of Valid	189	224	164	144	721	
N of Miss	0	0	0	0	0	

Table 25: Think of where you live most of the time. Which of the following people live there with you? Sister(s)

Response	6	8	10	12	Total	
No	58.2	57.6	64.0	63.2	60.3	
Yes	41.8	42.4	36.0	36.8	39.7	
N of Valid	189	224	164	144	721	
N of Miss	0	0	0	0	0	

Table 26: Think of where you live most of the time. Which of the following people live there with you? Stepsister(s)

Response	6	8	10	12	Total	
No	95.8	95.5	95.7	95.8	95.7	
Yes	4.2	4.5	4.3	4.2	4.3	
N of Valid	189	224	164	144	721	
N of Miss	0	0	0	0	0	

Table 27: Think of where you live most of the time. Which of the following people live there with you? Other Children

Response	6	8	10	12	Total	
No	96.3	97.8	95.7	96.5	96.7	
Yes	3.7	2.2	4.3	3.5	3.3	
N of Valid	189	224	164	144	721	
N of Miss	0	0	0	0	0	

Table 28: In my school, students have lots of chances to help decide things like class activities and rules.

Response	6	8	10	12	Total	
NO!	22.4	14.1	22.1	24.8	20.2	
no	42.1	36.8	37.4	41.1	39.2	
yes	31.7	44.1	33.1	27.0	34.9	
YES!	3.8	5.0	7.4	7.1	5.7	
N of Valid	183	220	163	141	707	
N of Miss	6	4	1	3	14	

Table 29: Teachers ask me to work on special classroom projects.

Response	6	8	10	12	Total	
NO!	9.3	10.5	9.3	10.6	9.9	
no	42.1	33.6	48.1	42.3	40.9	
yes	38.3	45.5	38.9	43.0	41.6	
YES!	10.4	10.5	3.7	4.2	7.6	
N of Valid	183	220	162	142	707	
N of Miss	4	3	2	2	11	

Table 30: My teacher(s) notices when I am doing a good job and lets me know about it.

Response	6	8	10	12	Total	
NO!	2.7	5.0	8.6	8.5	5.9	
no	11.3	23.9	31.9	28.2	23.3	
yes	51.1	48.2	46.6	50.7	49.1	
YES!	34.9	23.0	12.9	12.7	21.7	
N of Valid	186	222	163	142	713	
N of Miss	3	2	1	2	8	

Table 31: There are lots of chances for students in my school to get involved in sports, clubs, and other school activities outside of class.

Response	6	8	10	12	Total	
NO!	10.7	1.3	3.0	2.1	4.3	
no	19.3	5.8	9.1	4.9	9.9	
yes	39.6	34.4	42.7	52.8	41.3	
YES!	30.5	58.5	45.1	40.1	44.5	
N of Valid	187	224	164	142	717	
N of Miss	2	0	0	2	4	

Table 32: There are lots of chances for students in my school to talk with a teacher one-on-one.

Response	6	8	10	12	Total	
NO!	7.0	4.5	6.7	5.0	5.7	
no	17.7	13.9	27.4	22.0	19.6	
yes	45.2	54.3	51.8	52.5	51.0	
YES!	30.1	27.4	14.0	20.6	23.7	
N of Valid	186	223	164	141	714	
N of Miss	3	1	0	3	7	

Table 33: I feel safe at my school.

Response	6	8	10	12	Total	
NO!	4.8	3.2	9.9	10.6	6.6	
no	10.8	10.5	16.7	15.5	13.0	
yes	41.9	49.1	59.9	54.9	50.8	
YES!	42.5	37.3	13.6	19.0	29.6	
N of Valid	186	220	162	142	710	
N of Miss	3	3	2	2	10	

Table 34: The school lets my parents know when I have done something well.

Response	6	8	10	12	Total	
NO!	9.3	14.9	24.5	26.2	17.9	
no	28.4	38.3	44.2	48.2	39.1	
yes	42.1	38.3	26.4	18.4	32.6	
YES!	20.2	8.6	4.9	7.1	10.4	
N of Valid	183	222	163	141	709	
N of Miss	6	2	1	3	12	

Table 35: My teachers praise me when I work hard in school.

Response	6	8	10	12	Total	
NO!	14.2	13.0	14.8	16.9	14.5	
no	31.7	39.5	48.8	44.4	40.6	
yes	43.7	39.0	30.9	32.4	37.0	
YES!	10.4	8.5	5.6	6.3	7.9	
N of Valid	183	223	162	142	710	
N of Miss	6	1	2	2	11	



Table 36: Are your school grades better than the grades of most students in your class?

Response	6	8	10	12	Total
NO!	7.8	9.0	4.3	5.0	6.8
no	26.7	25.1	35.6	31.2	29.1
yes	49.4	41.3	47.9	51.1	46.8
YES!	16.1	24.7	12.3	12.8	17.3
N of Valid	180	223	163	141	707
N of Miss	9	1	1	3	14

Table 37: I have lots of chances to be part of class discussions or activities.

Response	6	8	10	12	Total
NO!	7.0	5.0	1.8	4.9	4.8
no	22.0	13.2	18.4	19.7	18.0
yes	51.6	58.4	61.3	59.2	57.5
YES!	19.4	23.3	18.4	16.2	19.7
N of Valid	186	219	163	142	710
N of Miss	3	5	1	2	11

Table 38: Now thinking back over the past year in school, how often did you: enjoy being in school?

Response	6	8	10	12	Total
Never	5.9	5.4	10.4	7.1	7.0
Seldom	8.1	10.8	9.1	20.6	11.6
Sometimes	38.2	35.6	48.2	38.3	39.7
Often	22.0	26.1	23.2	27.7	24.7
Almost always	25.8	22.1	9.1	6.4	17.0
N of Valid	186	222	164	141	713
N of Miss	2	2	0	3	7

Table 39: Now thinking back over the past year in school, how often did you: hate being in school?






Response	6	8	10	12	Total	
Never	21.6	11.3	4.9	2.1	10.7	
Seldom	23.8	29.4	21.5	23.4	24.9	
Sometimes	31.4	33.0	38.7	34.0	34.1	
Often	14.6	13.6	22.7	28.4	18.9	
Almost always	8.6	12.7	12.3	12.1	11.4	
N of Valid	185	221	163	141	710	
N of Miss	4	3	1	3	10	

Table 40: Now thinking back over the past year in school, how often did you: try to do your best work in school?






Response	6	8	10	12	Total	
Never	1.1	1.4	0.6	1.4	1.1	
Seldom	0.5	3.2	1.2	1.4	1.7	
Sometimes	8.6	9.0	11.0	22.0	12.0	
Often	11.9	24.9	40.9	35.5	27.3	
Almost always	77.8	61.5	46.3	39.7	57.9	
N of Valid	185	221	164	141	711	
N of Miss	4	3	0	3	10	

Table 41: How often do you feel that the school work you are assigned is meaningful and important?






Response	6	8	10	12	Total	
Never	5.4	8.6	7.9	8.5	7.6	
Seldom	5.4	15.0	20.1	29.1	16.5	
Sometimes	26.1	26.8	36.6	34.0	30.3	
Often	28.3	28.6	23.8	22.0	26.1	
Almost always	34.8	20.9	11.6	6.4	19.5	
N of Valid	184	220	164	141	709	
N of Miss	5	4	0	3	12	

Table 42: Putting them all together, what were your grades like last year?

Response	6	8	10	12	Total
Mostly F's	1.1	0.9	1.3	0.0	0.9
Mostly D's	2.2	3.2	1.9	0.7	2.2
Mostly C's	3.3	11.6	23.4	24.3	14.7
Mostly B's	26.0	33.8	36.7	42.1	34.1
Mostly A's	67.4	50.5	36.7	32.9	48.2
N of Valid	181	216	158	140	695
N of Miss	1	2	6	3	6

Table 43: How important do you think the things you are learning in school are going to be for your later life?

Response	6	8	10	12	Total
Very important	59.0	38.7	18.9	18.0	35.5
Quite important	22.9	28.8	34.8	19.4	26.8
Fairly important	7.4	21.2	28.0	33.1	21.5
Slightly important	7.4	9.0	15.2	24.5	13.0
Not at all important	3.2	2.3	3.0	5.0	3.2
N of Valid	188	222	164	139	713
N of Miss	1	2	0	5	8

Table 44: How interesting are most of your courses to you?

Response	6	8	10	12	Total
Very interesting and stimulating	17.7	12.2	5.5	5.0	10.6
Quite interesting	37.6	28.1	21.5	21.3	27.6
Fairly interesting	27.6	39.4	46.0	41.1	38.2
Slightly dull	10.5	13.1	18.4	26.2	16.3
Very dull	6.6	7.2	8.6	6.4	7.2
N of Valid	181	221	163	141	706
N of Miss	8	3	1	3	15

Table 45: During the LAST FOUR WEEKS how many whole days of school have you missed because you skipped or 'cut'?

Response	6	8	10	12	Total	
None	67.2	82.0	75.0	66.7	73.5	
1	18.0	8.1	11.6	11.3	12.1	
2	4.9	2.7	3.7	9.2	4.8	
3	6.0	3.2	4.3	6.4	4.8	
4-5	2.2	4.1	4.9	2.1	3.4	
6-10	1.6	0.0	0.6	3.5	1.3	
11 or more	0.0	0.0	0.0	0.7	0.1	
N of Valid	183	222	164	141	710	
N of Miss	6	2	0	3	11	

Table 46: What are the chances you would be seen as cool if you: smoked cigarettes?

Response	6	8	10	12	Total	
No or very little chance	90.3	74.7	59.5	55.0	71.4	
Little chance	5.4	13.1	22.7	24.3	15.5	
Some chance	3.8	7.7	9.8	14.3	8.5	
Pretty good chance	0.0	3.2	5.5	4.3	3.1	
Very good chance	0.5	1.4	2.5	2.1	1.5	
N of Valid	186	221	163	140	710	
N of Miss	3	2	1	4	10	

Table 47: What are the chances you would be seen as cool if you: worked hard at school?

Response	6	8	10	12	Total	
No or very little chance	9.1	12.2	10.4	16.4	11.8	
Little chance	7.0	14.4	14.0	16.4	12.8	
Some chance	11.2	19.8	26.8	35.7	22.3	
Pretty good chance	31.0	25.7	27.4	19.3	26.2	
Very good chance	41.7	27.9	21.3	12.1	26.9	
N of Valid	187	222	164	140	713	
N of Miss	2	2	0	4	8	

Table 48: What are the chances you would be seen as cool if you: began drinking alcoholic beverages regularly, that is, at least once or twice a month?






Response	6	8	10	12	Total	
No or very little chance	87.0	67.1	42.3	32.6	59.7	
Little chance	6.5	16.7	20.2	22.7	16.1	
Some chance	3.8	9.0	14.7	23.4	11.8	
Pretty good chance	1.1	5.0	17.8	14.2	8.7	
Very good chance	1.6	2.3	4.9	7.1	3.7	
N of Valid	184	222	163	141	710	
N of Miss	5	2	1	3	11	

Table 49: What are the chances you would be seen as cool if you: defended someone who was being verbally abused at school?






Response	6	8	10	12	Total	
No or very little chance	15.7	13.9	11.7	10.7	13.2	
Little chance	6.5	10.8	15.3	20.7	12.7	
Some chance	20.5	21.5	22.7	32.1	23.6	
Pretty good chance	22.7	27.8	33.1	25.0	27.1	
Very good chance	34.6	26.0	17.2	11.4	23.3	
N of Valid	185	223	163	140	711	
N of Miss	4	1	1	4	10	

Table 50: What are the chances you would be seen as cool if you: smoked marijuana?






Response	6	8	10	12	Total	
No or very little chance	91.3	76.1	56.4	52.9	70.9	
Little chance	5.5	7.2	19.0	13.6	10.7	
Some chance	1.6	6.3	9.8	14.3	7.5	
Pretty good chance	0.5	4.5	8.0	9.3	5.2	
Very good chance	1.1	5.9	6.7	10.0	5.6	
N of Valid	183	222	163	140	708	
N of Miss	6	2	1	4	13	

Table 51: What are the chances you would be seen as cool if you: carried a handgun?






Response	6	8	10	12	Total	
No or very little chance	84.4	80.5	75.5	67.1	77.7	
Little chance	7.8	9.0	16.0	17.9	12.1	
Some chance	3.9	5.9	4.3	7.9	5.4	
Pretty good chance	1.7	1.4	1.8	3.6	2.0	
Very good chance	2.2	3.2	2.5	3.6	2.8	
N of Valid	179	221	163	140	703	
N of Miss	10	2	1	4	17	

Table 52: What are the chances you would be seen as cool if you: regularly volunteered to do community service?






Response	6	8	10	12	Total	
No or very little chance	26.3	28.5	28.2	30.0	28.2	
Little chance	11.8	16.7	21.5	18.6	16.9	
Some chance	16.1	26.2	23.9	29.3	23.7	
Pretty good chance	24.7	18.1	18.4	13.6	19.0	
Very good chance	21.0	10.4	8.0	8.6	12.3	
N of Valid	186	221	163	140	710	
N of Miss	3	3	1	4	11	

Table 53: Think of your four best friends (the friends you feel closest to). In the past year (12 months), how many of your best friends have: participated in clubs, organizations or activities at school?






Response	6	8	10	12	Total	
0	26.8	9.0	8.1	10.2	13.7	
1	18.6	12.2	11.3	10.9	13.4	
2	12.6	18.1	8.8	22.6	15.4	
3	12.6	17.6	17.5	14.6	15.7	
4	29.5	43.0	54.4	41.6	41.8	
N of Valid	183	221	160	137	701	
N of Miss	6	3	4	6	19	

Table 54: Think of your four best friends (the friends you feel closest to). In the past year (12 months), how many of your best friends have: smoked cigarettes?






Response	6	8	10	12	Total	
0	91.4	69.8	50.0	42.8	65.8	
1	6.5	9.9	24.1	21.0	14.3	
2	1.6	9.5	8.2	13.8	8.0	
3	0.5	5.0	11.4	10.9	6.4	
4	0.0	5.9	6.3	11.6	5.5	
N of Valid	186	222	158	138	704	
N of Miss	3	2	6	6	17	

Table 55: Think of your four best friends (the friends you feel closest to). In the past year (12 months), how many of your best friends have: tried beer, wine or hard liquor (for example, vodka, whiskey, or gin) when their parents didn't know about it?






Response	6	8	10	12	Total	
0	87.7	55.9	29.6	30.4	53.4	
1	7.5	17.1	18.2	7.2	12.9	
2	2.7	11.3	17.6	13.0	10.8	
3	0.5	8.6	11.9	19.6	9.3	
4	1.6	7.2	22.6	29.7	13.6	
N of Valid	187	222	159	138	706	
N of Miss	2	2	5	6	15	

Table 56: Think of your four best friends (the friends you feel closest to). In the past year (12 months), how many of your best friends have: made a commitment to stay drug-free?






Response	6	8	10	12	Total	
0	12.3	22.5	29.7	38.4	24.5	
1	7.5	9.0	12.7	17.4	11.1	
2	11.8	6.3	10.1	10.1	9.4	
3	5.3	14.9	13.9	6.5	10.5	
4	63.1	47.3	33.5	27.5	44.5	
N of Valid	187	222	158	138	705	
N of Miss	2	2	5	6	15	

Table 57: Think of your four best friends (the friends you feel closest to). In the past year (12 months), how many of your best friends have: used marijuana?






Response	6	8	10	12	Total	
0	95.7	72.9	55.1	49.3	70.2	
1	3.3	10.9	19.6	18.1	12.3	
2	1.1	7.2	11.4	11.6	7.4	
3	0.0	4.1	3.8	9.4	4.0	
4	0.0	5.0	10.1	11.6	6.1	
N of Valid	184	221	158	138	701	
N of Miss	3	2	5	6	16	

Table 58: Think of your four best friends (the friends you feel closest to). In the past year (12 months), how many of your best friends have: tried to do well in school?






Response	6	8	10	12	Total	
0	4.3	3.6	1.3	7.2	4.0	
1	2.7	6.8	2.5	7.2	4.8	
2	9.7	10.9	15.1	15.8	12.5	
3	15.6	14.9	18.9	22.3	17.4	
4	67.7	63.8	62.3	47.5	61.3	
N of Valid	186	221	159	139	705	
N of Miss	3	3	5	5	16	

Table 59: Think of your four best friends (the friends you feel closest to). In the past year (12 months), how many of your best friends have: used LSD, cocaine, amphetamines, or other illegal drugs?






Response	6	8	10	12	Total	
0	98.4	84.7	92.5	83.6	89.8	
1	1.6	5.9	5.0	8.6	5.1	
2	0.0	5.0	0.6	2.9	2.3	
3	0.0	1.8	1.3	0.7	1.0	
4	0.0	2.7	0.6	4.3	1.8	
N of Valid	188	222	159	140	709	
N of Miss	1	2	5	4	12	



Table 60: Think of your four best friends (the friends you feel closest to). In the past year (12 months), how many of your best friends have: been suspended from school?






Response	6	8	10	12	Total	
0	72.8	60.2	69.4	74.3	68.4	
1	17.9	18.1	22.5	15.0	18.4	
2	6.5	11.8	3.8	7.1	7.7	
3	1.6	2.3	0.6	1.4	1.6	
4	1.1	7.7	3.8	2.1	4.0	
N of Valid	184	221	160	140	705	
N of Miss	5	3	4	4	16	

Table 61: Think of your four best friends (the friends you feel closest to). In the past year (12 months), how many of your best friends have: liked school?






Response	6	8	10	12	Total	
0	14.6	22.5	29.8	33.1	24.2	
1	14.6	11.7	12.4	17.3	13.7	
2	18.9	19.8	21.7	20.1	20.1	
3	21.6	26.1	16.1	10.1	19.5	
4	30.3	19.8	19.9	19.4	22.5	
N of Valid	185	222	161	139	707	
N of Miss	4	2	3	5	14	

Table 62: Think of your four best friends (the friends you feel closest to). In the past year (12 months), how many of your best friends have: carried a handgun?






Response	6	8	10	12	Total	
0	94.6	92.8	96.2	94.3	94.3	
1	2.2	4.1	2.5	2.9	3.0	
2	1.6	1.4	0.6	0.7	1.1	
3	0.0	1.4	0.0	1.4	0.7	
4	1.6	0.5	0.6	0.7	0.8	
N of Valid	186	222	158	140	706	
N of Miss	2	2	6	4	14	

Table 63: Think of your four best friends (the friends you feel closest to). In the past year (12 months), how many of your best friends have: sold illegal drugs?






Response	6	8	10	12	Total	
0	98.9	85.5	86.8	82.1	88.7	
1	0.5	7.7	8.2	12.1	6.8	
2	0.0	3.2	3.1	2.9	2.3	
3	0.5	1.4	0.6	0.7	0.8	
4	0.0	2.3	1.3	2.1	1.4	
N of Valid	186	221	159	140	706	
N of Miss	3	3	4	4	14	

Table 64: Think of your four best friends (the friends you feel closest to). In the past year (12 months), how many of your best friends have: regularly attended religious services?






Response	6	8	10	12	Total	
0	29.4	12.3	13.1	16.8	17.8	
1	12.8	9.6	16.3	16.8	13.4	
2	10.0	17.8	20.0	24.1	17.5	
3	11.1	18.7	23.8	22.6	18.7	
4	36.7	41.6	26.9	19.7	32.6	
N of Valid	180	219	160	137	696	
N of Miss	9	5	4	7	25	

Table 65: Think of your four best friends (the friends you feel closest to). In the past year (12 months), how many of your best friends have: stolen or tried to steal a motor vehicle such as a car or motorcycle?






Response	6	8	10	12	Total	
0	95.7	89.2	97.5	95.0	93.9	
1	2.1	7.2	1.9	1.4	3.5	
2	1.1	0.9	0.0	1.4	0.8	
3	0.0	0.9	0.0	0.0	0.3	
4	1.1	1.8	0.6	2.2	1.4	
N of Valid	187	222	160	139	708	
N of Miss	2	2	4	4	12	

Table 66: Think of your four best friends (the friends you feel closest to). In the past year (12 months), how many of your best friends have: been arrested?






Response	6	8	10	12	Total	
0	89.8	81.5	85.6	76.4	83.6	
1	8.0	9.5	8.1	11.4	9.2	
2	1.6	4.5	3.8	5.0	3.7	
3	0.0	2.3	1.3	2.9	1.6	
4	0.5	2.3	1.3	4.3	2.0	
N of Valid	187	222	160	140	709	
N of Miss	2	2	4	4	12	

Table 67: Think of your four best friends (the friends you feel closest to). In the past year (12 months), how many of your best friends have: dropped out of school?






Response	6	8	10	12	Total	
0	96.3	95.0	93.8	84.9	93.1	
1	3.2	2.7	3.1	10.1	4.4	
2	0.5	1.4	2.5	3.6	1.8	
3	0.0	0.5	0.6	0.0	0.3	
4	0.0	0.5	0.0	1.4	0.4	
N of Valid	187	222	161	139	709	
N of Miss	2	2	3	5	12	

Table 68: Think of your four best friends (the friends you feel closest to). In the past year (12 months), how many of your best friends have: been members of a gang?






Response	6	8	10	12	Total	
0	91.4	85.1	94.4	90.0	89.8	
1	4.8	8.1	1.9	5.7	5.4	
2	1.6	2.3	0.6	2.9	1.8	
3	1.1	1.4	1.3	0.0	1.0	
4	1.1	3.2	1.9	1.4	2.0	
N of Valid	186	222	160	140	708	
N of Miss	3	2	4	4	13	

Table 69: How old were you when you first: smoked marijuana?










Response	6	8	10	12	Total	
Never	98.9	89.6	76.3	66.9	84.6	
10 or younger	0.5	1.8	1.9	2.2	1.6	
11	0.5	1.8	1.3	2.2	1.4	
12	0.0	3.2	3.1	3.6	2.4	
13	0.0	3.2	2.5	5.0	2.5	
14	0.0	0.5	6.9	2.9	2.3	
15	0.0	0.0	5.6	5.0	2.3	
16	0.0	0.0	2.5	8.6	2.3	
17 or older	0.0	0.0	0.0	3.6	0.7	
N of Valid	187	222	160	139	708	
N of Miss	2	2	3	5	12	

Table 70: How old were you when you first: smoked a cigarette, even just a puff?










Response	6	8	10	12	Total	
Never	86.1	73.4	51.6	51.4	67.5	
10 or younger	10.7	13.5	11.2	12.1	12.0	
11	2.1	4.1	5.0	5.0	3.9	
12	1.1	2.3	5.6	3.6	3.0	
13	0.0	5.0	8.7	6.4	4.8	
14	0.0	1.4	6.8	7.1	3.4	
15	0.0	0.0	10.6	5.7	3.5	
16	0.0	0.0	0.6	5.7	1.3	
17 or older	0.0	0.5	0.0	2.9	0.7	
N of Valid	187	222	161	140	710	
N of Miss	2	2	3	4	11	

Table 71: How old were you when you first: had more than a sip or two of beer, wine or hard liquor (for example, vodka, whiskey, or gin)?










Response	6	8	10	12	Total	
Never	75.8	60.9	26.1	24.1	49.6	
10 or younger	12.9	13.2	14.9	8.5	12.6	
11	9.1	3.6	3.1	3.5	4.9	
12	2.2	10.0	7.5	6.4	6.6	
13	0.0	7.3	9.3	6.4	5.6	
14	0.0	5.0	18.0	13.5	8.3	
15	0.0	0.0	17.4	13.5	6.6	
16	0.0	0.0	3.7	18.4	4.5	
17 or older	0.0	0.0	0.0	5.7	1.1	
N of Valid	186	220	161	141	708	
N of Miss	3	3	3	3	12	

Table 72: How old were you when you first: began drinking alcoholic beverages regularly, that is, at least once or twice a month?










Response	6	8	10	12	Total	
Never	97.9	90.9	79.5	60.3	84.1	
10 or younger	1.6	0.9	1.9	0.7	1.3	
11	0.5	1.4	1.2	1.4	1.1	
12	0.0	4.5	2.5	2.1	2.4	
13	0.0	1.8	1.9	1.4	1.3	
14	0.0	0.5	3.7	4.3	1.8	
15	0.0	0.0	8.1	4.3	2.7	
16	0.0	0.0	1.2	14.9	3.2	
17 or older	0.0	0.0	0.0	10.6	2.1	
N of Valid	187	220	161	141	709	
N of Miss	2	4	3	3	12	

Table 73: How old were you when you first: used phenoxydine (pox, px, breeze)?


Response	6	8	10	12	Total	
Never	100.0	100.0	100.0	100.0	100.0	
10 or younger	0.0	0.0	0.0	0.0	0.0	
11	0.0	0.0	0.0	0.0	0.0	
12	0.0	0.0	0.0	0.0	0.0	
13	0.0	0.0	0.0	0.0	0.0	
14	0.0	0.0	0.0	0.0	0.0	
15	0.0	0.0	0.0	0.0	0.0	
16	0.0	0.0	0.0	0.0	0.0	
17 or older	0.0	0.0	0.0	0.0	0.0	
N of Valid	186	222	160	140	708	
N of Miss	3	2	4	4	13	

Table 74: How old were you when you first: got suspended from school?










Response	6	8	10	12	Total	
Never	92.0	85.6	77.5	74.6	83.3	
10 or younger	5.9	5.9	7.5	7.2	6.5	
11	2.1	1.8	3.1	0.7	2.0	
12	0.0	3.2	1.3	1.4	1.6	
13	0.0	3.2	5.0	0.0	2.1	
14	0.0	0.5	3.8	5.1	2.0	
15	0.0	0.0	1.3	3.6	1.0	
16	0.0	0.0	0.6	5.1	1.1	
17 or older	0.0	0.0	0.0	2.2	0.4	
N of Valid	188	222	160	138	708	
N of Miss	1	2	4	5	12	

Table 75: How old were you when you first: got arrested?










Response	6	8	10	12	Total	
Never	98.9	94.6	93.2	89.2	94.4	
10 or younger	0.5	1.4	1.9	0.0	1.0	
11	0.5	1.4	0.0	0.7	0.7	
12	0.0	1.8	0.6	0.7	0.8	
13	0.0	0.5	1.2	0.7	0.6	
14	0.0	0.5	0.6	1.4	0.6	
15	0.0	0.0	2.5	0.7	0.7	
16	0.0	0.0	0.0	3.6	0.7	
17 or older	0.0	0.0	0.0	2.9	0.6	
N of Valid	188	221	161	139	709	
N of Miss	1	3	3	5	12	

Table 76: How old were you when you first: carried a handgun?









Response	6	8	10	12	Total	
Never	95.1	95.5	96.3	95.7	95.6	
10 or younger	2.7	0.5	1.2	0.7	1.3	
11	1.6	1.8	0.6	0.0	1.1	
12	0.5	0.9	0.6	0.0	0.6	
13	0.0	0.9	0.6	0.0	0.4	
14	0.0	0.5	0.6	0.0	0.3	
15	0.0	0.0	0.0	0.7	0.1	
16	0.0	0.0	0.0	2.9	0.6	
17 or older	0.0	0.0	0.0	0.0	0.0	
N of Valid	185	222	161	140	708	
N of Miss	4	2	3	4	13	

Table 77: How old were you when you first: attacked someone with the idea of seriously hurting them?










Response	6	8	10	12	Total	
Never	86.6	80.5	82.0	77.7	81.9	
10 or younger	7.5	7.2	3.1	2.9	5.5	
11	3.2	2.7	3.7	1.4	2.8	
12	2.7	4.1	3.1	2.9	3.3	
13	0.0	4.1	5.0	2.2	2.8	
14	0.0	1.4	1.2	5.0	1.7	
15	0.0	0.0	1.9	1.4	0.7	
16	0.0	0.0	0.0	4.3	0.8	
17 or older	0.0	0.0	0.0	2.2	0.4	
N of Valid	186	221	161	139	707	
N of Miss	3	3	3	4	13	

Table 78: How old were you when you first: belonged to a gang?








Response	6	8	10	12	Total	
Never	97.3	95.4	97.5	97.2	96.7	
10 or younger	0.5	2.3	0.6	0.7	1.1	
11	1.1	0.9	0.6	0.0	0.7	
12	1.1	0.9	0.0	0.0	0.6	
13	0.0	0.0	0.0	0.7	0.1	
14	0.0	0.5	1.3	0.0	0.4	
15	0.0	0.0	0.0	0.0	0.0	
16	0.0	0.0	0.0	1.4	0.3	
17 or older	0.0	0.0	0.0	0.0	0.0	
N of Valid	187	219	160	141	707	
N of Miss	2	5	4	3	14	



Table 79: How wrong do you think it is for someone your age to: take a handgun to school?





Response	6	8	10	12	Total	
Very wrong	90.4	85.1	86.5	90.0	87.8	
Wrong	7.5	10.8	11.0	6.4	9.1	
A little bit wrong	2.1	2.7	1.2	3.6	2.4	
Not wrong at all	0.0	1.4	1.2	0.0	0.7	
N of Valid	187	222	163	140	712	
N of Miss	2	2	1	4	9	

Table 80: How wrong do you think it is for someone your age to: steal anything worth more than \$5?





Response	6	8	10	12	Total	
Very wrong	64.5	53.6	52.8	59.7	57.5	
Wrong	28.5	33.3	34.4	28.1	31.3	
A little bit wrong	5.4	11.7	10.4	10.1	9.4	
Not wrong at all	1.6	1.4	2.5	2.2	1.8	
N of Valid	186	222	163	139	710	
N of Miss	3	2	1	5	11	

Table 81: How wrong do you think it is for someone your age to: pick a fight with someone?





Response	6	8	10	12	Total	
Very wrong	52.7	34.4	35.0	38.6	40.2	
Wrong	31.4	33.5	37.4	35.7	34.3	
A little bit wrong	13.3	23.5	21.5	22.9	20.2	
Not wrong at all	2.7	8.6	6.1	2.9	5.3	
N of Valid	188	221	163	140	712	
N of Miss	1	3	1	4	9	

Table 82: How wrong do you think it is for someone your age to: attack someone with the idea of seriously hurting them?

Response	6	8	10	12	Total	
Very wrong	81.9	69.4	61.7	60.7	69.2	
Wrong	10.6	18.5	25.9	23.6	19.1	
A little bit wrong	4.8	7.7	9.3	12.1	8.1	
Not wrong at all	2.7	4.5	3.1	3.6	3.5	
N of Valid	188	222	162	140	712	
N of Miss	1	2	2	4	9	

Table 83: How wrong do you think it is for someone your age to: stay away from school all day when their parents think they are at school?

Response	6	8	10	12	Total	
Very wrong	80.3	64.4	46.6	36.9	59.1	
Wrong	11.7	23.9	30.1	32.6	23.8	
A little bit wrong	5.9	9.0	19.6	24.8	13.7	
Not wrong at all	2.1	2.7	3.7	5.7	3.4	
N of Valid	188	222	163	141	714	
N of Miss	1	2	1	3	7	

Table 84: How wrong do you think it is for someone your age to: drink beer, wine or hard liquor (for example, vodka, whiskey, or gin) regularly?

Response	6	8	10	12	Total	
Very wrong	84.6	66.1	41.4	33.6	58.9	
Wrong	10.6	18.6	21.6	27.1	18.8	
A little bit wrong	3.2	10.9	25.3	22.9	14.5	
Not wrong at all	1.6	4.5	11.7	16.4	7.7	
N of Valid	188	221	162	140	711	
N of Miss	1	3	2	4	10	

Table 85: How wrong do you think it is for someone your age to: smoke cigarettes?

Response	6	8	10	12	Total	
Very wrong	87.2	67.6	51.2	42.1	64.0	
Wrong	8.5	18.9	23.5	22.1	17.8	
A little bit wrong	3.2	6.3	17.9	16.4	10.1	
Not wrong at all	1.1	7.2	7.4	19.3	8.0	
N of Valid	188	222	162	140	712	
N of Miss	1	2	2	4	9	

Table 86: How wrong do you think it is for someone your age to: smoke marijuana?

Response	6	8	10	12	Total	
Very wrong	92.6	78.8	58.0	57.1	73.5	
Wrong	4.8	11.7	20.4	20.0	13.5	
A little bit wrong	0.5	3.2	13.0	8.6	5.8	
Not wrong at all	2.1	6.3	8.6	14.3	7.3	
N of Valid	188	222	162	140	712	
N of Miss	1	2	2	4	9	

Table 87: How wrong do you think it is for someone your age to: use LSD, cocaine, amphetamines or another illegal drug?

Response	6	8	10	12	Total	
Very wrong	96.8	94.1	90.7	89.9	93.2	
Wrong	2.1	3.2	6.2	6.5	4.2	
A little bit wrong	0.0	1.4	1.2	2.2	1.1	
Not wrong at all	1.1	1.4	1.9	1.4	1.4	
N of Valid	187	220	162	139	708	
N of Miss	2	4	2	4	12	

Table 88: At school during the past 12 months, did you receive help from the resource teacher, speech therapist or other special education teacher?



Response	6	8	10	12	Total	
No	81.2	89.8	93.8	91.7	89.0	
Yes	18.8	10.2	6.3	8.3	11.0	
N of Valid	170	216	160	133	679	
N of Miss	19	8	4	11	42	

Table 89: How many times in the past year (12 months) have you: been suspended from school?






Response	6	8	10	12	Total	
Never	95.2	90.1	89.5	93.6	92.0	
1 to 2 times	4.3	7.7	8.6	5.7	6.6	
3 to 5 times	0.5	1.4	0.6	0.7	0.8	
6 to 9 times	0.0	0.9	0.6	0.0	0.4	
10 to 19 times	0.0	0.0	0.6	0.0	0.1	
20 to 29 times	0.0	0.0	0.0	0.0	0.0	
30 to 39 times	0.0	0.0	0.0	0.0	0.0	
40+ times	0.0	0.0	0.0	0.0	0.0	
N of Valid	186	222	162	141	711	
N of Miss	3	2	2	3	10	

Table 90: How many times in the past year (12 months) have you: carried a handgun?







Response	6	8	10	12	Total	
Never	96.2	97.3	96.3	99.3	97.2	
1 to 2 times	1.1	1.4	1.2	0.0	1.0	
3 to 5 times	0.5	0.0	2.5	0.0	0.7	
6 to 9 times	1.6	0.5	0.0	0.0	0.6	
10 to 19 times	0.0	0.5	0.0	0.0	0.1	
20 to 29 times	0.0	0.0	0.0	0.0	0.0	
30 to 39 times	0.0	0.0	0.0	0.0	0.0	
40+ times	0.5	0.5	0.0	0.7	0.4	
N of Valid	186	222	162	139	709	
N of Miss	3	2	2	5	12	

Table 91: How many times in the past year (12 months) have you: sold illegal drugs?








Response	6	8	10	12	Total	
Never	100.0	96.8	96.9	91.4	96.6	
1 to 2 times	0.0	0.9	0.6	4.3	1.3	
3 to 5 times	0.0	0.5	0.6	2.9	0.9	
6 to 9 times	0.0	0.5	0.6	0.0	0.3	
10 to 19 times	0.0	0.0	0.6	0.0	0.1	
20 to 29 times	0.0	0.0	0.0	0.0	0.0	
30 to 39 times	0.0	0.0	0.0	0.7	0.1	
40+ times	0.0	1.4	0.6	0.7	0.7	
N of Valid	184	219	161	140	704	
N of Miss	4	5	3	4	16	

Table 92: How many times in the past year (12 months) have you: stolen or tried to steal a motor vehicle such as a car or motorcycle?







Response	6	8	10	12	Total	
Never	97.8	96.8	99.4	98.6	98.0	
1 to 2 times	1.6	1.4	0.6	1.4	1.3	
3 to 5 times	0.0	0.9	0.0	0.0	0.3	
6 to 9 times	0.0	0.5	0.0	0.0	0.1	
10 to 19 times	0.0	0.5	0.0	0.0	0.1	
20 to 29 times	0.5	0.0	0.0	0.0	0.1	
30 to 39 times	0.0	0.0	0.0	0.0	0.0	
40+ times	0.0	0.0	0.0	0.0	0.0	
N of Valid	185	222	161	141	709	
N of Miss	4	2	3	3	12	

Table 93: How many times in the past year (12 months) have you: participated in clubs, organizations or activities at school?









Response	6	8	10	12	Total	
Never	28.9	18.9	16.0	20.6	21.1	
1 to 2 times	30.6	25.2	19.8	17.0	23.7	
3 to 5 times	16.1	22.5	16.0	17.0	18.3	
6 to 9 times	9.4	7.2	9.9	13.5	9.6	
10 to 19 times	6.1	9.0	6.2	7.8	7.4	
20 to 29 times	3.9	4.1	7.4	6.4	5.2	
30 to 39 times	0.6	0.9	3.1	2.8	1.7	
40+ times	4.4	12.2	21.6	14.9	12.9	
N of Valid	180	222	162	141	705	
N of Miss	9	2	2	3	16	

Table 94: How many times in the past year (12 months) have you: been arrested?




Response	6	8	10	12	Total	
Never	99.5	95.9	96.3	95.0	96.8	
1 to 2 times	0.5	3.6	3.7	5.0	3.1	
3 to 5 times	0.0	0.0	0.0	0.0	0.0	
6 to 9 times	0.0	0.0	0.0	0.0	0.0	
10 to 19 times	0.0	0.5	0.0	0.0	0.1	
20 to 29 times	0.0	0.0	0.0	0.0	0.0	
30 to 39 times	0.0	0.0	0.0	0.0	0.0	
40+ times	0.0	0.0	0.0	0.0	0.0	
N of Valid	186	221	162	141	710	
N of Miss	3	2	2	3	10	

Table 95: How many times in the past year (12 months) have you: done extra work on your own for school?









Response	6	8	10	12	Total	
Never	30.8	27.5	32.9	38.3	31.7	
1 to 2 times	28.1	29.7	31.7	17.0	27.2	
3 to 5 times	13.5	15.3	9.9	20.6	14.7	
6 to 9 times	11.9	10.8	5.6	9.2	9.6	
10 to 19 times	4.9	7.2	9.3	5.7	6.8	
20 to 29 times	3.8	3.2	5.0	2.8	3.7	
30 to 39 times	1.6	2.3	2.5	1.4	2.0	
40+ times	5.4	4.1	3.1	5.0	4.4	
N of Valid	185	222	161	141	709	
N of Miss	4	2	3	3	12	

Table 96: How many times in the past year (12 months) have you: attacked someone with the idea of seriously hurting them?









Response	6	8	10	12	Total	
Never	84.9	87.4	87.7	89.4	87.2	
1 to 2 times	10.3	7.7	8.0	5.7	8.0	
3 to 5 times	2.7	0.5	3.1	3.5	2.3	
6 to 9 times	0.0	1.8	0.6	1.4	1.0	
10 to 19 times	1.1	0.0	0.0	0.0	0.3	
20 to 29 times	0.5	0.9	0.6	0.0	0.6	
30 to 39 times	0.5	0.9	0.0	0.0	0.4	
40+ times	0.0	0.9	0.0	0.0	0.3	
N of Valid	185	222	162	141	710	
N of Miss	4	2	2	3	11	

Table 97: How many times in the past year (12 months) have you: been drunk or high at school?








Response	6	8	10	12	Total	
Never	98.4	95.0	85.7	84.2	91.6	
1 to 2 times	1.1	1.8	8.7	8.6	4.5	
3 to 5 times	0.5	1.4	1.9	1.4	1.3	
6 to 9 times	0.0	0.5	0.6	1.4	0.6	
10 to 19 times	0.0	0.5	1.2	0.7	0.6	
20 to 29 times	0.0	0.5	1.9	0.7	0.7	
30 to 39 times	0.0	0.0	0.0	0.0	0.0	
40+ times	0.0	0.5	0.0	2.9	0.7	
N of Valid	185	221	161	139	706	
N of Miss	4	2	3	5	14	

Table 98: How many times in the past year (12 months) have you: volunteered to do community service?









Response	6	8	10	12	Total	
Never	53.5	57.0	53.7	45.0	53.0	
1 to 2 times	23.8	24.4	16.0	20.0	21.5	
3 to 5 times	9.2	10.0	9.9	13.6	10.5	
6 to 9 times	7.6	4.1	5.6	7.1	5.9	
10 to 19 times	2.7	2.3	7.4	6.4	4.4	
20 to 29 times	0.5	1.4	3.1	5.7	2.4	
30 to 39 times	1.1	0.0	1.9	0.0	0.7	
40+ times	1.6	0.9	2.5	2.1	1.7	
N of Valid	185	221	162	140	708	
N of Miss	4	3	2	3	12	



Table 99: How many times in the past year (12 months) have you: taken a handgun to school?



Response	6	8	10	12	Total	
Never	100.0	100.0	100.0	98.6	99.7	
1 to 2 times	0.0	0.0	0.0	0.0	0.0	
3 to 5 times	0.0	0.0	0.0	0.0	0.0	
6 to 9 times	0.0	0.0	0.0	0.0	0.0	
10 to 19 times	0.0	0.0	0.0	0.0	0.0	
20 to 29 times	0.0	0.0	0.0	0.0	0.0	
30 to 39 times	0.0	0.0	0.0	1.4	0.3	
40+ times	0.0	0.0	0.0	0.0	0.0	
N of Valid	186	222	162	140	710	
N of Miss	3	2	2	4	11	

Table 100: Are you currently on probation, or assigned a probation officer with Juvenile Court?



Response	6	8	10	12	Total	
No	98.8	97.5	97.9	96.2	97.6	
Yes	1.3	2.5	2.1	3.8	2.4	
N of Valid	160	200	146	130	636	
N of Miss	29	24	18	14	85	

Table 101: Have you ever belonged to a gang?





Response	6	8	10	12	Total	
No	94.6	91.9	92.6	97.1	93.8	
No, but would like to	2.2	1.4	1.8	0.7	1.5	
Yes, in the past	2.7	4.1	3.7	1.4	3.1	
Yes, belong now	0.5	2.7	1.8	0.7	1.5	
Yes, but would like to get out	0.0	0.0	0.0	0.0	0.0	
N of Valid	185	222	163	140	710	
N of Miss	3	1	1	4	9	

Table 102: If you have ever belonged to a gang, did that gang have a name?

Response	6	8	10	12	Total
No	9.3	5.4	5.7	10.4	7.5
Yes	2.7	5.4	6.3	2.2	4.3
I have never belonged to a gang	87.9	89.1	88.1	87.4	88.2
N of Valid	182	221	159	135	697
N of Miss	7	3	4	8	22

Table 103: How many times have you done the following things? done what feels good no matter what.

Response	6	8	10	12	Total
Never	50.9	38.9	30.6	25.4	37.3
I've done it, but not in the past year	16.6	17.2	15.0	15.2	16.1
Less than once a month	4.0	8.1	11.9	14.5	9.2
About once a month	7.4	5.0	11.9	9.4	8.1
2 or 3 times a month	4.0	9.5	8.1	11.6	8.2
Once a week or more	17.1	21.3	22.5	23.9	21.0
N of Valid	175	221	160	138	694
N of Miss	14	3	4	6	27

Table 104: How many times have you done the following things? done something dangerous because someone dared you to do it.

Response	6	8	10	12	Total
Never	75.8	64.9	58.0	48.6	63.0
I've done it, but not in the past year	15.1	13.5	17.3	23.6	16.8
Less than once a month	3.2	8.6	10.5	13.6	8.6
About once a month	2.7	5.4	6.8	4.3	4.8
2 or 3 times a month	0.5	2.7	4.9	5.0	3.1
Once a week or more	2.7	5.0	2.5	5.0	3.8
N of Valid	186	222	162	140	710
N of Miss	3	2	2	4	11

Table 105: How many times have you done the following things? done crazy things even if they are a little dangerous.







Response	6	8	10	12	Total	
Never	59.7	46.8	35.8	30.2	44.3	
I've done it, but not in the past year	25.4	21.6	17.9	22.3	21.9	
Less than once a month	5.0	14.0	15.4	14.4	12.1	
About once a month	1.7	6.3	11.1	7.9	6.5	
2 or 3 times a month	3.3	2.3	11.7	13.7	7.0	
Once a week or more	5.0	9.0	8.0	11.5	8.2	
N of Valid	181	222	162	139	704	
N of Miss	8	2	2	5	17	

Table 106: You're looking at CD's in a music store with a friend. You look up and see her slip a CD under her coat. She smiles and says 'Which one do you want? Go ahead, take it while nobody's around.' There is nobody in sight, no employees and no other customers. What would you do now?





Response	6	8	10	12	Total	
Ignore her	10.8	18.0	16.9	28.6	18.0	
Grab a CD and leave the store	5.4	5.4	5.0	7.9	5.8	
Tell her to put the CD back	60.0	50.9	40.6	40.7	48.9	
Act like it is a joke, and ask her to put the CD back	23.8	25.7	37.5	22.9	27.3	
N of Valid	185	222	160	140	707	
N of Miss	3	2	3	4	12	

Table 107: You are visiting another part of town, and you don't know any of the people your age there. You are walking down the street, and some teenager you don't know is walking toward you. He is about your size, and as he is about to pass you, he deliberately bumps into you and you almost lose your balance. What would you say or do?





Response	6	8	10	12	Total	
Push the person back	11.4	16.2	10.6	17.0	13.8	
Say 'Excuse me' and keep on walking	48.1	49.5	52.8	41.1	48.2	
Say 'Watch where you are going' and keep on walking	33.0	24.3	25.5	27.7	27.5	
Swear at the person and walk away	7.6	9.9	11.2	14.2	10.4	
N of Valid	185	222	161	141	709	
N of Miss	3	2	3	3	11	

Table 108: You are at a party at someone's house, and one of your friends offers you a drink containing alcohol. What would you say or do?





Response	6	8	10	12	Total	
Drink it	5.9	19.0	36.5	44.0	24.5	
Tell your friend, 'No thanks, I don't drink' and suggest that you and your friend go and do something else	45.9	38.9	23.3	20.6	33.6	
Just say, 'No thanks' and walk away	26.5	29.4	31.4	29.8	29.2	
Make up a good excuse, tell your friend you had something else to do, and leave	21.6	12.7	8.8	5.7	12.7	
N of Valid	185	221	159	141	706	
N of Miss	3	3	4	3	13	

Table 109: It's 8:00 on a weeknight and you are about to go over to a friend's home when your mother asks you where you are going. You say 'Oh, just going to go hang out with some friends.' She says, 'No, you'll just get into trouble if you go out. Stay home tonight.' What would you do now?





Response	6	8	10	12	Total	
Leave the house anyway	4.3	6.4	5.6	10.8	6.6	
Explain what you are going to do with your friends, tell her when you will get home, and ask if you can go out	55.4	57.8	71.3	66.9	62.1	
Not say anything and start watching TV	32.6	26.6	13.8	12.2	22.4	
Get into an argument with her	7.6	9.2	9.4	10.1	9.0	
N of Valid	184	218	160	139	701	
N of Miss	5	4	4	4	17	

Table 110: How often do you attend religious services or activities?





Response	6	8	10	12	Total	
Never	20.1	10.9	8.7	14.5	13.5	
Rarely	18.4	17.3	20.5	18.8	18.6	
1-2 Times a Month	8.4	8.6	14.3	13.8	10.9	
About Once a Week or More	53.1	63.2	56.5	52.9	57.0	
N of Valid	179	220	161	138	698	
N of Miss	10	4	3	6	23	

Table 111: I do the opposite of what people tell me, just to get them mad.





Response	6	8	10	12	Total	
Very False	56.8	37.9	32.3	44.2	42.8	
Somewhat False	25.1	32.0	29.2	25.4	28.2	
Somewhat True	14.2	28.3	36.0	23.9	25.5	
Very True	3.8	1.8	2.5	6.5	3.4	
N of Valid	183	219	161	138	701	
N of Miss	6	5	3	6	20	

Table 112: I like to see how much I can get away with.





Response	6	8	10	12	Total	
Very False	65.6	48.9	34.6	42.3	48.6	
Somewhat False	15.8	23.3	22.8	25.5	21.7	
Somewhat True	12.6	20.1	34.6	27.7	23.0	
Very True	6.0	7.8	8.0	4.4	6.7	
N of Valid	183	219	162	137	701	
N of Miss	6	5	2	7	20	

Table 113: I ignore rules that get in my way.





Response	6	8	10	12	Total	
Very False	70.7	54.8	42.6	35.3	52.2	
Somewhat False	14.9	23.0	25.9	33.8	23.7	
Somewhat True	9.9	16.6	27.2	26.6	19.3	
Very True	4.4	5.5	4.3	4.3	4.7	
N of Valid	181	217	162	139	699	
N of Miss	8	7	2	5	22	

Table 114: I think sometimes it's okay to cheat at school.

Response	6	8	10	12	Total	
NO!	59.9	39.1	23.0	12.1	35.4	
no	25.3	30.5	36.6	44.3	33.3	
yes	12.6	25.9	36.0	34.3	26.5	
YES!	2.2	4.5	4.3	9.3	4.8	
N of Valid	182	220	161	140	703	
N of Miss	5	3	3	4	15	

Table 115: It is important to think before you act.

Response	6	8	10	12	Total	
NO!	3.8	1.8	1.2	0.0	1.8	
no	4.9	5.9	3.7	3.6	4.7	
yes	18.6	27.3	38.5	40.3	30.2	
YES!	72.7	65.0	56.5	56.1	63.3	
N of Valid	183	220	161	139	703	
N of Miss	6	4	3	5	18	

Table 116: Sometimes I think that life is not worth it.

Response	6	8	10	12	Total	
NO!	52.0	53.4	36.1	37.9	46.0	
no	19.2	20.1	25.3	33.6	23.8	
yes	20.9	17.8	31.0	20.0	22.0	
YES!	7.9	8.7	7.6	8.6	8.2	
N of Valid	177	219	158	140	694	
N of Miss	11	5	6	4	26	

Table 117: At times I think I am no good at all.

Response	6	8	10	12	Total	
NO!	29.8	35.5	23.1	21.6	28.4	
no	23.8	26.4	26.9	33.1	27.1	
yes	32.6	26.4	36.3	34.5	31.9	
YES!	13.8	11.8	13.8	10.8	12.6	
N of Valid	181	220	160	139	700	
N of Miss	8	4	4	5	21	

Table 118: All in all, I am inclined to think that I am a failure.

Response	6	8	10	12	Total	
NO!	46.2	57.1	38.8	40.3	46.7	
no	34.1	28.3	38.8	42.4	35.0	
yes	11.5	9.6	16.9	12.9	12.4	
YES!	8.2	5.0	5.6	4.3	5.9	
N of Valid	182	219	160	139	700	
N of Miss	7	5	4	5	21	

Table 119: In the past year, have you felt depressed or sad MOST days, even if you felt okay sometimes?

Response	6	8	10	12	Total	
NO!	25.7	39.1	23.1	17.4	27.7	
no	24.6	21.4	25.0	33.3	25.4	
yes	30.2	25.5	36.3	29.7	30.0	
YES!	19.6	14.1	15.6	19.6	16.9	
N of Valid	179	220	160	138	697	
N of Miss	9	4	4	6	23	

Table 120: It is all right to beat up people if they start the fight.





Response	6	8	10	12	Total	
NO!	46.1	30.0	22.6	16.7	29.8	
no	24.4	15.5	23.9	25.4	21.7	
yes	20.0	25.9	34.0	36.2	28.3	
YES!	9.4	28.6	19.5	21.7	20.2	
N of Valid	180	220	159	138	697	
N of Miss	9	4	5	6	24	

Table 121: I think it is okay to take something without asking if you can get away with it.





Response	6	8	10	12	Total	
NO!	71.7	69.3	50.3	43.8	60.6	
no	22.3	25.2	45.3	44.5	32.8	
yes	4.9	5.0	3.8	7.3	5.2	
YES!	1.1	0.5	0.6	4.4	1.4	
N of Valid	184	218	159	137	698	
N of Miss	5	6	5	7	23	

Table 122: Sometimes we don't know what we will do as adults, but we may have an idea. Please answer how true these statements may be for you. WHEN I AM AN ADULT I WILL: smoke cigarettes.





Response	6	8	10	12	Total	
NO!	78.8	80.0	63.1	58.0	71.5	
no	16.3	9.1	23.6	26.8	17.7	
yes	3.8	7.7	10.2	10.9	7.9	
YES!	1.1	3.2	3.2	4.3	2.9	
N of Valid	184	220	157	138	699	
N of Miss	5	3	7	6	21	



Table 123: Sometimes we don't know what we will do as adults, but we may have an idea. Please answer how true these statements may be for you. WHEN I AM AN ADULT I WILL: drink beer, wine, or liquor.





Response	6	8	10	12	Total	
NO!	63.5	45.7	19.6	18.8	39.1	
no	18.2	22.4	21.5	20.3	20.7	
yes	14.9	25.6	48.7	46.4	32.2	
YES!	3.3	6.4	10.1	14.5	8.0	
N of Valid	181	219	158	138	696	
N of Miss	7	3	6	6	22	

Table 124: Sometimes we don't know what we will do as adults, but we may have an idea. Please answer how true these statements may be for you. WHEN I AM AN ADULT I WILL: smoke marijuana.





Response	6	8	10	12	Total	
NO!	88.0	84.6	68.8	63.8	77.8	
no	9.3	8.6	19.7	24.6	14.4	
yes	1.6	5.0	9.6	5.8	5.3	
YES!	1.1	1.8	1.9	5.8	2.4	
N of Valid	183	221	157	138	699	
N of Miss	6	3	6	6	21	

Table 125: Sometimes we don't know what we will do as adults, but we may have an idea. Please answer how true these statements may be for you. WHEN I AM AN ADULT I WILL: use LSD, cocaine, amphetamines or another illegal drug.




Response	6	8	10	12	Total	
NO!	92.9	96.4	89.2	89.2	92.4	
no	7.1	3.6	10.8	9.4	7.3	
yes	0.0	0.0	0.0	1.4	0.3	
YES!	0.0	0.0	0.0	0.0	0.0	
N of Valid	184	220	157	139	700	
N of Miss	5	4	6	5	20	

Table 126: How much do you think people risk harming themselves (physically or in other ways) if they: smoked one or more packs of cigarettes per day?

Response	6	8	10	12	Total	
No risk	11.2	5.5	3.2	7.2	6.8	
Slight risk	11.2	6.8	10.1	13.0	9.9	
Moderate risk	14.6	19.1	17.7	28.3	19.5	
Great risk	62.9	68.6	69.0	51.4	63.8	
N of Valid	178	220	158	138	694	
N of Miss	11	4	6	6	27	

Table 127: How much do you think people risk harming themselves (physically or in other ways) if they: try marijuana once or twice?

Response	6	8	10	12	Total	
No risk	16.5	10.1	24.7	30.1	19.1	
Slight risk	11.9	21.7	22.8	30.1	21.1	
Moderate risk	29.5	30.9	21.5	13.2	24.9	
Great risk	42.0	37.3	31.0	26.5	34.9	
N of Valid	176	217	158	136	687	
N of Miss	13	7	6	8	34	

Table 128: How much do you think people risk harming themselves (physically or in other ways) if they: smoke marijuana regularly?

Response	6	8	10	12	Total	
No risk	12.6	6.0	10.3	11.9	9.9	
Slight risk	5.2	6.0	10.9	17.2	9.1	
Moderate risk	8.0	11.6	16.7	21.6	13.8	
Great risk	74.1	76.4	62.2	49.3	67.2	
N of Valid	174	216	156	134	680	
N of Miss	15	8	8	10	41	

Table 129: How much do you think people risk harming themselves (physically or in other ways) if they: take one or two drinks of an alcoholic beverage (beer, wine, liquor) nearly every day?

Response	6	8	10	12	Total	
No risk	17.0	10.5	8.9	10.4	11.8	
Slight risk	19.3	26.8	31.0	26.1	25.7	
Moderate risk	21.6	28.2	36.7	32.1	29.2	
Great risk	42.0	34.5	23.4	31.3	33.3	
N of Valid	176	220	158	134	688	
N of Miss	13	4	6	10	33	

Table 130: How much do you think people risk harming themselves (physically or in other ways) if they: have five or more drinks once or twice each weekend?

Response	6	8	10	12	Total	
No risk	13.0	7.3	5.7	13.9	9.7	
Slight risk	13.6	11.8	19.6	16.8	15.0	
Moderate risk	23.7	19.1	31.0	27.0	24.6	
Great risk	49.7	61.8	43.7	42.3	50.7	
N of Valid	177	220	158	137	692	
N of Miss	12	4	6	7	29	

Table 131: Have you ever used smokeless tobacco (chew, snuff, plug, dipping tobacco, or chewing tobacco)?

Response	6	8	10	12	Total	
Never	90.7	89.4	73.9	65.0	81.4	
Once or Twice	6.0	5.1	12.7	19.0	9.8	
Once in a while but not regularly	2.2	0.9	4.5	2.9	2.5	
Regularly in the past	0.0	1.8	3.2	4.4	2.2	
Regularly now	1.1	2.8	5.7	8.8	4.2	
N of Valid	182	217	157	137	693	
N of Miss	7	7	6	7	27	

Table 132: How often have you taken smokeless tobacco during the past 30 days?







Response	6	8	10	12	Total	
Not at all	96.7	95.0	89.2	82.2	91.6	
Once or twice	2.8	1.8	3.2	5.9	3.2	
Once or twice per week	0.0	0.5	0.6	1.5	0.6	
Three to five times per week	0.0	0.5	1.9	1.5	0.9	
About once a day	0.0	0.9	1.9	1.5	1.0	
More than once a day	0.6	1.4	3.2	7.4	2.7	
N of Valid	180	218	158	135	691	
N of Miss	9	6	6	9	30	

Table 133: Have you ever smoked cigarettes?






Response	6	8	10	12	Total	
Never	89.0	77.4	55.7	54.7	71.0	
Once or Twice	7.1	11.5	22.2	15.3	13.5	
Once in a while but not regularly	2.2	4.1	10.8	11.7	6.6	
Regularly in the past	1.6	2.8	5.1	7.3	3.9	
Regularly now	0.0	4.1	6.3	10.9	4.9	
N of Valid	182	217	158	137	694	
N of Miss	7	7	6	7	27	

Table 134: How frequently have you smoked cigarettes during the past 30 days?








Response	6	8	10	12	Total	
Not at all	98.9	91.7	84.1	78.8	89.3	
Less than one cigarette per day	0.5	4.6	8.3	8.8	5.2	
One to five cigarettes per day	0.0	2.3	5.1	5.1	2.9	
About one-half pack per day	0.5	0.5	0.6	3.6	1.2	
About one pack per day	0.0	0.0	0.6	2.2	0.6	
About one and one-half packs per day	0.0	0.5	1.3	1.5	0.7	
Two packs or more per day	0.0	0.5	0.0	0.0	0.1	
N of Valid	182	217	157	137	693	
N of Miss	7	7	7	7	28	

Table 135: Which statement best describes rules about smoking inside your home?






Response	6	8	10	12	Total	
Smoking is not allowed anywhere inside your home	59.9	65.7	70.7	69.3	66.1	
Smoking is allowed in some places and at some times	9.0	7.9	7.0	8.0	8.0	
Smoking is allowed anywhere inside the home	5.1	2.8	3.2	5.8	4.1	
There are no rules about smoking inside the home	6.8	11.6	7.0	5.8	8.2	
I don't know	19.2	12.0	12.1	10.9	13.7	
N of Valid	177	216	157	137	687	
N of Miss	12	8	7	7	34	

Table 136: Which statement best describes rules about smoking in your family cars?







Response	6	8	10	12	Total	
Smoking is never allowed in any car	52.8	55.8	60.8	52.6	55.5	
Smoking is allowed sometimes or in some cars	14.8	10.1	11.4	19.7	13.5	
Smoking is allowed in any car anytime	4.0	6.9	5.7	6.6	5.8	
There are no rules about smoking in the car	9.7	10.6	8.9	11.7	10.2	
We do not have a family car	1.7	3.7	1.3	2.9	2.5	
I don't know	17.0	12.9	12.0	6.6	12.5	
N of Valid	176	217	158	137	688	
N of Miss	13	7	6	7	33	

Table 137: During this school year, were you taught in any of your classes about the dangers of tobacco use?






Response	6	8	10	12	Total	
Strongly agree	42.9	43.8	20.5	12.6	32.1	
Agree	21.5	32.9	36.4	29.6	30.0	
Disagree	10.7	2.9	15.2	14.1	10.0	
Strongly disagree	6.2	3.3	13.2	23.7	10.4	
I don't know	18.6	17.1	14.6	20.0	17.5	
N of Valid	177	210	151	135	673	
N of Miss	12	14	13	9	48	

Table 138: During the past 12 months, have you participated in any community activities to discourage people your age from using cigarettes, chewing tobacco, snuff, dip or cigars?






Response	6	8	10	12	Total	
Strongly agree	16.4	18.2	13.7	5.1	14.1	
Agree	20.9	26.8	15.7	19.1	21.2	
Disagree	20.9	15.8	28.1	28.7	22.5	
Strongly disagree	13.0	20.1	24.2	28.7	20.9	
I don't know	28.8	19.1	18.3	18.4	21.3	
N of Valid	177	209	153	136	675	
N of Miss	12	15	11	8	46	

Table 139: On how many occasions have you had alcoholic beverages (beer, wine or hard liquor) to drink in your lifetime - more than just a few sips?








Response	6	8	10	12	Total	
0	78.0	62.2	34.0	27.4	53.2	
1-2	15.4	18.4	25.0	12.6	18.0	
3-5	4.9	7.8	10.9	10.4	8.3	
6-9	1.1	5.1	10.3	9.6	6.1	
10-19	0.5	2.8	7.1	13.3	5.2	
20-39	0.0	0.5	5.8	5.9	2.6	
40+	0.0	3.2	7.1	20.7	6.7	
N of Valid	182	217	156	135	690	
N of Miss	7	7	8	9	31	

Table 140: On how many occasions have you had beer, wine or hard liquor to drink during the past 30 days?


Response	6	8	10	12	Total	
0	94.5	88.0	76.8	58.2	81.4	
1-2	3.3	9.3	14.2	12.7	9.5	
3-5	2.2	0.9	5.2	13.4	4.7	
6-9	0.0	1.4	1.9	8.2	2.5	
10-19	0.0	0.0	1.3	3.7	1.0	
20-39	0.0	0.0	0.6	3.0	0.7	
40+	0.0	0.5	0.0	0.7	0.3	
N of Valid	182	216	155	134	687	
N of Miss	7	8	8	10	33	

Table 141: On how many occasions have you used marijuana (grass, pot) or hashish (hash, hash oil) in your lifetime?


Response	6	8	10	12	Total	
0	97.8	88.0	78.1	66.4	84.2	
1-2	1.1	4.6	7.7	10.4	5.5	
3-5	0.0	1.8	5.2	2.2	2.2	
6-9	0.5	1.4	1.3	2.2	1.3	
10-19	0.5	0.5	1.9	2.2	1.2	
20-39	0.0	0.5	1.3	5.2	1.5	
40+	0.0	3.2	4.5	11.2	4.2	
N of Valid	182	217	155	134	688	
N of Miss	7	7	8	10	32	

Table 142: On how many occasions have you used marijuana (grass, pot) or hashish (hash, hash oil) during the past 30 days?


Response	6	8	10	12	Total	
0	100.0	94.0	91.7	86.4	93.6	
1-2	0.0	2.8	4.5	6.1	3.1	
3-5	0.0	0.9	0.6	2.3	0.9	
6-9	0.0	0.5	1.3	0.8	0.6	
10-19	0.0	1.4	0.6	0.8	0.7	
20-39	0.0	0.0	0.6	2.3	0.6	
40+	0.0	0.5	0.6	1.5	0.6	
N of Valid	181	217	156	132	686	
N of Miss	8	7	7	12	34	

Table 143: On how many occasions have you used LSD or other psychedelics in your lifetime?





Response	6	8	10	12	Total	
0	100.0	99.1	100.0	97.7	99.3	
1-2	0.0	0.0	0.0	1.5	0.3	
3-5	0.0	0.0	0.0	0.0	0.0	
6-9	0.0	0.9	0.0	0.0	0.3	
10-19	0.0	0.0	0.0	0.0	0.0	
20-39	0.0	0.0	0.0	0.8	0.1	
40+	0.0	0.0	0.0	0.0	0.0	
N of Valid	182	217	156	133	688	
N of Miss	7	7	8	11	33	

Table 144: On how many occasions have you used LSD or other psychedelics during the past 30 days?



Response	6	8	10	12	Total	
0	100.0	100.0	100.0	98.5	99.7	
1-2	0.0	0.0	0.0	1.5	0.3	
3-5	0.0	0.0	0.0	0.0	0.0	
6-9	0.0	0.0	0.0	0.0	0.0	
10-19	0.0	0.0	0.0	0.0	0.0	
20-39	0.0	0.0	0.0	0.0	0.0	
40+	0.0	0.0	0.0	0.0	0.0	
N of Valid	182	217	156	134	689	
N of Miss	7	7	8	10	32	

Table 145: On how many occasions have you used cocaine or crack in your lifetime?







Response	6	8	10	12	Total	
0	100.0	99.5	100.0	97.0	99.3	
1-2	0.0	0.0	0.0	0.8	0.1	
3-5	0.0	0.0	0.0	0.8	0.1	
6-9	0.0	0.5	0.0	0.0	0.1	
10-19	0.0	0.0	0.0	0.8	0.1	
20-39	0.0	0.0	0.0	0.0	0.0	
40+	0.0	0.0	0.0	0.8	0.1	
N of Valid	181	216	156	133	686	
N of Miss	8	8	8	11	35	



Table 146: On how many occasions have you used cocaine or crack during the past 30 days?



Response	6	8	10	12	Total	
0	100.0	99.5	100.0	100.0	99.9	
1-2	0.0	0.5	0.0	0.0	0.1	
3-5	0.0	0.0	0.0	0.0	0.0	
6-9	0.0	0.0	0.0	0.0	0.0	
10-19	0.0	0.0	0.0	0.0	0.0	
20-39	0.0	0.0	0.0	0.0	0.0	
40+	0.0	0.0	0.0	0.0	0.0	
N of Valid	182	217	156	132	687	
N of Miss	7	7	8	12	34	

Table 147: On how many occasions have you sniffed glue, breathed the contents of an aerosol spray can, or inhaled other gases or sprays, in order to get high in your lifetime?








Response	6	8	10	12	Total	
0	90.7	88.4	85.9	88.7	88.5	
1-2	7.1	5.6	8.3	7.5	7.0	
3-5	1.1	2.3	1.3	0.8	1.5	
6-9	0.5	0.9	3.2	2.3	1.6	
10-19	0.0	1.9	0.0	0.8	0.7	
20-39	0.0	0.5	0.6	0.0	0.3	
40+	0.5	0.5	0.6	0.0	0.4	
N of Valid	182	216	156	133	687	
N of Miss	7	8	8	11	34	

Table 148: On how many occasions have you sniffed glue, breathed the contents of an aerosol spray can, or inhaled other gases or sprays, in order to get high during the past 30 days?







Response	6	8	10	12	Total	
0	95.1	93.0	95.5	99.2	95.3	
1-2	4.4	4.2	3.2	0.8	3.4	
3-5	0.0	1.4	0.6	0.0	0.6	
6-9	0.0	0.0	0.6	0.0	0.1	
10-19	0.5	0.9	0.0	0.0	0.4	
20-39	0.0	0.5	0.0	0.0	0.1	
40+	0.0	0.0	0.0	0.0	0.0	
N of Valid	182	215	156	132	685	
N of Miss	7	9	8	12	36	

Table 149: On how many occasions have you used phenoxydine (pox, px, breeze) in your lifetime?


Response	6	8	10	12	Total	
0	100.0	100.0	100.0	100.0	100.0	
1-2	0.0	0.0	0.0	0.0	0.0	
3-5	0.0	0.0	0.0	0.0	0.0	
6-9	0.0	0.0	0.0	0.0	0.0	
10-19	0.0	0.0	0.0	0.0	0.0	
20-39	0.0	0.0	0.0	0.0	0.0	
40+	0.0	0.0	0.0	0.0	0.0	
N of Valid	179	216	156	131	682	
N of Miss	10	8	8	13	39	

Table 150: On how many occasions have you used phenoxydine (pox, px, breeze) during the past 30 days?


Response	6	8	10	12	Total	
0	100.0	100.0	100.0	100.0	100.0	
1-2	0.0	0.0	0.0	0.0	0.0	
3-5	0.0	0.0	0.0	0.0	0.0	
6-9	0.0	0.0	0.0	0.0	0.0	
10-19	0.0	0.0	0.0	0.0	0.0	
20-39	0.0	0.0	0.0	0.0	0.0	
40+	0.0	0.0	0.0	0.0	0.0	
N of Valid	176	216	156	130	678	
N of Miss	13	8	8	13	42	

Table 151: On how many occasions have you used sedatives (tranquilizers, such as Valium or Xanax, barbiturates, or sleeping pills) without a doctor telling you to take them, in your lifetime?








Response	6	8	10	12	Total	
0	96.1	90.8	89.1	78.5	89.4	
1-2	3.4	3.7	3.8	3.8	3.7	
3-5	0.0	1.8	1.9	6.9	2.3	
6-9	0.6	0.5	0.6	3.1	1.0	
10-19	0.0	0.9	1.9	3.8	1.5	
20-39	0.0	0.5	1.3	0.0	0.4	
40+	0.0	1.8	1.3	3.8	1.6	
N of Valid	179	217	156	130	682	
N of Miss	10	7	8	13	38	

Table 152: On how many occasions have you used sedatives (tranquilizers, such as Valium or Xanax, barbiturates, or sleeping pills) without a doctor telling you to take them, during the past 30 days?


Response	6	8	10	12	Total	
0	98.9	95.4	94.2	88.5	94.7	
1-2	1.1	2.3	2.6	7.7	3.1	
3-5	0.0	0.9	0.6	0.0	0.4	
6-9	0.0	0.9	0.6	3.1	1.0	
10-19	0.0	0.0	1.3	0.0	0.3	
20-39	0.0	0.5	0.6	0.0	0.3	
40+	0.0	0.0	0.0	0.8	0.1	
N of Valid	179	217	155	130	681	
N of Miss	10	7	9	13	39	

Table 153: On how many occasions have you used methamphetamines (meth, speed, crank, crystal meth) in your lifetime?


Response	6	8	10	12	Total	
0	100.0	98.1	99.4	97.7	98.8	
1-2	0.0	0.5	0.0	0.8	0.3	
3-5	0.0	0.5	0.6	0.0	0.3	
6-9	0.0	0.5	0.0	0.0	0.1	
10-19	0.0	0.5	0.0	0.0	0.1	
20-39	0.0	0.0	0.0	0.0	0.0	
40+	0.0	0.0	0.0	1.5	0.3	
N of Valid	181	216	156	131	684	
N of Miss	8	8	8	13	37	

Table 154: On how many occasions have you used methamphetamines (meth, speed, crank, crystal meth) in the past 30 days?




Response	6	8	10	12	Total	
0	100.0	100.0	99.4	99.2	99.7	
1-2	0.0	0.0	0.0	0.8	0.1	
3-5	0.0	0.0	0.6	0.0	0.1	
6-9	0.0	0.0	0.0	0.0	0.0	
10-19	0.0	0.0	0.0	0.0	0.0	
20-39	0.0	0.0	0.0	0.0	0.0	
40+	0.0	0.0	0.0	0.0	0.0	
N of Valid	179	216	156	131	682	
N of Miss	10	8	8	13	39	

Table 155: On how many occasions have you used stimulants, other than Methamphetamines (such as amphetamines, Ritalin or Dexedrine) without a doctor telling you to take them, in your lifetime?








Response	6	8	10	12	Total	
0	100.0	98.6	96.8	90.1	96.9	
1-2	0.0	0.5	1.3	5.3	1.5	
3-5	0.0	0.5	0.6	1.5	0.6	
6-9	0.0	0.0	0.6	0.8	0.3	
10-19	0.0	0.0	0.0	0.8	0.1	
20-39	0.0	0.0	0.6	0.0	0.1	
40+	0.0	0.5	0.0	1.5	0.4	
N of Valid	178	215	156	131	680	
N of Miss	11	9	8	13	41	

Table 156: On how many occasions have you used stimulants, other than Methamphetamines (such as amphetamines, Ritalin or Dexedrine) without a doctor telling you to take them, during the past 30 days?


Response	6	8	10	12	Total	
0	100.0	99.5	98.7	97.7	99.1	
1-2	0.0	0.5	0.0	0.8	0.3	
3-5	0.0	0.0	0.6	0.8	0.3	
6-9	0.0	0.0	0.0	0.8	0.1	
10-19	0.0	0.0	0.6	0.0	0.1	
20-39	0.0	0.0	0.0	0.0	0.0	
40+	0.0	0.0	0.0	0.0	0.0	
N of Valid	178	214	156	130	678	
N of Miss	11	10	8	14	43	

Table 157: On how many occasions have you used heroin or other opiates in your lifetime?


Response	6	8	10	12	Total	
0	100.0	100.0	99.4	98.5	99.6	
1-2	0.0	0.0	0.6	0.8	0.3	
3-5	0.0	0.0	0.0	0.0	0.0	
6-9	0.0	0.0	0.0	0.8	0.1	
10-19	0.0	0.0	0.0	0.0	0.0	
20-39	0.0	0.0	0.0	0.0	0.0	
40+	0.0	0.0	0.0	0.0	0.0	
N of Valid	179	213	156	131	679	
N of Miss	10	11	8	13	42	

Table 158: On how many occasions have you used heroin or other opiates during the past 30 days?



Response	6	8	10	12	Total	
0	100.0	100.0	100.0	99.2	99.9	
1-2	0.0	0.0	0.0	0.8	0.1	
3-5	0.0	0.0	0.0	0.0	0.0	
6-9	0.0	0.0	0.0	0.0	0.0	
10-19	0.0	0.0	0.0	0.0	0.0	
20-39	0.0	0.0	0.0	0.0	0.0	
40+	0.0	0.0	0.0	0.0	0.0	
N of Valid	179	213	156	131	679	
N of Miss	10	11	8	13	42	

Table 159: On how many occasions have you used MDMA ('X', 'E', or ecstasy) in your lifetime?




Response	6	8	10	12	Total	
0	100.0	100.0	99.4	93.1	98.5	
1-2	0.0	0.0	0.0	5.3	1.0	
3-5	0.0	0.0	0.0	0.0	0.0	
6-9	0.0	0.0	0.6	1.5	0.4	
10-19	0.0	0.0	0.0	0.0	0.0	
20-39	0.0	0.0	0.0	0.0	0.0	
40+	0.0	0.0	0.0	0.0	0.0	
N of Valid	175	212	156	131	674	
N of Miss	14	12	8	13	47	

Table 160: On how many occasions have you used MDMA ('X', 'E', or ecstasy) during the past 30 days?




Response	6	8	10	12	Total	
0	100.0	100.0	99.4	97.7	99.4	
1-2	0.0	0.0	0.0	2.3	0.4	
3-5	0.0	0.0	0.0	0.0	0.0	
6-9	0.0	0.0	0.6	0.0	0.1	
10-19	0.0	0.0	0.0	0.0	0.0	
20-39	0.0	0.0	0.0	0.0	0.0	
40+	0.0	0.0	0.0	0.0	0.0	
N of Valid	175	211	155	131	672	
N of Miss	14	13	9	13	49	

Table 161: On how many occasions have you taken prescription drugs (such as Valium, Xanax, Ritalin, Adderall, OxyContin, Darvocet, or sleeping pills) on your own-that is, without a doctor telling you to take them in your lifetime?








Response	6	8	10	12	Total	
0	98.3	94.3	86.5	77.9	90.4	
1-2	0.6	3.8	3.2	7.6	3.5	
3-5	0.0	0.5	5.1	4.6	2.2	
6-9	0.0	0.0	1.3	1.5	0.6	
10-19	1.1	0.9	1.9	1.5	1.3	
20-39	0.0	0.0	0.6	2.3	0.6	
40+	0.0	0.5	1.3	4.6	1.3	
N of Valid	178	212	156	131	677	
N of Miss	11	12	8	13	44	

Table 162: On how many occasions have you taken prescription drugs (such as Valium, Xanax, Ritalin, Adderall, OxyContin, Darvocet, or sleeping pills) on your own-that is, without a doctor telling you to take them during the past 30 days?








Response	6	8	10	12	Total	
0	98.9	98.1	94.9	88.5	95.7	
1-2	0.6	0.5	1.9	6.9	2.1	
3-5	0.0	0.0	1.3	0.8	0.4	
6-9	0.0	0.5	0.6	3.1	0.9	
10-19	0.0	0.5	0.6	0.0	0.3	
20-39	0.6	0.5	0.6	0.0	0.4	
40+	0.0	0.0	0.0	0.8	0.1	
N of Valid	177	212	156	131	676	
N of Miss	12	12	8	13	45	



Table 163: On how many occasions have you taken non-prescription medicines such as diet pills (for example, Dietac, Dexatrim or Prolamine), stay-awake pills (for example No-Doz, Vivarin, or Wake), or cough or cold medicines (robos, DXM, etc.) to get high in your lifetime?








Response	6	8	10	12	Total	
0	95.5	95.3	97.4	94.7	95.7	
1-2	2.8	0.5	0.0	3.1	1.5	
3-5	0.0	1.4	1.3	2.3	1.2	
6-9	0.6	0.0	0.6	0.0	0.3	
10-19	0.6	1.4	0.0	0.0	0.6	
20-39	0.6	0.5	0.0	0.0	0.3	
40+	0.0	0.9	0.6	0.0	0.4	
N of Valid	178	213	156	131	678	
N of Miss	11	11	8	13	43	

Table 164: On how many occasions have you taken non-prescription medicines such as diet pills (for example, Dietac, Dexatrim or Prolamine), stay-awake pills (for example No-Doz, Vivarin, or Wake), or cough or cold medicines (robos, DXM, etc.) to get high during the past 30 days?





Response	6	8	10	12	Total	
0	100.0	98.1	98.7	99.2	99.0	
1-2	0.0	0.9	1.3	0.8	0.7	
3-5	0.0	0.5	0.0	0.0	0.1	
6-9	0.0	0.5	0.0	0.0	0.1	
10-19	0.0	0.0	0.0	0.0	0.0	
20-39	0.0	0.0	0.0	0.0	0.0	
40+	0.0	0.0	0.0	0.0	0.0	
N of Valid	175	213	156	131	675	
N of Miss	14	11	8	13	46	

Table 165: On how many occasions have you been drunk or very high from drinking alcoholic beverages during the past 30 days?


Response	6	8	10	12	Total	
0	99.4	95.3	84.6	74.6	89.9	
1-2	0.6	3.3	7.7	9.2	4.7	
3-5	0.0	0.5	5.1	6.9	2.7	
6-9	0.0	0.0	0.6	5.4	1.2	
10-19	0.0	0.0	1.3	1.5	0.6	
20-39	0.0	0.0	0.6	0.8	0.3	
40+	0.0	0.9	0.0	1.5	0.6	
N of Valid	178	212	156	130	676	
N of Miss	11	12	8	14	45	

Table 166: On how many occasions have you drunk flavored alcoholic beverages, sometimes called 'alcopops' (like Mike's Hard Lemonade, Smirnoff Ice, Bacardi Breezers, etc.) in your lifetime?


Response	6	8	10	12	Total	
0	90.4	76.4	54.2	43.8	68.8	
1-2	7.3	8.5	20.0	14.1	11.9	
3-5	0.6	5.2	7.7	11.7	5.8	
6-9	1.1	4.7	9.0	10.2	5.8	
10-19	0.6	0.9	1.9	7.0	2.2	
20-39	0.0	1.9	3.9	3.9	2.2	
40+	0.0	2.4	3.2	9.4	3.3	
N of Valid	177	212	155	128	672	
N of Miss	12	12	9	15	48	

Table 167: On how many occasions have you drunk flavored alcoholic beverages, sometimes called 'alcopops' (like Mike's Hard Lemonade, Smirnoff Ice, Bacardi Breezers, etc.) during the past 30 days?


Response	6	8	10	12	Total	
0	96.0	91.0	82.1	75.2	87.2	
1-2	3.4	6.2	12.2	12.4	8.0	
3-5	0.6	0.9	3.8	7.0	2.7	
6-9	0.0	0.9	0.6	4.7	1.3	
10-19	0.0	0.0	0.6	0.8	0.3	
20-39	0.0	0.5	0.6	0.0	0.3	
40+	0.0	0.5	0.0	0.0	0.1	
N of Valid	176	211	156	129	672	
N of Miss	13	13	8	15	49	

Table 168: Think back over the last two weeks. How many times have you had five or more alcoholic drinks in a row?


Response	6	8	10	12	Total	
None	97.7	93.8	87.7	70.9	89.0	
Once	1.2	4.8	4.5	9.4	4.7	
Twice	0.6	0.0	3.2	8.7	2.6	
3-5 times	0.6	0.5	2.6	7.1	2.3	
6-9 times	0.0	0.0	1.3	1.6	0.6	
10 or more times	0.0	1.0	0.6	2.4	0.9	
N of Valid	172	209	154	127	662	
N of Miss	17	15	10	17	59	

Table 169: During the past 30 days, how many times did you ride in a car or other vehicle driven by someone who had been drinking alcohol?


Response	6	8	10	12	Total	
0 times	90.1	82.2	89.6	81.1	85.8	
1 time	3.5	8.7	1.9	7.9	5.6	
2 or 3 times	4.7	4.8	5.2	7.9	5.5	
4 or 5 times	1.2	1.4	0.6	2.4	1.4	
6 or more times	0.6	2.9	2.6	0.8	1.8	
N of Valid	171	208	154	127	660	
N of Miss	18	16	10	17	61	

Table 170: During the past 30 days, how many times did you drive a car or other vehicle when you had been drinking alcohol?






Response	6	8	10	12	Total	
I did not drive a car in the past 30 days	40.2	54.2	42.0	12.8	39.7	
0 times	58.6	44.8	56.7	79.2	57.8	
1 time	0.6	1.0	0.0	4.8	1.4	
2 or 3 times	0.6	0.0	0.7	2.4	0.8	
4 or 5 times	0.0	0.0	0.0	0.0	0.0	
6 or more times	0.0	0.0	0.7	0.8	0.3	
N of Valid	169	203	150	125	647	
N of Miss	17	16	12	18	63	

Table 171: If you drank alcohol (not just a sip or taste) in the past year, how did you usually get it?












Response	6	8	10	12	Total	
I did not drink alcohol in the past year	90.5	80.1	51.3	39.4	68.2	
I bought it myself with a fake ID	0.6	0.0	0.0	0.0	0.2	
I bought it myself without a fake ID	0.0	0.0	0.0	0.8	0.2	
I got it from someone I know age 21 or older	1.8	4.4	22.0	31.5	13.1	
I got it from someone I know under age 21	0.0	1.5	6.7	7.1	3.4	
I got it from my brother or sister	0.0	0.5	0.7	1.6	0.6	
I got it from home with my parents' permission	2.4	4.4	3.3	4.7	3.7	
I got it from home without my parents' permission	1.8	3.4	2.0	0.8	2.2	
I got it from another relative	0.0	2.4	4.7	6.3	3.1	
A stranger bought it for me	0.0	0.5	0.0	0.0	0.2	
I took it from a store or shop	0.0	0.0	0.0	0.0	0.0	
Other	3.0	2.9	9.3	7.9	5.4	
N of Valid	168	206	150	127	651	
N of Miss	21	18	13	17	69	

Table 172: If you drank alcohol (not just a sip or taste) in the past year, where did you usually drink it?











Response	6	8	10	12	Total	
I did not drink alcohol in the past year	90.4	81.4	52.0	42.1	69.3	
at my home	6.0	10.8	12.2	16.7	11.0	
at someone else's home	1.2	4.9	28.4	30.2	14.3	
at an open area like a park, beach, field, back road, woods, or a street corner	0.0	2.5	5.4	5.6	3.1	
at a sporting event or concert	0.0	0.5	0.0	0.8	0.3	
at a restaurant, bar, or a nightclub	0.0	0.0	0.7	1.6	0.5	
at an empty building or a construction site	1.8	0.0	0.0	0.0	0.5	
at a hotel/motel	0.0	0.0	1.4	0.0	0.3	
in a car	0.6	0.0	0.0	1.6	0.5	
at school	0.0	0.0	0.0	1.6	0.3	
N of Valid	167	204	148	126	645	
N of Miss	22	20	15	18	75	

Table 173: During the last month, about how many marijuana cigarettes, or the equivalent, did you smoke a day, on the average?








Response	6	8	10	12	Total	
None	99.4	91.6	89.3	85.0	91.8	
Less than 1 a day	0.6	4.4	3.4	3.1	2.9	
1 a day	0.0	0.5	0.7	0.8	0.5	
2-3 a day	0.0	1.5	2.0	3.1	1.5	
4-6 a day	0.0	1.0	3.4	1.6	1.4	
7-10 a day	0.0	0.0	0.7	2.4	0.6	
11 or more a day	0.0	1.0	0.7	3.9	1.2	
N of Valid	171	203	149	127	650	
N of Miss	18	21	15	17	71	

Table 174: How wrong would most adults (over 21) in your neighborhood think it is for kids your age: to use marijuana?

Response	6	8	10	12	Total	
Very wrong	93.0	83.3	64.9	61.9	77.5	
Wrong	5.3	8.9	20.3	21.4	13.0	
A little bit wrong	1.2	5.4	10.8	14.3	7.3	
Not wrong at all	0.6	2.5	4.1	2.4	2.3	
N of Valid	171	203	148	126	648	
N of Miss	18	21	16	18	73	

Table 175: How wrong would most adults (over 21) in your neighborhood think it is for kids your age: to drink alcohol?

Response	6	8	10	12	Total	
Very wrong	84.2	70.0	45.3	38.9	62.0	
Wrong	9.9	10.3	25.7	23.8	16.4	
A little bit wrong	5.3	14.3	18.9	23.8	14.8	
Not wrong at all	0.6	5.4	10.1	13.5	6.8	
N of Valid	171	203	148	126	648	
N of Miss	18	21	16	18	73	

Table 176: How wrong would most adults (over 21) in your neighborhood think it is for kids your age: to smoke cigarettes?

Response	6	8	10	12	Total	
Very wrong	84.8	72.4	49.7	38.1	63.8	
Wrong	8.2	11.3	21.8	26.2	15.8	
A little bit wrong	7.0	8.9	17.7	21.4	12.8	
Not wrong at all	0.0	7.4	10.9	14.3	7.6	
N of Valid	171	203	147	126	647	
N of Miss	18	21	17	18	74	

Table 177: How much do each of the following statements describe your neighborhood? crime and/or drug selling

Response	6	8	10	12	Total	
NO!	81.7	72.8	58.6	60.5	69.5	
no	14.2	17.3	24.1	20.2	18.6	
yes	2.4	5.4	13.1	15.3	8.3	
YES!	1.8	4.5	4.1	4.0	3.6	
N of Valid	169	202	145	124	640	
N of Miss	20	21	18	20	79	

Table 178: How much do each of the following statements describe your neighborhood? fights

Response	6	8	10	12	Total	
NO!	68.3	63.1	56.3	49.6	60.3	
no	13.8	15.8	25.0	34.1	20.9	
yes	15.6	14.8	13.9	13.8	14.6	
YES!	2.4	6.4	4.9	2.4	4.2	
N of Valid	167	203	144	123	637	
N of Miss	21	21	19	21	82	

Table 179: How much do each of the following statements describe your neighborhood? lots of empty or abandoned buildings

Response	6	8	10	12	Total	
NO!	72.8	70.4	60.4	57.3	66.3	
no	18.9	17.2	29.9	32.3	23.4	
yes	7.7	10.8	9.0	8.9	9.2	
YES!	0.6	1.5	0.7	1.6	1.1	
N of Valid	169	203	144	124	640	
N of Miss	20	21	20	20	81	

Table 180: How much do each of the following statements describe your neighborhood? lots of graffiti

Response	6	8	10	12	Total	
NO!	84.8	83.7	72.2	70.7	78.9	
no	13.3	12.9	24.3	29.3	18.8	
yes	1.2	3.0	2.1	0.0	1.7	
YES!	0.6	0.5	1.4	0.0	0.6	
N of Valid	165	202	144	123	634	
N of Miss	24	22	20	21	87	

Table 181: If I had to move, I would miss the neighborhood I now live in.

Response	6	8	10	12	Total	
NO!	12.4	16.7	19.4	14.6	15.8	
no	10.1	12.8	18.1	19.5	14.6	
yes	26.6	20.2	31.3	35.8	27.4	
YES!	50.9	50.2	31.3	30.1	42.3	
N of Valid	169	203	144	123	639	
N of Miss	20	21	20	21	82	

Table 182: My neighbors notice when I am doing a good job and let me know about it.

Response	6	8	10	12	Total	
NO!	40.7	37.8	35.2	31.7	36.8	
no	28.1	34.3	43.7	39.2	35.7	
yes	14.4	18.9	13.4	24.2	17.5	
YES!	16.8	9.0	7.7	5.0	10.0	
N of Valid	167	201	142	120	630	
N of Miss	21	23	22	23	89	



Table 183: I like my neighborhood.

Response	6	8	10	12	Total	
NO!	11.3	12.8	18.2	9.1	12.9	
no	7.7	5.4	15.4	11.6	9.4	
yes	31.0	32.5	42.0	44.6	36.5	
YES!	50.0	49.3	24.5	34.7	41.1	
N of Valid	168	203	143	121	635	
N of Miss	21	21	21	23	86	

Table 184: There are lots of adults in my neighborhood I could talk to about something important.

Response	6	8	10	12	Total	
NO!	23.0	26.7	23.2	28.1	25.2	
no	23.6	21.8	29.6	26.4	24.9	
yes	26.1	27.7	32.4	33.9	29.5	
YES!	27.3	23.8	14.8	11.6	20.3	
N of Valid	165	202	142	121	630	
N of Miss	24	22	22	23	91	

Table 185: I'd like to get out of my neighborhood.

Response	6	8	10	12	Total	
NO!	53.0	52.2	29.8	31.1	43.4	
no	24.4	27.4	35.5	37.7	30.4	
yes	14.3	11.9	17.0	21.3	15.5	
YES!	8.3	8.5	17.7	9.8	10.8	
N of Valid	168	201	141	122	632	
N of Miss	21	23	23	22	89	

Table 186: There are people in my neighborhood who are proud of me when I do something well.





Response	6	8	10	12	Total	
NO!	22.0	28.5	22.5	25.8	24.9	
no	23.8	22.5	32.4	28.3	26.2	
yes	30.5	29.0	28.9	35.0	30.5	
YES!	23.8	20.0	16.2	10.8	18.4	
N of Valid	164	200	142	120	626	
N of Miss	25	23	22	24	94	

Table 187: There are people in my neighborhood who encourage me to do my best.





Response	6	8	10	12	Total	
NO!	21.7	24.5	22.5	21.7	22.8	
no	21.1	20.5	27.5	24.2	22.9	
yes	27.7	29.0	31.0	38.3	30.9	
YES!	29.5	26.0	19.0	15.8	23.4	
N of Valid	166	200	142	120	628	
N of Miss	23	23	22	24	92	

Table 188: I feel safe in my neighborhood.





Response	6	8	10	12	Total	
NO!	9.1	6.5	11.3	5.8	8.1	
no	11.5	10.9	9.9	12.4	11.1	
yes	32.1	38.8	45.1	47.9	40.2	
YES!	47.3	43.8	33.8	33.9	40.5	
N of Valid	165	201	142	121	629	
N of Miss	24	23	22	23	92	

Table 189: Which of the following activities for people your age are available in your community? sports teams?



Response	6	8	10	12	Total	
No	20.0	14.9	9.8	16.9	15.5	
Yes	80.0	85.1	90.2	83.1	84.5	
N of Valid	165	201	143	124	633	
N of Miss	24	23	21	20	88	

Table 190: Which of the following activities for people your age are available in your community? scouting?



Response	6	8	10	12	Total	
No	45.4	56.2	64.0	66.9	57.3	
Yes	54.6	43.8	36.0	33.1	42.7	
N of Valid	163	201	139	124	627	
N of Miss	26	23	25	20	94	

Table 191: Which of the following activities for people your age are available in your community? boys and girls clubs?



Response	6	8	10	12	Total	
No	61.9	58.7	65.7	64.2	62.2	
Yes	38.1	41.3	34.3	35.8	37.8	
N of Valid	155	201	137	123	616	
N of Miss	34	23	27	21	105	

Table 192: Which of the following activities for people your age are available in your community? 4-H clubs?



Response	6	8	10	12	Total	
No	67.1	42.4	33.8	40.2	46.3	
Yes	32.9	57.6	66.2	59.8	53.7	
N of Valid	155	198	139	122	614	
N of Miss	34	26	25	21	106	

Table 193: Which of the following activities for people your age are available in your community? service clubs?



Response	6	8	10	12	Total	
No	66.0	50.3	51.8	40.7	52.6	
Yes	34.0	49.7	48.2	59.3	47.4	
N of Valid	153	199	141	123	616	
N of Miss	36	25	23	21	105	

Table 194: If a kid smoked marijuana in your neighborhood would he or she be caught by the police?





Response	6	8	10	12	Total	
NO!	10.8	20.9	23.6	21.1	19.0	
no	22.9	26.9	49.3	59.3	37.4	
yes	22.3	32.3	17.1	13.8	22.7	
YES!	43.9	19.9	10.0	5.7	20.9	
N of Valid	157	201	140	123	621	
N of Miss	32	23	23	21	99	

Table 195: If a kid drank some beer, wine or hard liquor (for example, vodka, whiskey, or gin) in your neighborhood would he or she be caught by the police?





Response	6	8	10	12	Total	
NO!	14.6	25.9	30.0	24.6	23.7	
no	31.2	36.8	57.1	59.8	44.5	
yes	22.9	23.4	8.6	9.8	17.3	
YES!	31.2	13.9	4.3	5.7	14.5	
N of Valid	157	201	140	122	620	
N of Miss	32	23	24	22	101	

Table 196: If a kid carried a handgun in your neighborhood would he or she be caught by the police?





Response	6	8	10	12	Total	
NO!	10.2	17.0	20.0	17.9	16.1	
no	20.4	28.5	32.1	48.0	31.1	
yes	26.8	26.0	30.0	17.9	25.5	
YES!	42.7	28.5	17.9	16.3	27.3	
N of Valid	157	200	140	123	620	
N of Miss	32	24	24	21	101	

Table 197: If you wanted to get some cigarettes, how easy would it be for you to get some?





Response	6	8	10	12	Total	
Very hard	73.6	52.1	30.9	11.5	44.8	
Sort of hard	6.3	10.8	15.8	16.4	11.9	
Sort of easy	8.8	12.9	19.4	17.2	14.2	
Very easy	11.3	24.2	33.8	54.9	29.2	
N of Valid	159	194	139	122	614	
N of Miss	30	30	25	22	107	

Table 198: If you wanted to get some beer, wine or hard liquor (for example, vodka, whiskey, or gin), how easy would it be for you to get some?





Response	6	8	10	12	Total	
Very hard	74.2	44.8	25.9	10.7	41.3	
Sort of hard	8.2	14.1	16.5	16.4	13.6	
Sort of easy	6.9	18.8	21.6	29.5	18.5	
Very easy	10.7	22.4	36.0	43.4	26.6	
N of Valid	159	192	139	122	612	
N of Miss	30	32	25	22	109	

Table 199: If you wanted to get a drug like cocaine, LSD, or amphetamines, how easy would it be for you to get some?





Response	6	8	10	12	Total	
Very hard	90.6	80.5	65.5	52.8	74.1	
Sort of hard	3.8	12.1	18.0	22.0	13.3	
Sort of easy	3.8	4.7	8.6	10.6	6.5	
Very easy	1.9	2.6	7.9	14.6	6.1	
N of Valid	159	190	139	123	611	
N of Miss	30	34	25	21	110	

Table 200: If you wanted to get a handgun, how easy would it be for you to get one?





Response	6	8	10	12	Total	
Very hard	73.0	69.5	58.7	42.6	62.6	
Sort of hard	10.1	10.5	14.5	24.6	14.1	
Sort of easy	7.5	10.0	12.3	19.7	11.8	
Very easy	9.4	10.0	14.5	13.1	11.5	
N of Valid	159	190	138	122	609	
N of Miss	30	34	26	22	112	

Table 201: If you wanted to get some marijuana, how easy would it be for you to get some?





Response	6	8	10	12	Total	
Very hard	87.4	68.2	39.4	29.3	58.9	
Sort of hard	3.1	7.8	13.1	18.7	10.0	
Sort of easy	4.4	9.4	16.1	11.4	10.0	
Very easy	5.0	14.6	31.4	40.7	21.1	
N of Valid	159	192	137	123	611	
N of Miss	30	32	26	21	109	

Table 202: During the past 12 months, have you participated in any alcohol prevention programs or seen any alcohol prevention messages in your school or community? Yes, a school-based program focused on preventing underage drinking and/or drinking and driving.



Response	6	8	10	12	Total	
No	60.3	62.5	68.9	64.6	63.8	
Yes	39.7	37.5	31.1	35.4	36.2	
N of Valid	189	224	164	144	721	
N of Miss	0	0	0	0	0	

Table 203: During the past 12 months, have you participated in any alcohol prevention programs or seen any alcohol prevention messages in your school or community? Yes, a community-based program focused on preventing underage drinking and/or drinking and driving (for example, through your church or temple or through youth groups like Boys and Girls Club or 4-H).



Response	6	8	10	12	Total	
No	89.9	88.8	95.1	92.4	91.3	
Yes	10.1	11.2	4.9	7.6	8.7	
N of Valid	189	224	164	144	721	
N of Miss	0	0	0	0	0	

Table 204: During the past 12 months, have you participated in any alcohol prevention programs or seen any alcohol prevention messages in your school or community? Yes, a media campaign addressing underage drinking and/or drinking and driving (for example, newspaper ads, posters, pamphlets, radio, TV).



Response	6	8	10	12	Total	
No	90.5	89.3	92.1	92.4	90.8	
Yes	9.5	10.7	7.9	7.6	9.2	
N of Valid	189	224	164	144	721	
N of Miss	0	0	0	0	0	

Table 205: During the past 12 months, have you participated in any alcohol prevention programs or seen any alcohol prevention messages in your school or community? No



Response	6	8	10	12	Total	
No	56.1	58.9	50.0	53.5	55.1	
Yes	43.9	41.1	50.0	46.5	44.9	
N of Valid	189	224	164	144	721	
N of Miss	0	0	0	0	0	

Table 206: How wrong do your parents feel it would be for YOU to: drink beer, wine or hard liquor (for example, vodka, whiskey or gin) regularly?

Response	6	8	10	12	Total	
Very wrong	87.3	81.3	67.6	54.6	74.7	
Wrong	7.3	12.4	21.6	18.5	14.3	
A little bit wrong	4.2	4.1	8.6	20.2	8.3	
Not wrong at all	1.2	2.1	2.2	6.7	2.8	
N of Valid	165	193	139	119	616	
N of Miss	24	31	25	25	105	

Table 207: How wrong do your parents feel it would be for YOU to: smoke cigarettes?

Response	6	8	10	12	Total	
Very wrong	89.7	89.1	77.0	65.5	82.0	
Wrong	7.3	5.2	16.5	16.8	10.6	
A little bit wrong	1.8	4.7	5.0	10.1	5.0	
Not wrong at all	1.2	1.0	1.4	7.6	2.4	
N of Valid	165	193	139	119	616	
N of Miss	24	31	25	25	105	

Table 208: How wrong do your parents feel it would be for YOU to: smoke marijuana?

Response	6	8	10	12	Total	
Very wrong	95.2	94.8	89.1	79.8	90.7	
Wrong	3.0	2.6	8.7	9.2	5.4	
A little bit wrong	0.6	1.0	2.2	6.7	2.3	
Not wrong at all	1.2	1.6	0.0	4.2	1.6	
N of Valid	165	193	138	119	615	
N of Miss	24	31	26	25	106	



Table 209: How wrong do your parents feel it would be for YOU to: steal something worth more than \$5?





Response	6	8	10	12	Total	
Very wrong	86.6	84.5	85.6	84.9	85.4	
Wrong	8.5	13.0	11.5	11.8	11.2	
A little bit wrong	3.0	1.6	2.2	2.5	2.3	
Not wrong at all	1.8	1.0	0.7	0.8	1.1	
N of Valid	164	193	139	119	615	
N of Miss	25	31	25	25	106	

Table 210: How wrong do your parents feel it would be for YOU to: draw graffiti, write things, or draw pictures on buildings or other property (without the owner's permission)?





Response	6	8	10	12	Total	
Very wrong	89.6	90.2	85.6	80.7	87.2	
Wrong	6.1	5.7	10.8	10.9	8.0	
A little bit wrong	3.0	3.1	2.2	5.9	3.4	
Not wrong at all	1.2	1.0	1.4	2.5	1.5	
N of Valid	164	193	139	119	615	
N of Miss	25	31	25	25	106	

Table 211: How wrong do your parents feel it would be for YOU to: pick a fight with someone?





Response	6	8	10	12	Total	
Very wrong	74.2	62.7	58.3	55.5	63.4	
Wrong	16.6	18.1	27.3	25.2	21.2	
A little bit wrong	6.1	13.5	14.4	13.4	11.7	
Not wrong at all	3.1	5.7	0.0	5.9	3.7	
N of Valid	163	193	139	119	614	
N of Miss	26	31	25	25	107	

Table 212: During the past 12 months, have you talked with at least one of your parents about the dangers of underage drinking and/or drinking and driving? By parents, we mean either your biological parents, adoptive parents, stepparents, or adult guardians - whether or not they live with you.



Response	6	8	10	12	Total	
No	57.1	58.7	63.4	55.1	58.6	
Yes	42.9	41.3	36.6	44.9	41.4	
N of Valid	154	184	134	118	590	
N of Miss	35	40	30	26	131	

Table 213: Have any of your brothers or sisters ever: drunk beer, wine or hard liquor (for example, vodka, whiskey or gin)?




Response	6	8	10	12	Total	
No	76.7	57.9	43.3	34.5	55.0	
Yes	17.6	37.4	54.5	61.3	40.7	
I don't have any brothers or sisters	5.7	4.7	2.2	4.2	4.3	
N of Valid	159	190	134	119	602	
N of Miss	30	34	29	25	118	

Table 214: Have any of your brothers or sisters ever: smoked marijuana?




Response	6	8	10	12	Total	
No	88.2	83.2	70.4	66.9	78.4	
Yes	6.2	12.1	27.4	28.9	17.3	
I don't have any brothers or sisters	5.6	4.7	2.2	4.1	4.3	
N of Valid	161	190	135	121	607	
N of Miss	28	34	29	23	114	

Table 215: Have any of your brothers or sisters ever: smoked cigarettes?




Response	6	8	10	12	Total	
No	77.8	69.5	57.5	54.5	66.1	
Yes	16.7	25.8	40.3	41.3	29.7	
I don't have any brothers or sisters	5.6	4.7	2.2	4.1	4.3	
N of Valid	162	190	134	121	607	
N of Miss	27	34	29	23	113	

Table 216: Have any of your brothers or sisters ever: taken a handgun to school?




Response	6	8	10	12	Total	
No	95.0	94.7	97.0	95.9	95.5	
Yes	0.0	0.5	0.7	0.0	0.3	
I don't have any brothers or sisters	5.0	4.7	2.2	4.1	4.1	
N of Valid	159	190	134	121	604	
N of Miss	30	34	29	23	116	

Table 217: Have any of your brothers or sisters ever: been suspended or expelled from school?




Response	6	8	10	12	Total	
No	79.4	72.0	70.7	70.0	73.3	
Yes	15.6	22.8	27.1	25.8	22.4	
I don't have any brothers or sisters	5.0	5.3	2.3	4.2	4.3	
N of Valid	160	189	133	120	602	
N of Miss	29	35	30	24	118	

Table 218: The rules in my family are clear.





Response	6	8	10	12	Total	
NO!	3.1	2.7	2.9	5.0	3.3	
no	9.2	9.6	14.6	10.0	10.7	
yes	33.1	29.3	41.6	45.8	36.3	
YES!	54.6	58.5	40.9	39.2	49.7	
N of Valid	163	188	137	120	608	
N of Miss	26	36	27	24	113	

Table 219: People in my family often insult or yell at each other.

Response	6	8	10	12	Total	
NO!	39.9	30.2	20.6	23.3	29.3	
no	31.9	33.9	41.9	40.8	36.5	
yes	22.1	21.7	25.0	27.5	23.7	
YES!	6.1	14.3	12.5	8.3	10.5	
N of Valid	163	189	136	120	608	
N of Miss	26	35	28	24	113	

Table 220: When I am not at home, one of my parents knows where I am and who I am with.

Response	6	8	10	12	Total	
NO!	2.5	3.2	5.3	2.5	3.3	
no	4.9	4.8	9.0	12.5	7.3	
yes	25.9	26.2	45.1	50.8	35.2	
YES!	66.7	65.8	40.6	34.2	54.2	
N of Valid	162	187	133	120	602	
N of Miss	26	37	31	24	118	

Table 221: We argue about the same things in my family over and over.

Response	6	8	10	12	Total	
NO!	36.3	27.4	17.0	15.8	25.1	
no	36.9	34.4	35.6	38.3	36.1	
yes	20.0	23.1	31.9	36.7	27.0	
YES!	6.9	15.1	15.6	9.2	11.8	
N of Valid	160	186	135	120	601	
N of Miss	28	38	29	24	119	

Table 222: If you drank some beer or wine or liquor (for example, vodka, whiskey, or gin) without your parents' permission, would you be caught by your parents?

Response	6	8	10	12	Total
NO!	8.8	9.8	9.8	14.3	10.4
no	5.7	15.8	42.1	37.8	23.4
yes	14.5	17.4	27.1	28.6	21.0
YES!	71.1	57.1	21.1	19.3	45.2
N of Valid	159	184	133	119	595
N of Miss	29	40	31	25	125

Table 223: My family has clear rules about alcohol and drug use.

Response	6	8	10	12	Total
NO!	1.9	7.1	3.7	5.0	4.5
no	5.0	4.9	15.7	12.6	8.9
yes	20.5	20.7	39.6	40.3	28.8
YES!	72.7	67.4	41.0	42.0	57.9
N of Valid	161	184	134	119	598
N of Miss	28	40	30	24	122

Table 224: If you carried a handgun without your parents' permission, would you be caught by your parents?

Response	6	8	10	12	Total
NO!	4.3	8.7	6.0	10.9	7.3
no	1.2	4.9	16.4	17.6	9.0
yes	17.3	13.6	29.9	28.6	21.2
YES!	77.2	72.8	47.8	42.9	62.4
N of Valid	162	184	134	119	599
N of Miss	27	40	30	25	122

Table 225: If you skipped school would you be caught by your parents?





Response	6	8	10	12	Total	
NO!	3.8	5.4	7.5	12.6	6.9	
no	5.7	9.7	18.0	18.5	12.2	
yes	14.5	16.2	30.8	35.3	22.8	
YES!	76.1	68.6	43.6	33.6	58.1	
N of Valid	159	185	133	119	596	
N of Miss	29	39	31	25	124	

Table 226: Do you feel very close to your mother?





Response	6	8	10	12	Total	
NO!	5.0	8.2	7.5	12.0	7.9	
no	8.1	12.1	18.0	10.3	12.0	
yes	19.4	20.9	27.8	36.8	25.2	
YES!	67.5	58.8	46.6	41.0	54.9	
N of Valid	160	182	133	117	592	
N of Miss	29	42	30	26	127	

Table 227: Do you share your thoughts and feelings with your mother?





Response	6	8	10	12	Total	
NO!	11.1	14.2	13.5	13.4	13.1	
no	19.8	22.4	27.8	26.1	23.6	
yes	25.3	25.1	27.8	29.4	26.6	
YES!	43.8	38.3	30.8	31.1	36.7	
N of Valid	162	183	133	119	597	
N of Miss	27	41	31	25	124	

Table 228: My parents ask me what I think before most family decisions affecting me are made.

Response	6	8	10	12	Total	
NO!	17.4	13.1	15.0	11.9	14.4	
no	20.0	22.4	31.6	21.2	23.6	
yes	30.3	31.1	32.3	45.8	34.1	
YES!	32.3	33.3	21.1	21.2	27.8	
N of Valid	155	183	133	118	589	
N of Miss	34	41	31	25	131	

Table 229: Do you share your thoughts and feelings with your father?

Response	6	8	10	12	Total	
NO!	19.8	27.5	28.8	25.2	25.2	
no	24.1	19.2	32.6	29.4	25.5	
yes	25.3	25.3	21.2	27.7	24.9	
YES!	30.9	28.0	17.4	17.6	24.4	
N of Valid	162	182	132	119	595	
N of Miss	27	42	32	25	126	

Table 230: Do you enjoy spending time with your mother?

Response	6	8	10	12	Total	
NO!	3.1	4.9	7.5	8.5	5.7	
no	7.5	7.7	14.2	11.1	9.8	
yes	23.8	31.9	45.5	42.7	34.9	
YES!	65.6	55.5	32.8	37.6	49.6	
N of Valid	160	182	134	117	593	
N of Miss	29	42	30	26	127	

Table 231: Do you enjoy spending time with your father?





Response	6	8	10	12	Total	
NO!	8.2	13.7	17.4	16.2	13.6	
no	8.2	6.0	12.1	16.2	10.0	
yes	23.4	26.4	40.9	33.3	30.2	
YES!	60.1	53.8	29.5	34.2	46.2	
N of Valid	158	182	132	117	589	
N of Miss	31	42	32	26	131	

Table 232: If I had a personal problem, I could ask my mom or dad for help.





Response	6	8	10	12	Total	
NO!	3.8	11.5	9.1	10.1	8.6	
no	5.6	10.9	15.9	13.4	11.1	
yes	21.3	23.5	38.6	37.8	29.1	
YES!	69.4	54.1	36.4	38.7	51.2	
N of Valid	160	183	132	119	594	
N of Miss	29	41	32	25	127	

Table 233: Do you feel very close to your father?





Response	6	8	10	12	Total	
NO!	8.0	17.0	22.9	17.8	16.0	
no	10.5	10.4	24.4	25.4	16.5	
yes	24.7	22.0	22.9	23.7	23.3	
YES!	56.8	50.5	29.8	33.1	44.2	
N of Valid	162	182	131	118	593	
N of Miss	27	42	33	26	128	



Table 234: My parents give me lots of chances to do fun things with them.

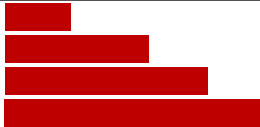
Response	6	8	10	12	Total	
NO!	3.8	6.6	12.1	12.6	8.3	
no	13.8	15.8	30.3	28.6	21.1	
yes	31.4	25.7	31.8	37.0	30.9	
YES!	50.9	51.9	25.8	21.8	39.8	
N of Valid	159	183	132	119	593	
N of Miss	30	41	32	25	128	

Table 235: My parents ask if I've gotten my homework done.


Response	6	8	10	12	Total	
NO!	4.3	5.6	5.9	10.1	6.2	
no	7.3	12.2	14.8	21.8	13.4	
yes	22.0	27.2	44.4	45.4	33.3	
YES!	66.5	55.0	34.8	22.7	47.2	
N of Valid	164	180	135	119	598	
N of Miss	25	44	29	25	123	

Table 236: People in my family have serious arguments.

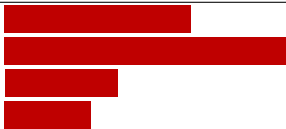
Response	6	8	10	12	Total	
NO!	37.3	35.6	17.2	16.8	28.1	
no	35.4	37.2	54.5	55.5	44.3	
yes	14.3	15.6	15.7	19.3	16.0	
YES!	13.0	11.7	12.7	8.4	11.6	
N of Valid	161	180	134	119	594	
N of Miss	27	44	30	25	126	

Table 237: Would your parents know if you did not come home on time?

Response	6	8	10	12	Total	
NO!	3.7	5.0	6.8	5.1	5.0	
no	11.6	12.8	11.3	10.2	11.6	
yes	22.0	23.9	45.1	47.5	32.8	
YES!	62.8	58.3	36.8	37.3	50.6	
N of Valid	164	180	133	118	595	
N of Miss	25	44	31	26	126	

Table 238: It is important to be honest with your parents, even if they become upset or you get punished.

Response	6	8	10	12	Total	
NO!	3.7	5.6	5.3	4.2	4.7	
no	3.1	3.9	12.8	5.9	6.1	
yes	22.8	28.1	42.1	51.7	34.5	
YES!	70.4	62.4	39.8	38.1	54.7	
N of Valid	162	178	133	118	591	
N of Miss	27	46	31	26	130	

Table 239: My parents notice when I am doing a good job and let me know about it.

Response	6	8	10	12	Total	
Never or Almost Never	6.1	7.3	14.1	12.0	9.4	
Sometimes	23.8	26.8	33.3	36.8	29.4	
Often	21.3	33.0	25.9	30.8	27.7	
All the time	48.8	33.0	26.7	20.5	33.4	
N of Valid	164	179	135	117	595	
N of Miss	25	45	29	27	126	

Table 240: How often do your parents tell you they're proud of you for something you've done?





Response	6	8	10	12	Total	
Never or Almost Never	6.2	6.7	15.6	17.4	10.7	
Sometimes	21.0	24.7	28.1	30.4	25.6	
Often	27.8	30.3	31.9	34.8	30.8	
All the time	45.1	38.2	24.4	17.4	32.9	
N of Valid	162	178	135	115	590	
N of Miss	27	46	29	29	131	

Table 241: How many brothers and sisters, including stepbrothers and stepsisters, do you have that are younger than you?








Response	6	8	10	12	Total	
0	31.1	32.0	32.3	38.3	33.0	
1	31.7	30.9	25.4	26.1	28.9	
2	18.6	17.1	17.7	14.8	17.2	
3	5.0	9.1	13.1	8.7	8.8	
4	5.6	4.6	2.3	7.0	4.8	
5	3.7	4.0	5.4	1.7	3.8	
6 or more	4.3	2.3	3.8	3.5	3.4	
N of Valid	161	175	130	115	581	
N of Miss	28	49	34	29	140	

Table 242: How many brothers and sisters, including stepbrothers and stepsisters, do you have that are older than you?








Response	6	8	10	12	Total	
0	32.5	29.7	27.3	33.9	30.8	
1	25.2	27.4	25.8	26.1	26.2	
2	18.4	18.9	19.7	22.6	19.7	
3	6.1	6.9	9.8	6.1	7.2	
4	9.8	6.9	10.6	3.5	7.9	
5	3.1	3.4	3.0	0.9	2.7	
6 or more	4.9	6.9	3.8	7.0	5.6	
N of Valid	163	175	132	115	585	
N of Miss	26	49	32	29	136	

Table 243: Have you changed homes in the past year (the last 12 months)?



Response	6	8	10	12	Total	
No	76.4	76.3	78.6	84.3	78.4	
Yes	23.6	23.7	21.4	15.7	21.6	
N of Valid	161	173	131	115	580	
N of Miss	28	51	33	29	141	

Table 244: How many times have you changed homes since kindergarten?






Response	6	8	10	12	Total	
Never	38.5	34.3	29.9	31.3	33.9	
1 or 2 times	29.2	30.8	36.2	27.8	31.0	
3 or 4 times	20.5	16.9	13.4	18.3	17.4	
5 or 6 times	8.1	8.1	8.7	9.6	8.5	
7 or more times	3.7	9.9	11.8	13.0	9.2	
N of Valid	161	172	127	115	575	
N of Miss	28	52	37	29	146	

Table 245: Have you changed schools (including changing from elementary to middle and middle to high school) in the past year?



Response	6	8	10	12	Total	
No	69.0	64.7	75.8	89.5	73.3	
Yes	31.0	35.3	24.2	10.5	26.7	
N of Valid	158	173	128	114	573	
N of Miss	31	51	36	30	148	

Table 246: How many times have you changed schools since kindergarten (including changing from elementary to middle and middle to high school)?






Response	6	8	10	12	Total	
Never	31.6	28.9	27.6	36.0	30.8	
1 or 2 times	24.1	23.7	18.9	17.1	21.4	
3 or 4 times	28.5	31.8	26.0	19.8	27.2	
5 or 6 times	12.7	6.9	18.9	16.2	13.0	
7 or more times	3.2	8.7	8.7	10.8	7.6	
N of Valid	158	173	127	111	569	
N of Miss	31	51	37	32	151	

Table 247: Has anyone in your family ever had severe alcohol or drug problems?



Response	6	8	10	12	Total	
No	67.9	64.9	50.8	50.0	59.7	
Yes	32.1	35.1	49.2	50.0	40.3	
N of Valid	159	171	126	112	568	
N of Miss	30	53	38	32	153	

Table 248: About how many adults (over 21) have you known personally who in the past year have: used marijuana, crack, cocaine, or other drugs?






Response	6	8	10	12	Total	
0	77.5	66.3	48.8	37.5	60.0	
1	8.1	16.6	18.2	18.8	14.9	
2	5.6	7.1	9.1	17.0	9.1	
3-4	2.5	4.7	9.9	11.6	6.6	
5+	6.3	5.3	14.0	15.2	9.4	
N of Valid	160	169	121	112	562	
N of Miss	29	55	43	32	159	

Table 249: About how many adults (over 21) have you known personally who in the past year have: sold or dealt drugs?






Response	6	8	10	12	Total	
0	88.7	74.4	64.5	51.8	71.8	
1	5.0	13.7	11.6	19.6	12.0	
2	1.9	4.8	8.3	12.5	6.3	
3-4	0.0	3.6	5.8	8.9	4.1	
5+	4.4	3.6	9.9	7.1	5.9	
N of Valid	159	168	121	112	560	
N of Miss	29	56	43	32	160	

Table 250: About how many adults (over 21) have you known personally who in the past year have: done other things that could get them in trouble with the police, like stealing, selling stolen goods, mugging or assaulting others, etc.?






Response	6	8	10	12	Total	
0	79.0	69.8	55.4	57.1	66.7	
1	9.6	16.6	21.5	17.0	15.7	
2	7.0	5.3	8.3	8.9	7.2	
3-4	1.9	3.0	3.3	3.6	2.9	
5+	2.5	5.3	11.6	13.4	7.5	
N of Valid	157	169	121	112	559	
N of Miss	32	55	43	32	162	

Table 251: About how many adults (over 21) have you known personally who in the past year have: gotten drunk or high?






Response	6	8	10	12	Total	
0	55.7	45.2	28.3	21.4	39.8	
1	15.2	19.6	19.2	15.2	17.4	
2	11.4	13.1	10.8	13.4	12.2	
3-4	3.8	4.2	7.5	16.1	7.2	
5+	13.9	17.9	34.2	33.9	23.5	
N of Valid	158	168	120	112	558	
N of Miss	31	56	44	32	163	

Table 252: Have you seen or heard information about underage drinking in the past 12 months from the following sources? Radio



Response	6	8	10	12	Total	
No	56.1	46.3	39.3	44.6	47.3	
Yes	43.9	53.7	60.7	55.4	52.7	
N of Valid	157	164	117	112	550	
N of Miss	32	60	47	32	171	

Table 253: Have you seen or heard information about underage drinking in the past 12 months from the following sources? TV.



Response	6	8	10	12	Total	
No	23.7	26.1	20.5	24.3	23.9	
Yes	76.3	73.9	79.5	75.7	76.1	
N of Valid	156	165	117	111	549	
N of Miss	32	59	47	33	171	

Table 254: Have you seen or heard information about underage drinking in the past 12 months from the following sources? Print. This includes information on underage drinking you may have seen in the newspaper, on a billboard, in pamphlets, on stickers, etc.



Response	6	8	10	12	Total	
No	48.4	45.5	35.6	36.0	42.3	
Yes	51.6	54.5	64.4	64.0	57.7	
N of Valid	155	165	118	111	549	
N of Miss	34	59	46	33	172	

Table 255: Have you seen or heard information about underage drinking in the past 12 months from the following sources? Website or social media? (Facebook, Myspace, website, etc.)



Response	6	8	10	12	Total	
No	57.1	46.7	38.1	41.4	46.7	
Yes	42.9	53.3	61.9	58.6	53.3	
N of Valid	154	165	118	111	548	
N of Miss	35	59	46	32	172	

Table 256: The next questions ask about your opinions of the information you saw or heard. If you have seen or heard more than one ad, please think about your favorite ad when answering these questions. The information about underage drinking that I saw or heard was convincing.

Response	6	8	10	12	Total	
NO!	17.3	20.1	13.8	20.9	18.1	
no	10.3	10.7	20.7	19.1	14.4	
yes	20.5	26.4	38.8	38.2	29.8	
YES!	30.8	30.8	17.2	10.9	23.8	
I have not seen or heard any ads about underage drinking in the past 12 months.	21.2	11.9	9.5	10.9	13.9	
N of Valid	156	159	116	110	541	
N of Miss	33	65	48	34	180	

Table 257: The next questions ask about your opinions of the information you saw or heard. If you have seen or heard more than one ad, please think about your favorite ad when answering these questions. The information about underage drinking that I saw or heard grabbed my attention.

Response	6	8	10	12	Total	
NO!	16.0	20.9	9.5	21.8	17.2	
no	10.9	13.3	25.9	19.1	16.5	
yes	17.9	25.3	35.3	34.5	27.2	
YES!	36.5	29.7	19.8	14.5	26.5	
I have not seen or heard any ads about underage drinking in the past 12 months.	18.6	10.8	9.5	10.0	12.6	
N of Valid	156	158	116	110	540	
N of Miss	33	66	48	34	181	

Table 258: The next questions ask about your opinions of the information you saw or heard. If you have seen or heard more than one ad, please think about your favorite ad when answering these questions. The information about underage drinking that I saw or heard said something important to me.

Response	6	8	10	12	Total	
NO!	14.0	19.6	11.2	21.8	16.6	
no	10.8	12.7	25.0	20.9	16.5	
yes	16.6	27.8	33.6	32.7	26.8	
YES!	39.5	29.7	20.7	13.6	27.4	
I have not seen or heard any ads about underage drinking in the past 12 months.	19.1	10.1	9.5	10.9	12.8	
N of Valid	157	158	116	110	541	
N of Miss	31	66	48	34	179	



Table 259: The next questions ask about your opinions of the information you saw or heard. If you have seen or heard more than one ad, please think about your favorite ad when answering these questions. Seeing or hearing this information about underage drinking made me want to stop or decrease my drinking.










Response	6	8	10	12	Total	
NO!	16.9	20.7	13.9	24.1	18.9	
no	5.1	8.0	25.2	24.1	14.5	
yes	6.6	15.3	27.0	30.6	18.9	
YES!	34.6	28.7	24.3	8.3	25.0	
I have not seen or heard any ads about underage drinking in the past 12 months.	36.8	27.3	9.6	13.0	22.8	
N of Valid	136	150	115	108	509	
N of Miss	53	73	49	36	211	

Table 260: How honest were you in filling out this survey?

Response	6	8	10	12	Total	
I was very honest	88.1	85.4	81.9	79.8	84.3	
I was honest pretty much of the time	11.9	11.0	14.7	15.8	13.0	
I was honest some of the time	0.0	3.0	3.4	3.5	2.3	
I was honest once in a while	0.0	0.6	0.0	0.9	0.4	
I was not honest at all	0.0	0.0	0.0	0.0	0.0	
N of Valid	160	164	116	114	554	
N of Miss	29	60	47	30	166	