

2012 APNA

Arkansas Prevention Needs Assessment Student Survey



Cleburne County Tables

Arkansas Department of Human Services
Division of Behavioral Health Services
Prevention Services

Conducted by International Survey Associates dba Pride Surveys

Contents

1	INTRODUCTION	10
2	PERCENTAGE TABLES	15

List of Tables

1	Sex	16
2	Age	16
3	Are you Hispanic or Latino?	16
4	What is your race? Black or African American	17
5	What is your race? Asian	17
6	What is your race? American Indian	17
7	What is your race? Alaska Native	17
8	What is your race? White	18
9	What is your race? Native Hawaiian or Other Pacific Islander	18
10	What is your race? Other	18
11	What is the highest level of schooling completed by your mother or father?	19
12	Think of where you live most of the time. Which of the following people live there with you? Mother	19
13	Think of where you live most of the time. Which of the following people live there with you? Stepmother	19
14	Think of where you live most of the time. Which of the following people live there with you? Foster Mother	20
15	Think of where you live most of the time. Which of the following people live there with you? Grandmother	20
16	Think of where you live most of the time. Which of the following people live there with you? Aunt	20
17	Think of where you live most of the time. Which of the following people live there with you? Father	20
18	Think of where you live most of the time. Which of the following people live there with you? Stepfather	21
19	Think of where you live most of the time. Which of the following people live there with you? Foster Father	21
20	Think of where you live most of the time. Which of the following people live there with you? Grandfather	21
21	Think of where you live most of the time. Which of the following people live there with you? Uncle	21
22	Think of where you live most of the time. Which of the following people live there with you? Other Adults	22
23	Think of where you live most of the time. Which of the following people live there with you? Brother(s)	22
24	Think of where you live most of the time. Which of the following people live there with you? Stepbrother(s)	22
25	Think of where you live most of the time. Which of the following people live there with you? Sister(s)	22
26	Think of where you live most of the time. Which of the following people live there with you? Stepsister(s)	23

27	Think of where you live most of the time. Which of the following people live there with you? Other Children	23
28	In my school, students have lots of chances to help decide things like class activities and rules.	23
29	Teachers ask me to work on special classroom projects.	23
30	My teacher(s) notices when I am doing a good job and lets me know about it.	24
31	There are lots of chances for students in my school to get involved in sports, clubs, and other school activities outside of class.	24
32	There are lots of chances for students in my school to talk with a teacher one-on-one.	24
33	I feel safe at my school.	25
34	The school lets my parents know when I have done something well.	25
35	My teachers praise me when I work hard in school.	25
36	Are your school grades better than the grades of most students in your class?	26
37	I have lots of chances to be part of class discussions or activities.	26
38	Now thinking back over the past year in school, how often did you: enjoy being in school?	26
39	Now thinking back over the past year in school, how often did you: hate being in school?	27
40	Now thinking back over the past year in school, how often did you: try to do your best work in school?	27
41	How often do you feel that the school work you are assigned is meaningful and important?	27
42	Putting them all together, what were your grades like last year?	28
43	How important do you think the things you are learning in school are going to be for your later life?	28
44	How interesting are most of your courses to you?	28
45	During the LAST FOUR WEEKS how many whole days of school have you missed because you skipped or 'cut'?	29
46	What are the chances you would be seen as cool if you: smoked cigarettes?	29
47	What are the chances you would be seen as cool if you: worked hard at school?	29
48	What are the chances you would be seen as cool if you: began drinking alcoholic beverages regularly, that is, at least once or twice a month?	30
49	What are the chances you would be seen as cool if you: defended someone who was being verbally abused at school?	30
50	What are the chances you would be seen as cool if you: smoked marijuana?	30
51	What are the chances you would be seen as cool if you: carried a handgun?	31

52	Think of your four best friends (the friends you feel closest to). In the past year (12 months), how many of your best friends have: participated in clubs, organizations or activities at school?	31
53	Think of your four best friends (the friends you feel closest to). In the past year (12 months), how many of your best friends have: smoked cigarettes?	31
54	Think of your four best friends (the friends you feel closest to). In the past year (12 months), how many of your best friends have: tried beer, wine or hard liquor (for example, vodka, whiskey, or gin) when their parents didn't know about it?	32
55	Think of your four best friends (the friends you feel closest to). In the past year (12 months), how many of your best friends have: made a commitment to stay drug-free?	32
56	Think of your four best friends (the friends you feel closest to). In the past year (12 months), how many of your best friends have: used marijuana?	32
57	Think of your four best friends (the friends you feel closest to). In the past year (12 months), how many of your best friends have: used prescription drugs or non-prescription drugs for the purposes of getting high?	33
58	Think of your four best friends (the friends you feel closest to). In the past year (12 months), how many of your best friends have: used synthetic marijuana (K2, spice) or bath salts?	33
59	Think of your four best friends (the friends you feel closest to). In the past year (12 months), how many of your best friends have: used LSD, cocaine, amphetamines, or other illegal drugs?	33
60	Think of your four best friends (the friends you feel closest to). In the past year (12 months), how many of your best friends have: tried to do well in school?	34
61	Think of your four best friends (the friends you feel closest to). In the past year (12 months), how many of your best friends have: been suspended from school?	34
62	Think of your four best friends (the friends you feel closest to). In the past year (12 months), how many of your best friends have: liked school?	34
63	Think of your four best friends (the friends you feel closest to). In the past year (12 months), how many of your best friends have: carried a handgun?	35
64	Think of your four best friends (the friends you feel closest to). In the past year (12 months), how many of your best friends have: sold illegal drugs?	35
65	Think of your four best friends (the friends you feel closest to). In the past year (12 months), how many of your best friends have: regularly attended religious services?	35

66	Think of your four best friends (the friends you feel closest to). In the past year (12 months), how many of your best friends have: stolen or tried to steal a motor vehicle such as a car or motorcycle?	36
67	Think of your four best friends (the friends you feel closest to). In the past year (12 months), how many of your best friends have: been arrested?	36
68	Think of your four best friends (the friends you feel closest to). In the past year (12 months), how many of your best friends have: dropped out of school?	36
69	Think of your four best friends (the friends you feel closest to). In the past year (12 months), how many of your best friends have: been members of a gang?	37
70	How old were you when you first: smoked marijuana?	37
71	How old were you when you first: smoked a cigarette, even just a puff?	38
72	How old were you when you first: had more than a sip or two of beer, wine or hard liquor (for example, vodka, whiskey, or gin)?	38
73	How old were you when you first: began drinking alcoholic beverages regularly, that is, at least once or twice a month?	39
74	How old were you when you first: used Daztrex?	39
75	How old were you when you first: got suspended from school?	40
76	How old were you when you first: got arrested?	40
77	How old were you when you first: carried a handgun?	41
78	How old were you when you first: attacked someone with the idea of seriously hurting them?	41
79	How old were you when you first: belonged to a gang?	42
80	How wrong do you think it is for someone your age to: take a handgun to school?	42
81	How wrong do you think it is for someone your age to: steal anything worth more than \$5?	42
82	How wrong do you think it is for someone your age to: pick a fight with someone?	43
83	How wrong do you think it is for someone your age to: attack someone with the idea of seriously hurting them?	43
84	How wrong do you think it is for someone your age to: stay away from school all day when their parents think they are at school?	43
85	How wrong do you think it is for someone your age to: drink beer, wine or hard liquor (for example, vodka, whiskey, or gin) regularly?	44
86	How wrong do you think it is for someone your age to: smoke cigarettes?	44
87	How wrong do you think it is for someone your age to: smoke marijuana?	44
88	How wrong do you think it is for someone your age to: use prescription drugs or non-prescription drugs for the purpose of getting high?	45

89	How wrong do you think it is for someone your age to: use synthetic marijuana (K2, spice) or bath salts?	45
90	How wrong do you think it is for someone your age to: use LSD, cocaine, amphetamines or another illegal drug?	45
91	At school during the past 12 months, did you receive help from the resource teacher, speech therapist or other special education teacher?	46
92	How many times in the past year (12 months) have you: been suspended from school?	46
93	How many times in the past year (12 months) have you: carried a handgun?	46
94	How many times in the past year (12 months) have you: sold illegal drugs?	47
95	How many times in the past year (12 months) have you: stolen or tried to steal a motor vehicle such as a car or motorcycle?	47
96	How many times in the past year (12 months) have you: participated in clubs, organizations or activities at school?	48
97	How many times in the past year (12 months) have you: been arrested?	48
98	How many times in the past year (12 months) have you: attacked someone with the idea of seriously hurting them?	49
99	How many times in the past year (12 months) have you: been drunk or high at school?	49
100	How many times in the past year (12 months) have you: taken a handgun to school?	50
101	Are you currently on probation, or assigned a probation officer with Juvenile Court?	50
102	Have you ever belonged to a gang?	50
103	If you have ever belonged to a gang, did that gang have a name?	51
104	You are at a party at someone's house, and one of your friends offers you a drink containing alcohol. What would you say or do?	51
105	How often do you attend religious services or activities?	51
106	I think sometimes it's okay to cheat at school.	52
107	It is important to think before you act.	52
108	Sometimes I think that life is not worth it.	52
109	At times I think I am no good at all.	53
110	All in all, I am inclined to think that I am a failure.	53
111	In the past year, have you felt depressed or sad MOST days, even if you felt okay sometimes?	53
112	It is all right to beat up people if they start the fight.	54
113	I think it is okay to take something without asking if you can get away with it.	54
114	Where do you get the most information about living a drug and alcohol free life? Parents/guardians	54
115	Where do you get the most information about living a drug and alcohol free life? Friends	55

116	Where do you get the most information about living a drug and alcohol free life? Family members	55
117	Where do you get the most information about living a drug and alcohol free life? School	55
118	Where do you get the most information about living a drug and alcohol free life? Internet	56
119	Where do you get the most information about living a drug and alcohol free life? TV	56
120	Where do you get the most information about living a drug and alcohol free life? Social media	56
121	How much do you think people risk harming themselves (physically or in other ways) if they: smoked one or more packs of cigarettes per day?	57
122	How much do you think people risk harming themselves (physically or in other ways) if they: try marijuana once or twice?	57
123	How much do you think people risk harming themselves (physically or in other ways) if they: smoke marijuana once or twice a week?	57
124	How much do you think people risk harming themselves (physically or in other ways) if they: take one or two drinks of an alcoholic beverage (beer, wine, liquor) nearly every day?	58
125	How much do you think people risk harming themselves (physically or in other ways) if they: have five or more drinks of an alcoholic beverage once or twice each weekend?	58
126	How much do you think people risk harming themselves (physically or in other ways) if they: use prescription drugs that are not prescribed to them?	58
127	How much do you think people risk harming themselves (physically or in other ways) if they: use non-prescription drugs to get high?	59
128	Have you ever used smokeless tobacco (chew, snuff, plug, dipping tobacco, or chewing tobacco)?	59
129	How often have you taken smokeless tobacco during the past 30 days?	59
130	Have you ever smoked cigarettes?	60
131	How frequently have you smoked cigarettes during the past 30 days?	60
132	Which statement best describes rules about smoking inside your home?	60
133	Which statement best describes rules about smoking in your family cars?	61
134	During this school year, were you taught in any of your classes about the dangers of tobacco use?	61
135	During the past 12 months, have you participated in any community activities to discourage people your age from using cigarettes, chewing tobacco, snuff, dip or cigars?	61
136	Think back over the last two weeks. How many times have you had five or more alcoholic drinks in a row?	62

137	During the past 30 days, how many times did you ride in a car or other vehicle driven by someone who had been drinking alcohol or using drugs to get high?	62
138	During the past 30 days, how many times did you drive a car or other vehicle when you had been drinking alcohol or using drugs to get high?	62
139	If you drank alcohol (not just a sip or taste) in the past year, how did you usually get it?	63
140	If you drank alcohol (not just a sip or taste) in the past year, where did you usually drink it?	63
141	How do you feel about someone your age having one or two drinks of an alcoholic beverage nearly every day?	64
142	On how many occasions have you had alcoholic beverages (beer, wine or hard liquor) to drink in your lifetime - more than just a few sips?	64
143	On how many occasions have you drunk one of more drinks of an alcoholic beverage during the past 30 days?	64
144	On how many occasions have you used marijuana (grass, pot) or hashish (hash, hash oil) in your lifetime?	65
145	On how many occasions have you used marijuana (grass, pot) or hashish (hash, hash oil) during the past 30 days?	65
146	On how many occasions have you used LSD or other psychedelics in your lifetime?	65
147	On how many occasions have you used LSD or other psychedelics during the past 30 days?	66
148	On how many occasions have you used cocaine or crack in your lifetime?	66
149	On how many occasions have you used cocaine or crack during the past 30 days?	66
150	On how many occasions have you sniffed glue, breathed the contents of an aerosol spray can, or inhaled other gases or sprays, in order to get high in your lifetime?	67
151	On how many occasions have you sniffed glue, breathed the contents of an aerosol spray can, or inhaled other gases or sprays, in order to get high during the past 30 days?	67
152	On how many occasions have you used Daztrex in your lifetime?	68
153	On how many occasions have you used Daztrex during the past 30 days?	68
154	On how many occasions have you used synthetic marijuana in your lifetime?	68
155	On how many occasions have you used synthetic marijuana during the past 30 days?	69
156	On how many occasions have you used methamphetamines (meth, speed, crank, crystal meth) in your lifetime?	69

157	On how many occasions have you used methamphetamines (meth, speed, crank, crystal meth) in the past 30 days?	69
158	On how many occasions have you used other chemical products (bath salts, plant food, etc.) in your lifetime?	70
159	On how many occasions have you used other chemical products (bath salts, plant food, etc.) during the past 30 days?	70
160	On how many occasions have you used heroin or other opiates in your lifetime?	70
161	On how many occasions have you used heroin or other opiates during the past 30 days?	71
162	On how many occasions have you used MDMA ('X', 'E', or ecstasy) in your lifetime?	71
163	On how many occasions have you used MDMA ('X', 'E', or ecstasy) during the past 30 days?	71
164	On how many occasions have you taken prescription drugs (such as Valium, Xanax, Ritalin, Adderall, OxyContin, Darvocet, or sleeping pills) not prescribed to you in your lifetime?	72
165	On how many occasions have you taken prescription drugs (such as Valium, Xanax, Ritalin, Adderall, OxyContin, Darvocet, or sleeping pills) not prescribed to you during the past 30 days?	72
166	On how many occasions have you taken non-prescription medicines such as diet pills (for example, Dietac, Dexatrim or Prolamine), stay-awake pills (for example No-Doz, Vivarin, or Wake), or cough or cold medicines (robos, DXM, etc.) to get high in your lifetime?	73
167	On how many occasions have you taken non-prescription medicines such as diet pills (for example, Dietac, Dexatrim or Prolamine), stay-awake pills (for example No-Doz, Vivarin, or Wake), or cough or cold medicines (robos, DXM, etc.) to get high during the past 30 days?	73
168	On how many occasions have you been drunk or very high from drinking alcoholic beverages during the past 30 days?	74
169	On how many occasions have you drunk flavored alcoholic beverages, sometimes called 'alcopops' (like Mike's Hard Lemonade, Smirnoff Ice, Bacardi Breezers, etc.) in your lifetime?	74
170	On how many occasions have you drunk flavored alcoholic beverages, sometimes called 'alcopops' (like Mike's Hard Lemonade, Smirnoff Ice, Bacardi Breezers, etc.) during the past 30 days?	75
171	If you used prescription drugs or over the counter drugs without a doctor telling you to use it or for the purpose of getting high, where did you get these drugs?	75
172	During the last month, about how many marijuana cigarettes, or the equivalent, did you smoke a day, on the average?	76
173	How wrong do your friends feel it would be for YOU to: drink alcohol?	76
174	How wrong do your friends feel it would be for YOU to: smoke tobacco?	76

175	How wrong do your friends feel it would be for YOU to: smoke marijuana?	77
176	How wrong do your friends feel it would be for YOU to: use prescription drugs not prescribed to you	77
177	How wrong would most adults (over 21) in your neighborhood think it is for kids your age: to use marijuana?	77
178	How wrong would most adults (over 21) in your neighborhood think it is for kids your age: to drink alcohol?	78
179	How wrong would most adults (over 21) in your neighborhood think it is for kids your age: to smoke cigarettes?	78
180	How much do each of the following statements describe your neighborhood? crime and/or drug selling	78
181	How much do each of the following statements describe your neighborhood? fights	79
182	How much do each of the following statements describe your neighborhood? lots of empty or abandoned buildings	79
183	How much do each of the following statements describe your neighborhood? lots of graffiti	79
184	I feel safe in my neighborhood.	80
185	If a kid smoked marijuana in your neighborhood would he or she be caught by the police?	80
186	If a kid drank some beer, wine or hard liquor (for example, vodka, whiskey, or gin) in your neighborhood would he or she be caught by the police?	80
187	If a kid carried a handgun in your neighborhood would he or she be caught by the police?	81
188	If you wanted to get some cigarettes, how easy would it be for you to get some?	81
189	If you wanted to get some beer, wine or hard liquor (for example, vodka, whiskey, or gin), how easy would it be for you to get some?	81
190	If you wanted to get a drug like cocaine, LSD, or amphetamines, how easy would it be for you to get some?	82
191	If you wanted to get a handgun, how easy would it be for you to get one?	82
192	If you wanted to get some marijuana, how easy would it be for you to get some?	82
193	If you wanted to get prescription drugs for the purpose of getting high, how easy would it be for you to get some?	83
194	If you wanted to get synthetic marijuana such as K2 or chemical products such as bath salts to get high, how easy would it be for you to get some?	83
195	If you wanted to get steroids to enhance athletic performance, how easy would it be for you to get some?	83

196	During the past 12 months, have you participated in any alcohol prevention programs or seen any alcohol prevention messages in your school or community? Yes, a school-based program focused on preventing underage drinking and/or drinking and driving. . . .	84
197	During the past 12 months, have you participated in any alcohol prevention programs or seen any alcohol prevention messages in your school or community? Yes, a community-based program focused on preventing underage drinking and/or drinking and driving (for example, through your church or temple or through youth groups like Boys and Girls Club or 4-H). . . .	84
198	During the past 12 months, have you participated in any alcohol prevention programs or seen any alcohol prevention messages in your school or community? Yes, a media campaign addressing underage drinking and/or drinking and driving (for example, newspaper ads, posters, pamphlets, radio, TV). . . .	84
199	During the past 12 months, have you participated in any alcohol prevention programs or seen any alcohol prevention messages in your school or community? No	84
200	How wrong do your parents feel it would be for YOU to: drink beer, wine or hard liquor (for example, vodka, whiskey or gin) regularly? .	85
201	How wrong do your parents feel it would be for YOU to: smoke tobacco?	85
202	How wrong do your parents feel it would be for YOU to: smoke marijuana?	85
203	How wrong do your parents feel it would be for YOU to: use prescription drugs not prescribed to you?	86
204	How wrong do your parents feel it would be for YOU to: steal something worth more than \$5?	86
205	How wrong do your parents feel it would be for YOU to: draw graffiti, write things, or draw pictures on buildings or other property (without the owner's permission)?	86
206	How wrong do your parents feel it would be for YOU to: pick a fight with someone?	87
207	During the past 12 months, have you talked with at least one of your parents about the dangers of underage drinking and/or drinking and driving? By parents, we mean either your biological parents, adoptive parents, stepparents, or adult guardians - whether or not they live with you. . . .	87
208	The rules in my family are clear. . . .	87
209	People in my family often insult or yell at each other. . . .	88
210	When I am not at home, one of my parents knows where I am and who I am with. . . .	88
211	We argue about the same things in my family over and over. . . .	88

212	If you drank some beer or wine or liquor (for example, vodka, whiskey, or gin) without your parents' permission, would you be caught by your parents?	89
213	My family has clear rules about alcohol and drug use. . . .	89
214	If you carried a handgun without your parents' permission, would you be caught by your parents?	89
215	If you skipped school would you be caught by your parents?	90
216	My parents ask if I've gotten my homework done. . . .	90
217	People in my family have serious arguments. . . .	90
218	Would your parents know if you did not come home on time?	91
219	Have any of your brothers or sisters ever: drunk beer, wine or hard liquor (for example, vodka, whiskey or gin)?	91
220	Have any of your brothers or sisters ever: smoked marijuana?	91
221	Have any of your brothers or sisters ever: smoked cigarettes?	91
222	Have any of your brothers or sisters ever: taken a handgun to school? .	92
223	Have any of your brothers or sisters ever: been suspended or expelled from school?	92
224	Have you changed homes in the past year (the last 12 months)? . . .	92
225	How many times have you changed homes since kindergarten?	92
226	Have you changed schools (including changing from elementary to middle and middle to high school) in the past year?	93
227	How many times have you changed schools since kindergarten (including changing from elementary to middle and middle to high school)?	93
228	Has anyone in your family ever had severe alcohol or drug problems? .	93
229	About how many adults (over 21) have you known personally who in the past year have: used marijuana, crack, cocaine, or other drugs? .	94
230	About how many adults (over 21) have you known personally who in the past year have: sold or dealt drugs?	94
231	About how many adults (over 21) have you known personally who in the past year have: done other things that could get them in trouble with the police, like stealing, selling stolen goods, mugging or assaulting others, etc.?	94
232	About how many adults (over 21) have you known personally who in the past year have: gotten drunk or high?	95
233	Have you seen or heard information about underage drinking in the past 12 months from the following sources? Radio	95
234	Have you seen or heard information about underage drinking in the past 12 months from the following sources? TV. . . .	95
235	Have you seen or heard information about underage drinking in the past 12 months from the following sources? Print. This includes information on underage drinking you may have seen in the newspaper, on a billboard, in pamphlets, on stickers, etc. . . .	95

236	Have you seen or heard information about underage drinking in the past 12 months from the following sources? Website or social media? (Facebook, Myspace, website, etc.)	96
237	The next questions ask about your opinions of the information you saw or heard. If you have seen or heard more than one ad, please think about your favorite ad when answering these questions. The information about underage drinking that I saw or heard was convincing.	96
238	The next questions ask about your opinions of the information you saw or heard. If you have seen or heard more than one ad, please think about your favorite ad when answering these questions. The information about underage drinking that I saw or heard grabbed my attention.	96
239	The next questions ask about your opinions of the information you saw or heard. If you have seen or heard more than one ad, please think about your favorite ad when answering these questions. The information about underage drinking that I saw or heard said something important to me.	97
240	The next questions ask about your opinions of the information you saw or heard. If you have seen or heard more than one ad, please think about your favorite ad when answering these questions. Seeing or hearing this information about underage drinking made me want to stop or decrease my drinking.	97
241	How honest were you in filling out this survey?	97

List of Figures

1	Grade Chart	11
2	Gender Chart	12
3	Age Chart	13
4	Ethnic Origin Chart	14

1 INTRODUCTION

This report was generated from data collected on the *2012 Arkansas Prevention Needs Assessment Student Survey*. This report contains basic frequency tables of all data collected and graphs on the selected demographic variables of grade, gender, age and ethnic origin. The graph on ethnic origin is represented as a bar chart rather than as a pie chart. This is because students were allowed to mark more than one response for ethnic origin as opposed to being allowed to mark only one response. The bars represent the percent of students who marked each of the ethnic categories.

Questions regarding the information found in this report can be directed to:

Pride Surveys

160 Vanderbilt Court
Bowling Green, KY 42103
1-800-279-6361
www.pridesurveys.com

Grade Chart

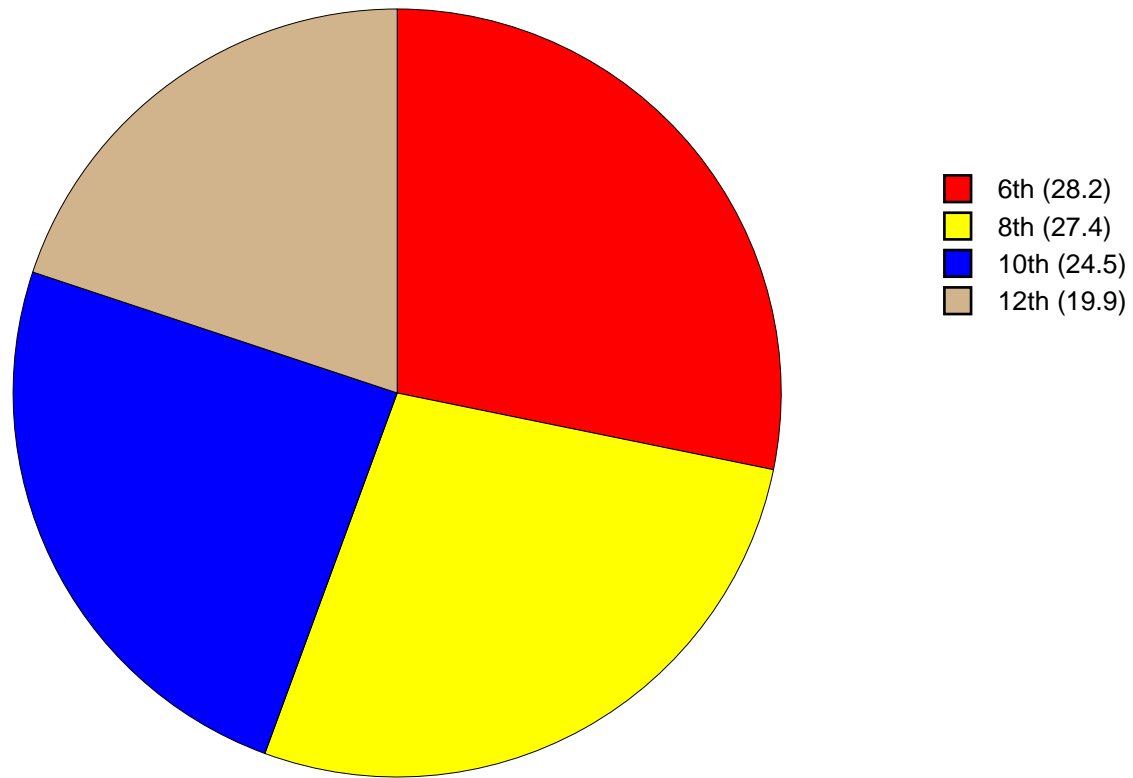


Figure 1: Grade Chart

Gender Chart

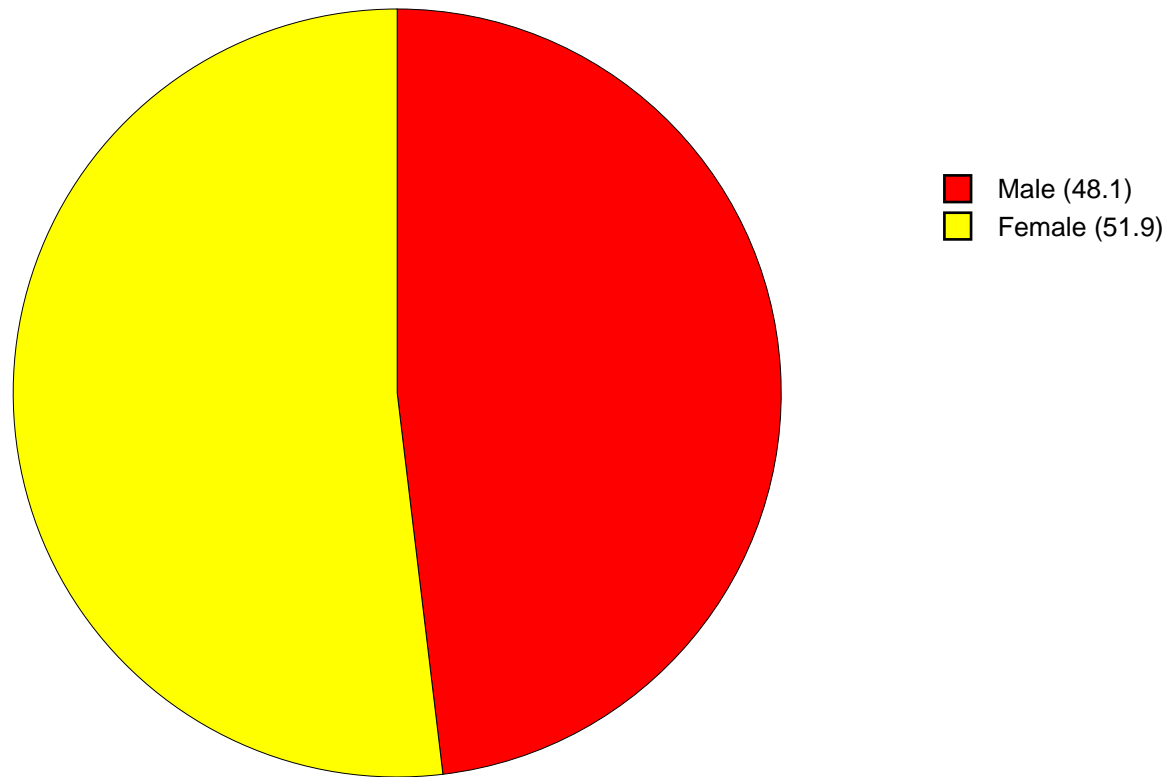


Figure 2: Gender Chart

Age Chart

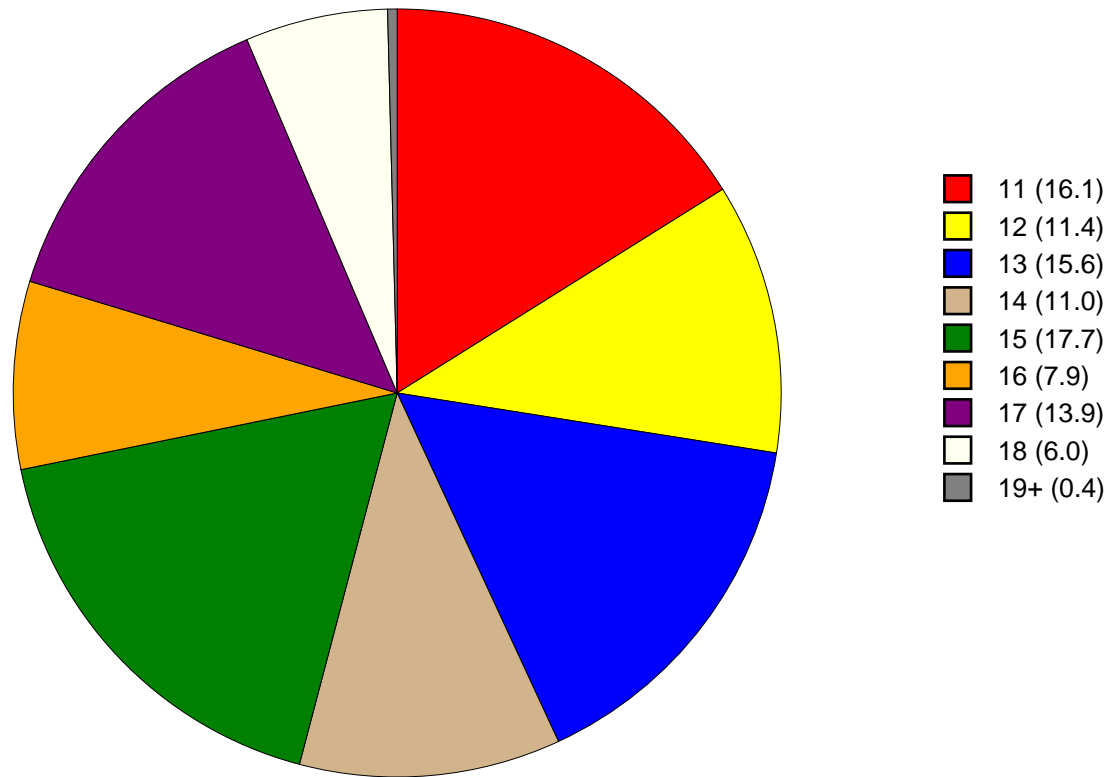


Figure 3: Age Chart

Ethnic Origin Chart

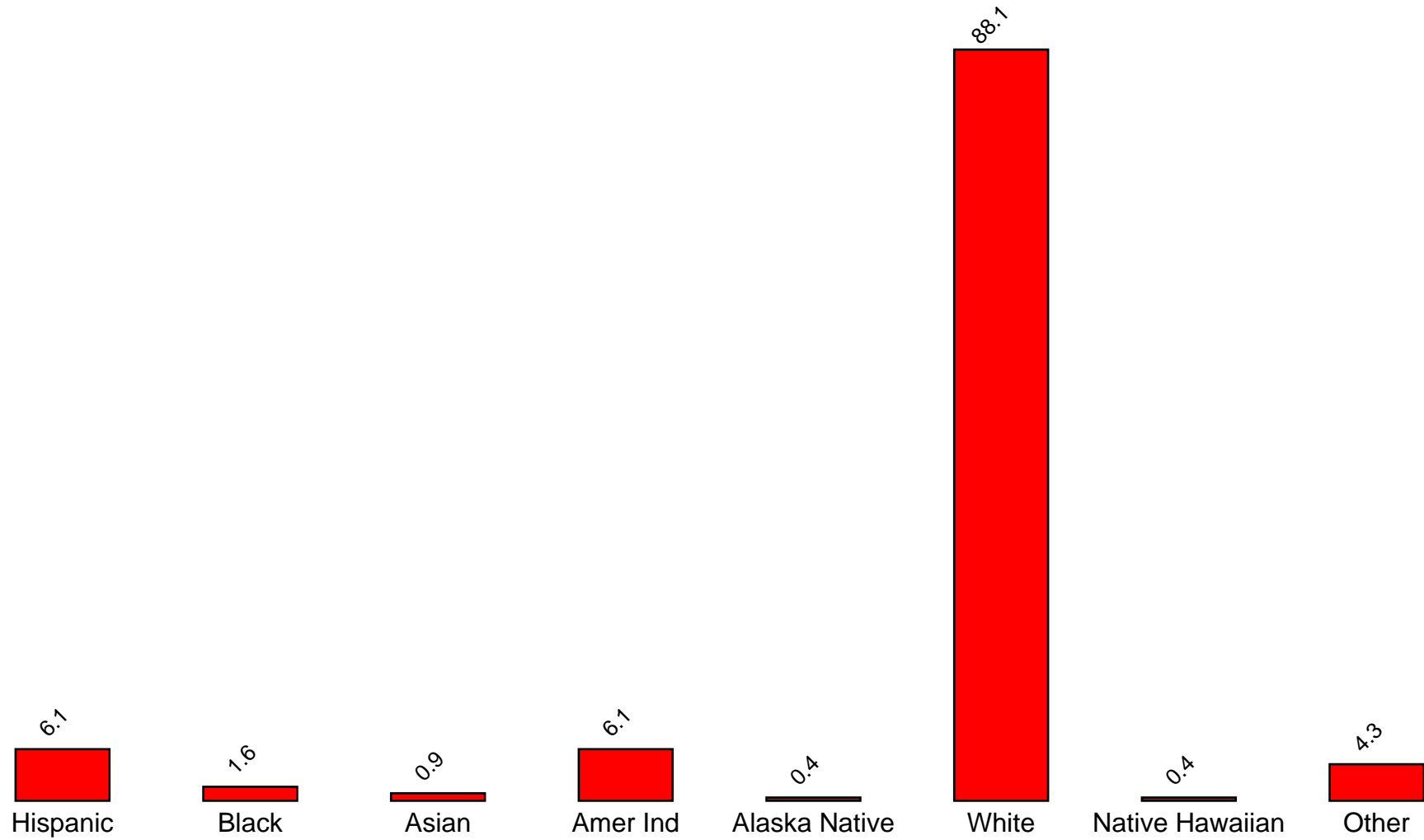


Figure 4: Ethnic Origin Chart

2 PERCENTAGE TABLES

The following tables contain frequency distribution detailing how your students responded to each question on the survey. The tables appear in the same order as the questions on the survey. The tables include breakdowns by grade level as well as overall percentages. The *N of Valid* row is a frequency count of the number of valid responses to each question for each grade and overall. The *N of Miss* row is a frequency count of the number of invalid (marked more than one response) or missing (i.e. did not respond) responses to each question for each grade and overall.

For the questions that allowed more than one response (i.e. race, live with, etc.) each response becomes a separate table. If a student did not mark the response, that was counted as a NO response, and if they did mark the response, that was counted as a YES response. Since a non response is a valid response for these questions, the *N of Miss* will always be zero for these questions.

Table 1: Sex

Response	6	8	10	12	Total	
Male	50.9	46.7	43.8	51.3	48.1	
Female	49.1	53.3	56.2	48.7	51.9	
N of Valid	222	214	192	152	780	
N of Miss	2	3	2	6	13	

Table 2: Age

Response	6	8	10	12	Total	
10 or younger	0.0	0.0	0.0	0.0	0.0	
11	57.2	0.0	0.0	0.0	16.1	
12	39.6	0.9	0.0	0.0	11.4	
13	2.7	54.2	0.0	0.0	15.6	
14	0.5	39.8	0.0	0.0	11.0	
15	0.0	4.6	67.0	0.0	17.7	
16	0.0	0.5	30.9	0.6	7.9	
17	0.0	0.0	2.1	67.5	13.9	
18	0.0	0.0	0.0	29.9	6.0	
19 or older	0.0	0.0	0.0	1.9	0.4	
N of Valid	222	216	194	157	789	
N of Miss	2	1	0	1	4	

Table 3: Are you Hispanic or Latino?

Response	6	8	10	12	Total	
No	94.7	93.2	94.1	93.8	93.9	
Yes	5.3	6.8	5.9	6.2	6.1	
N of Valid	188	207	187	145	727	
N of Miss	36	10	7	13	66	

Table 4: What is your race? Black or African American



Response	6	8	10	12	Total	
No	97.3	99.5	99.0	97.5	98.4	
Yes	2.7	0.5	1.0	2.5	1.6	
N of Valid	224	217	194	158	793	
N of Miss	0	0	0	0	0	

Table 5: What is your race? Asian



Response	6	8	10	12	Total	
No	99.6	99.5	98.5	98.7	99.1	
Yes	0.4	0.5	1.5	1.3	0.9	
N of Valid	224	217	194	158	793	
N of Miss	0	0	0	0	0	

Table 6: What is your race? American Indian



Response	6	8	10	12	Total	
No	89.7	94.0	94.3	99.4	93.9	
Yes	10.3	6.0	5.7	0.6	6.1	
N of Valid	224	217	194	158	793	
N of Miss	0	0	0	0	0	

Table 7: What is your race? Alaska Native



Response	6	8	10	12	Total	
No	99.6	100.0	99.0	100.0	99.6	
Yes	0.4	0.0	1.0	0.0	0.4	
N of Valid	224	217	194	158	793	
N of Miss	0	0	0	0	0	

Table 8: What is your race? White



Response	6	8	10	12	Total	
No	16.5	8.3	11.3	10.8	11.9	
Yes	83.5	91.7	88.7	89.2	88.1	
N of Valid	224	217	194	158	793	
N of Miss	0	0	0	0	0	

Table 9: What is your race? Native Hawaiian or Other Pacific Islander



Response	6	8	10	12	Total	
No	100.0	100.0	99.5	98.7	99.6	
Yes	0.0	0.0	0.5	1.3	0.4	
N of Valid	224	217	194	158	793	
N of Miss	0	0	0	0	0	

Table 10: What is your race? Other



Response	6	8	10	12	Total	
No	96.4	94.9	94.8	96.8	95.7	
Yes	3.6	5.1	5.2	3.2	4.3	
N of Valid	224	217	194	158	793	
N of Miss	0	0	0	0	0	

Table 11: What is the highest level of schooling completed by your mother or father?









Response	6	8	10	12	Total	
Completed grade school or less	3.0	1.9	0.0	1.9	1.7	
Some high school	5.0	6.2	8.9	11.7	7.7	
Completed high school	10.4	18.5	17.9	16.9	15.9	
Some college	11.4	14.7	24.2	30.5	19.4	
Completed college	25.9	28.9	23.2	21.4	25.1	
Graduate or professional school after college	6.5	10.4	11.6	10.4	9.7	
Don't know	36.8	18.5	14.2	7.1	20.0	
Does not apply	1.0	0.9	0.0	0.0	0.5	
N of Valid	201	211	190	154	756	
N of Miss	23	6	4	4	37	

Table 12: Think of where you live most of the time. Which of the following people live there with you? Mother



Response	6	8	10	12	Total	
No	18.8	16.1	23.2	25.9	20.6	
Yes	81.2	83.9	76.8	74.1	79.4	
N of Valid	224	217	194	158	793	
N of Miss	0	0	0	0	0	

Table 13: Think of where you live most of the time. Which of the following people live there with you? Stepmother



Response	6	8	10	12	Total	
No	96.4	94.9	90.2	93.7	93.9	
Yes	3.6	5.1	9.8	6.3	6.1	
N of Valid	224	217	194	158	793	
N of Miss	0	0	0	0	0	

Table 14: Think of where you live most of the time. Which of the following people live there with you? Foster Mother



Response	6	8	10	12	Total	
No	100.0	99.1	99.5	99.4	99.5	
Yes	0.0	0.9	0.5	0.6	0.5	
N of Valid	224	217	194	158	793	
N of Miss	0	0	0	0	0	

Table 15: Think of where you live most of the time. Which of the following people live there with you? Grandmother



Response	6	8	10	12	Total	
No	83.0	83.9	88.7	88.0	85.6	
Yes	17.0	16.1	11.3	12.0	14.4	
N of Valid	224	217	194	158	793	
N of Miss	0	0	0	0	0	

Table 16: Think of where you live most of the time. Which of the following people live there with you? Aunt



Response	6	8	10	12	Total	
No	98.2	95.4	97.9	95.6	96.8	
Yes	1.8	4.6	2.1	4.4	3.2	
N of Valid	224	217	194	158	793	
N of Miss	0	0	0	0	0	

Table 17: Think of where you live most of the time. Which of the following people live there with you? Father



Response	6	8	10	12	Total	
No	36.6	38.2	39.7	40.5	38.6	
Yes	63.4	61.8	60.3	59.5	61.4	
N of Valid	224	217	194	158	793	
N of Miss	0	0	0	0	0	

Table 18: Think of where you live most of the time. Which of the following people live there with you? Stepfather



Response	6	8	10	12	Total	
No	85.3	83.9	82.0	88.6	84.7	
Yes	14.7	16.1	18.0	11.4	15.3	
N of Valid	224	217	194	158	793	
N of Miss	0	0	0	0	0	

Table 19: Think of where you live most of the time. Which of the following people live there with you? Foster Father



Response	6	8	10	12	Total	
No	99.6	99.1	100.0	100.0	99.6	
Yes	0.4	0.9	0.0	0.0	0.4	
N of Valid	224	217	194	158	793	
N of Miss	0	0	0	0	0	

Table 20: Think of where you live most of the time. Which of the following people live there with you? Grandfather



Response	6	8	10	12	Total	
No	90.6	89.9	92.3	93.7	91.4	
Yes	9.4	10.1	7.7	6.3	8.6	
N of Valid	224	217	194	158	793	
N of Miss	0	0	0	0	0	

Table 21: Think of where you live most of the time. Which of the following people live there with you? Uncle



Response	6	8	10	12	Total	
No	97.3	95.4	97.9	95.6	96.6	
Yes	2.7	4.6	2.1	4.4	3.4	
N of Valid	224	217	194	158	793	
N of Miss	0	0	0	0	0	

Table 22: Think of where you live most of the time. Which of the following people live there with you? Other Adults



Response	6	8	10	12	Total	
No	96.9	95.9	96.9	96.2	96.5	
Yes	3.1	4.1	3.1	3.8	3.5	
N of Valid	224	217	194	158	793	
N of Miss	0	0	0	0	0	

Table 23: Think of where you live most of the time. Which of the following people live there with you? Brother(s)



Response	6	8	10	12	Total	
No	63.4	58.1	65.5	60.8	61.9	
Yes	36.6	41.9	34.5	39.2	38.1	
N of Valid	224	217	194	158	793	
N of Miss	0	0	0	0	0	

Table 24: Think of where you live most of the time. Which of the following people live there with you? Stepbrother(s)



Response	6	8	10	12	Total	
No	94.6	93.5	95.4	95.6	94.7	
Yes	5.4	6.5	4.6	4.4	5.3	
N of Valid	224	217	194	158	793	
N of Miss	0	0	0	0	0	

Table 25: Think of where you live most of the time. Which of the following people live there with you? Sister(s)



Response	6	8	10	12	Total	
No	57.6	65.4	66.5	65.8	63.6	
Yes	42.4	34.6	33.5	34.2	36.4	
N of Valid	224	217	194	158	793	
N of Miss	0	0	0	0	0	

Table 26: Think of where you live most of the time. Which of the following people live there with you? Stepsister(s)

Response	6	8	10	12	Total	
No	97.3	95.9	94.3	96.2	96.0	
Yes	2.7	4.1	5.7	3.8	4.0	
N of Valid	224	217	194	158	793	
N of Miss	0	0	0	0	0	

Table 27: Think of where you live most of the time. Which of the following people live there with you? Other Children

Response	6	8	10	12	Total	
No	96.9	94.9	97.4	96.8	96.5	
Yes	3.1	5.1	2.6	3.2	3.5	
N of Valid	224	217	194	158	793	
N of Miss	0	0	0	0	0	

Table 28: In my school, students have lots of chances to help decide things like class activities and rules.

Response	6	8	10	12	Total	
NO!	20.4	8.8	8.9	13.9	13.1	
no	39.8	36.6	36.6	41.1	38.4	
yes	37.0	47.7	44.0	40.5	42.4	
YES!	2.8	6.9	10.5	4.4	6.1	
N of Valid	216	216	191	158	781	
N of Miss	8	1	3	0	12	

Table 29: Teachers ask me to work on special classroom projects.

Response	6	8	10	12	Total	
NO!	11.3	6.9	5.8	6.3	7.7	
no	30.5	36.4	40.5	44.9	37.5	
yes	43.7	50.7	47.4	46.8	47.2	
YES!	14.6	6.0	6.3	1.9	7.6	
N of Valid	213	217	190	158	778	
N of Miss	11	0	4	0	15	

Table 30: My teacher(s) notices when I am doing a good job and lets me know about it.

Response	6	8	10	12	Total
NO!	4.6	5.1	6.8	5.1	5.3
no	14.2	22.6	27.1	19.6	20.7
yes	46.1	54.8	53.1	58.9	52.8
YES!	35.2	17.5	13.0	16.5	21.1
N of Valid	219	217	192	158	786
N of Miss	5	0	2	0	7

Table 31: There are lots of chances for students in my school to get involved in sports, clubs, and other school activities outside of class.

Response	6	8	10	12	Total
NO!	1.4	0.9	0.0	4.4	1.5
no	7.7	6.5	4.7	3.8	5.8
yes	38.0	34.1	30.7	44.3	36.4
YES!	52.9	58.5	64.6	47.5	56.2
N of Valid	221	217	192	158	788
N of Miss	3	0	2	0	5

Table 32: There are lots of chances for students in my school to talk with a teacher one-on-one.

Response	6	8	10	12	Total
NO!	5.6	1.9	3.7	8.2	4.6
no	14.6	22.2	23.6	13.9	18.8
yes	46.0	50.5	51.3	57.0	50.8
YES!	33.8	25.5	21.5	20.9	25.8
N of Valid	213	216	191	158	778
N of Miss	11	1	3	0	15

Table 33: I feel safe at my school.

Response	6	8	10	12	Total
NO!	2.7	2.3	2.1	4.4	2.8
no	7.7	10.2	8.5	5.1	8.1
yes	34.5	52.1	58.7	57.6	49.9
YES!	55.0	35.3	30.7	32.9	39.3
N of Valid	220	215	189	158	782
N of Miss	4	2	5	0	11

Table 34: The school lets my parents know when I have done something well.

Response	6	8	10	12	Total
NO!	11.0	11.6	16.1	14.1	13.1
no	25.2	46.0	52.6	51.3	42.9
yes	43.1	32.1	22.9	30.8	32.7
YES!	20.6	10.2	8.3	3.8	11.4
N of Valid	218	215	192	156	781
N of Miss	6	2	2	2	12

Table 35: My teachers praise me when I work hard in school.

Response	6	8	10	12	Total
NO!	12.9	10.4	14.2	8.3	11.6
no	30.0	36.3	44.2	39.5	37.2
yes	40.5	43.4	34.2	44.6	40.6
YES!	16.7	9.9	7.4	7.6	10.7
N of Valid	210	212	190	157	769
N of Miss	14	5	4	1	24

Table 36: Are your school grades better than the grades of most students in your class?

Response	6	8	10	12	Total
NO!	8.0	6.0	8.9	5.7	7.2
no	29.1	32.4	31.1	24.7	29.6
yes	40.4	43.1	39.5	55.1	43.9
YES!	22.5	18.5	20.5	14.6	19.3
N of Valid	213	216	190	158	777
N of Miss	11	1	4	0	16

Table 37: I have lots of chances to be part of class discussions or activities.

Response	6	8	10	12	Total
NO!	3.3	3.7	0.0	2.5	2.4
no	13.7	18.1	17.2	7.6	14.5
yes	48.1	49.5	58.3	70.9	55.7
YES!	34.9	28.7	24.5	19.0	27.4
N of Valid	212	216	192	158	778
N of Miss	12	1	2	0	15

Table 38: Now thinking back over the past year in school, how often did you: enjoy being in school?

Response	6	8	10	12	Total
Never	6.0	6.9	7.8	11.5	7.8
Seldom	7.8	11.1	15.1	12.8	11.5
Sometimes	33.0	39.6	31.2	41.0	36.0
Often	29.4	27.2	26.0	29.5	28.0
Almost always	23.9	15.2	19.8	5.1	16.7
N of Valid	218	217	192	156	783
N of Miss	6	0	2	2	10

Table 39: Now thinking back over the past year in school, how often did you: hate being in school?






Response	6	8	10	12	Total	
Never	25.7	11.1	5.2	7.1	12.9	
Seldom	27.6	27.8	28.6	17.3	25.8	
Sometimes	27.6	36.1	34.9	41.7	34.6	
Often	13.1	16.2	22.4	19.2	17.5	
Almost always	6.1	8.8	8.9	14.7	9.3	
N of Valid	214	216	192	156	778	
N of Miss	10	1	2	2	15	

Table 40: Now thinking back over the past year in school, how often did you: try to do your best work in school?






Response	6	8	10	12	Total	
Never	0.0	0.0	0.0	1.3	0.3	
Seldom	0.9	2.3	3.1	4.5	2.6	
Sometimes	3.7	6.1	22.0	27.6	13.7	
Often	13.1	33.8	31.9	34.6	27.8	
Almost always	82.2	57.7	42.9	32.1	55.7	
N of Valid	214	213	191	156	774	
N of Miss	10	4	3	2	19	

Table 41: How often do you feel that the school work you are assigned is meaningful and important?






Response	6	8	10	12	Total	
Never	7.4	4.6	8.0	11.6	7.6	
Seldom	6.0	16.2	26.6	28.4	18.3	
Sometimes	24.1	37.0	36.7	38.1	33.5	
Often	32.9	29.6	19.7	12.9	24.8	
Almost always	29.6	12.5	9.0	9.0	15.7	
N of Valid	216	216	188	155	775	
N of Miss	8	1	6	3	18	

Table 42: Putting them all together, what were your grades like last year?

Response	6	8	10	12	Total
Mostly F's	0.5	0.0	0.5	0.0	0.3
Mostly D's	2.9	3.3	4.7	0.7	3.0
Mostly C's	17.6	19.2	15.7	15.7	17.2
Mostly B's	28.4	41.8	38.7	41.2	37.3
Mostly A's	50.5	35.7	40.3	42.5	42.2
N of Valid	204	213	191	153	761
N of Miss	20	4	3	5	32

Table 43: How important do you think the things you are learning in school are going to be for your later life?

Response	6	8	10	12	Total
Very important	49.1	30.9	14.5	11.0	28.0
Quite important	26.1	29.0	24.4	21.3	25.5
Fairly important	17.9	24.0	34.2	25.2	25.0
Slightly important	6.0	14.3	22.8	36.8	18.5
Not at all important	0.9	1.8	4.1	5.8	2.9
N of Valid	218	217	193	155	783
N of Miss	6	0	1	3	10

Table 44: How interesting are most of your courses to you?

Response	6	8	10	12	Total
Very interesting and stimulating	17.8	6.9	3.7	6.5	9.0
Quite interesting	40.8	21.7	24.1	18.1	26.8
Fairly interesting	28.2	42.9	42.9	39.4	38.1
Slightly dull	8.5	22.6	21.5	21.9	18.3
Very dull	4.7	6.0	7.9	14.2	7.7
N of Valid	213	217	191	155	776
N of Miss	11	0	3	3	17

Table 45: During the LAST FOUR WEEKS how many whole days of school have you missed because you skipped or 'cut'?








Response	6	8	10	12	Total	
None	70.4	77.0	78.8	64.3	73.1	
1	13.0	12.9	10.9	20.1	13.8	
2	7.9	4.6	5.2	5.8	5.9	
3	3.7	2.8	3.1	4.5	3.5	
04/05/13	4.6	2.8	1.0	2.6	2.8	
06/10/13	0.5	0.0	1.0	1.9	0.8	
11 or more	0.0	0.0	0.0	0.6	0.1	
N of Valid	216	217	193	154	780	
N of Miss	8	0	1	4	13	

Table 46: What are the chances you would be seen as cool if you: smoked cigarettes?






Response	6	8	10	12	Total	
No or very little chance	93.8	73.8	63.2	61.3	74.2	
Little chance	3.8	15.0	17.9	17.4	13.1	
Some chance	1.9	4.2	12.6	15.5	7.9	
Pretty good chance	0.5	4.7	3.2	3.2	2.9	
Very good chance	0.0	2.3	3.2	2.6	1.9	
N of Valid	211	214	190	155	770	
N of Miss	13	3	4	3	23	

Table 47: What are the chances you would be seen as cool if you: worked hard at school?






Response	6	8	10	12	Total	
No or very little chance	1.9	5.2	14.3	18.7	9.2	
Little chance	9.4	18.4	19.6	20.6	16.6	
Some chance	20.2	34.4	28.0	26.5	27.3	
Pretty good chance	26.8	20.3	19.6	23.2	22.5	
Very good chance	41.8	21.7	18.5	11.0	24.3	
N of Valid	213	212	189	155	769	
N of Miss	11	5	5	3	24	

Table 48: What are the chances you would be seen as cool if you: began drinking alcoholic beverages regularly, that is, at least once or twice a month?






Response	6	8	10	12	Total	
No or very little chance	91.6	62.3	41.6	39.6	60.8	
Little chance	4.2	16.3	18.4	18.2	13.8	
Some chance	1.9	8.4	20.0	20.1	11.8	
Pretty good chance	0.9	7.4	13.2	13.0	8.2	
Very good chance	1.4	5.6	6.8	9.1	5.4	
N of Valid	214	215	190	154	773	
N of Miss	10	2	4	4	20	

Table 49: What are the chances you would be seen as cool if you: defended someone who was being verbally abused at school?






Response	6	8	10	12	Total	
No or very little chance	16.0	8.5	11.1	16.3	12.7	
Little chance	5.3	13.1	20.1	13.1	12.7	
Some chance	12.6	27.2	22.8	31.4	23.0	
Pretty good chance	21.4	27.7	24.9	27.5	25.2	
Very good chance	44.7	23.5	21.2	11.8	26.3	
N of Valid	206	213	189	153	761	
N of Miss	18	4	5	5	32	

Table 50: What are the chances you would be seen as cool if you: smoked marijuana?






Response	6	8	10	12	Total	
No or very little chance	95.3	67.0	51.3	40.9	65.7	
Little chance	3.3	12.6	15.3	18.2	11.8	
Some chance	1.4	9.8	13.2	15.6	9.5	
Pretty good chance	0.0	5.1	8.5	11.0	5.7	
Very good chance	0.0	5.6	11.6	14.3	7.3	
N of Valid	212	215	189	154	770	
N of Miss	12	2	5	4	23	

Table 51: What are the chances you would be seen as cool if you: carried a handgun?






Response	6	8	10	12	Total	
No or very little chance	88.8	74.9	74.2	75.3	78.7	
Little chance	5.6	12.6	12.1	16.2	11.3	
Some chance	2.8	5.6	7.4	2.6	4.7	
Pretty good chance	1.9	3.3	2.6	1.3	2.3	
Very good chance	0.9	3.7	3.7	4.5	3.1	
N of Valid	214	215	190	154	773	
N of Miss	10	2	4	4	20	

Table 52: Think of your four best friends (the friends you feel closest to). In the past year (12 months), how many of your best friends have: participated in clubs, organizations or activities at school?






Response	6	8	10	12	Total	
0	12.9	6.9	8.3	15.7	10.6	
1	8.6	11.1	8.3	7.2	9.0	
2	14.4	15.7	11.5	13.7	13.9	
3	17.7	22.2	18.2	14.4	18.4	
4	46.4	44.0	53.6	49.0	48.1	
N of Valid	209	216	192	153	770	
N of Miss	15	1	2	5	23	

Table 53: Think of your four best friends (the friends you feel closest to). In the past year (12 months), how many of your best friends have: smoked cigarettes?






Response	6	8	10	12	Total	
0	93.0	71.6	53.9	49.7	68.8	
1	5.1	14.0	22.3	20.9	15.0	
2	1.4	7.4	8.3	13.1	7.1	
3	0.0	4.2	5.7	8.5	4.3	
4	0.5	2.8	9.8	7.8	4.9	
N of Valid	214	215	193	153	775	
N of Miss	10	2	1	5	18	

Table 54: Think of your four best friends (the friends you feel closest to). In the past year (12 months), how many of your best friends have: tried beer, wine or hard liquor (for example, vodka, whiskey, or gin) when their parents didn't know about it?






Response	6	8	10	12	Total	
0	84.6	53.9	31.2	28.8	51.6	
1	12.5	18.0	16.1	13.7	15.2	
2	2.9	8.8	16.7	20.9	11.6	
3	0.0	7.8	14.6	9.2	7.7	
4	0.0	11.5	21.4	27.5	14.0	
N of Valid	208	217	192	153	770	
N of Miss	16	0	2	5	23	

Table 55: Think of your four best friends (the friends you feel closest to). In the past year (12 months), how many of your best friends have: made a commitment to stay drug-free?






Response	6	8	10	12	Total	
0	9.0	21.4	25.0	42.5	23.1	
1	4.8	9.3	13.0	17.6	10.6	
2	5.7	10.2	12.0	10.5	9.5	
3	7.6	13.5	12.5	5.9	10.1	
4	72.9	45.6	37.5	23.5	46.6	
N of Valid	210	215	192	153	770	
N of Miss	14	2	2	5	23	

Table 56: Think of your four best friends (the friends you feel closest to). In the past year (12 months), how many of your best friends have: used marijuana?






Response	6	8	10	12	Total	
0	97.2	75.8	55.0	44.2	70.2	
1	1.9	11.2	15.2	14.9	10.4	
2	0.9	6.0	12.6	14.3	7.9	
3	0.0	3.3	6.8	12.3	5.1	
4	0.0	3.7	10.5	14.3	6.5	
N of Valid	211	215	191	154	771	
N of Miss	13	2	3	4	22	

Table 57: Think of your four best friends (the friends you feel closest to). In the past year (12 months), how many of your best friends have: used prescription drugs or non-prescription drugs for the purposes of getting high?


Response	6	8	10	12	Total	
0	97.6	88.0	76.2	73.9	84.9	
1	1.9	5.5	12.4	9.8	7.1	
2	0.5	3.7	5.7	6.5	3.9	
3	0.0	0.9	3.6	3.9	1.9	
4	0.0	1.8	2.1	5.9	2.2	
N of Valid	210	217	193	153	773	
N of Miss	14	0	1	5	20	

Table 58: Think of your four best friends (the friends you feel closest to). In the past year (12 months), how many of your best friends have: used synthetic marijuana (K2, spice) or bath salts?


Response	6	8	10	12	Total	
0	98.1	92.2	75.6	74.7	86.2	
1	1.4	3.7	12.4	10.4	6.6	
2	0.5	2.3	8.8	7.1	4.4	
3	0.0	0.9	0.5	3.9	1.2	
4	0.0	0.9	2.6	3.9	1.7	
N of Valid	212	217	193	154	776	
N of Miss	12	0	1	4	17	

Table 59: Think of your four best friends (the friends you feel closest to). In the past year (12 months), how many of your best friends have: used LSD, cocaine, amphetamines, or other illegal drugs?


Response	6	8	10	12	Total	
0	98.1	93.0	85.3	87.7	91.5	
1	1.9	3.3	11.1	8.4	5.8	
2	0.0	1.9	3.2	1.9	1.7	
3	0.0	0.5	0.0	0.0	0.1	
4	0.0	1.4	0.5	1.9	0.9	
N of Valid	213	215	190	154	772	
N of Miss	11	2	4	4	21	

Table 60: Think of your four best friends (the friends you feel closest to). In the past year (12 months), how many of your best friends have: tried to do well in school?






Response	6	8	10	12	Total	
0	2.8	1.9	5.2	6.6	3.9	
1	1.9	4.2	2.1	5.9	3.4	
2	7.9	8.8	11.0	13.8	10.1	
3	10.3	21.3	24.1	19.7	18.6	
4	77.1	63.9	57.6	53.9	64.0	
N of Valid	214	216	191	152	773	
N of Miss	10	1	3	6	20	

Table 61: Think of your four best friends (the friends you feel closest to). In the past year (12 months), how many of your best friends have: been suspended from school?






Response	6	8	10	12	Total	
0	79.6	69.0	77.0	79.2	75.9	
1	10.9	17.6	12.6	13.0	13.6	
2	4.7	7.4	6.3	4.5	5.8	
3	1.9	2.8	3.7	0.6	2.3	
4	2.8	3.2	0.5	2.6	2.3	
N of Valid	211	216	191	154	772	
N of Miss	13	1	3	4	21	

Table 62: Think of your four best friends (the friends you feel closest to). In the past year (12 months), how many of your best friends have: liked school?






Response	6	8	10	12	Total	
0	9.3	22.3	30.6	37.7	23.8	
1	10.3	13.5	10.4	8.4	10.8	
2	21.0	24.2	20.2	27.9	23.1	
3	20.6	18.1	19.2	13.6	18.2	
4	38.8	21.9	19.7	12.3	24.1	
N of Valid	214	215	193	154	776	
N of Miss	10	2	1	4	17	

Table 63: Think of your four best friends (the friends you feel closest to). In the past year (12 months), how many of your best friends have: carried a handgun?






Response	6	8	10	12	Total	
0	96.7	94.4	96.9	94.8	95.7	
1	1.9	2.8	1.6	2.6	2.2	
2	0.5	0.9	1.6	0.6	0.9	
3	0.5	0.9	0.0	0.0	0.4	
4	0.5	0.9	0.0	1.9	0.8	
N of Valid	213	216	193	154	776	
N of Miss	11	1	1	4	17	

Table 64: Think of your four best friends (the friends you feel closest to). In the past year (12 months), how many of your best friends have: sold illegal drugs?






Response	6	8	10	12	Total	
0	100.0	94.0	83.9	78.6	90.1	
1	0.0	4.6	9.3	10.4	5.7	
2	0.0	0.9	3.6	6.5	2.4	
3	0.0	0.5	1.6	1.9	0.9	
4	0.0	0.0	1.6	2.6	0.9	
N of Valid	213	216	193	154	776	
N of Miss	11	1	1	4	17	

Table 65: Think of your four best friends (the friends you feel closest to). In the past year (12 months), how many of your best friends have: regularly attended religious services?






Response	6	8	10	12	Total	
0	22.4	8.9	8.3	24.0	15.3	
1	8.9	9.3	10.9	20.1	11.8	
2	12.0	15.4	24.5	17.5	17.3	
3	17.7	22.0	26.0	14.3	20.3	
4	39.1	44.4	30.2	24.0	35.2	
N of Valid	192	214	192	154	752	
N of Miss	32	3	2	4	41	

Table 66: Think of your four best friends (the friends you feel closest to). In the past year (12 months), how many of your best friends have: stolen or tried to steal a motor vehicle such as a car or motorcycle?

Response	6	8	10	12	Total	
0	97.6	96.3	98.4	95.5	97.0	
1	1.4	1.8	1.6	2.6	1.8	
2	0.5	1.4	0.0	1.9	0.9	
3	0.0	0.5	0.0	0.0	0.1	
4	0.5	0.0	0.0	0.0	0.1	
N of Valid	211	217	192	154	774	
N of Miss	13	0	2	4	19	

Table 67: Think of your four best friends (the friends you feel closest to). In the past year (12 months), how many of your best friends have: been arrested?

Response	6	8	10	12	Total	
0	93.4	87.0	83.3	89.5	88.3	
1	5.2	7.9	10.9	5.2	7.4	
2	0.9	3.2	3.6	3.3	2.7	
3	0.0	0.9	2.1	0.7	0.9	
4	0.5	0.9	0.0	1.3	0.6	
N of Valid	211	216	192	153	772	
N of Miss	13	1	2	5	21	

Table 68: Think of your four best friends (the friends you feel closest to). In the past year (12 months), how many of your best friends have: dropped out of school?

Response	6	8	10	12	Total	
0	95.3	96.3	87.6	90.9	92.8	
1	3.3	2.3	10.9	5.8	5.4	
2	0.5	0.9	1.6	2.6	1.3	
3	0.5	0.5	0.0	0.0	0.3	
4	0.5	0.0	0.0	0.6	0.3	
N of Valid	211	215	193	154	773	
N of Miss	13	2	1	4	20	

Table 69: Think of your four best friends (the friends you feel closest to). In the past year (12 months), how many of your best friends have: been members of a gang?






Response	6	8	10	12	Total	
0	94.4	90.3	92.7	92.2	92.4	
1	3.3	5.6	3.1	3.9	4.0	
2	0.5	2.3	2.6	1.3	1.7	
3	0.0	0.9	0.0	0.6	0.4	
4	1.9	0.9	1.6	1.9	1.5	
N of Valid	213	216	193	154	776	
N of Miss	11	1	1	4	17	

Table 70: How old were you when you first: smoked marijuana?










Response	6	8	10	12	Total	
Never	100.0	89.0	73.3	65.4	83.4	
10 or younger	0.0	0.5	1.0	1.3	0.7	
11	0.0	0.5	0.5	0.0	0.3	
12	0.0	2.4	4.2	2.6	2.2	
13	0.0	4.8	5.8	4.6	3.7	
14	0.0	2.9	7.3	4.6	3.5	
15	0.0	0.0	6.8	7.2	3.1	
16	0.0	0.0	1.0	9.2	2.1	
17 or older	0.0	0.0	0.0	5.2	1.0	
N of Valid	211	209	191	153	764	
N of Miss	13	8	3	5	29	

Table 71: How old were you when you first: smoked a cigarette, even just a puff?










Response	6	8	10	12	Total	
Never	92.1	78.1	60.6	56.5	73.3	
10 or younger	5.6	7.0	9.8	6.5	7.2	
11	1.4	1.9	4.1	2.6	2.4	
12	0.9	7.0	4.1	5.2	4.3	
13	0.0	5.6	8.3	4.5	4.5	
14	0.0	0.5	8.3	6.5	3.5	
15	0.0	0.0	3.1	7.1	2.2	
16	0.0	0.0	1.0	5.8	1.4	
17 or older	0.0	0.0	0.5	5.2	1.2	
N of Valid	214	215	193	154	776	
N of Miss	10	2	1	4	17	

Table 72: How old were you when you first: had more than a sip or two of beer, wine or hard liquor (for example, vodka, whiskey, or gin)?










Response	6	8	10	12	Total	
Never	82.5	63.0	36.1	35.7	56.2	
10 or younger	10.4	6.6	9.9	6.5	8.5	
11	5.2	5.2	5.8	1.3	4.6	
12	1.9	9.5	8.9	3.9	6.1	
13	0.0	14.2	11.0	7.1	8.1	
14	0.0	1.4	16.2	9.7	6.4	
15	0.0	0.0	11.0	14.3	5.6	
16	0.0	0.0	1.0	14.3	3.1	
17 or older	0.0	0.0	0.0	7.1	1.4	
N of Valid	212	211	191	154	768	
N of Miss	12	6	3	4	25	

Table 73: How old were you when you first: began drinking alcoholic beverages regularly, that is, at least once or twice a month?










Response	6	8	10	12	Total	
Never	98.1	89.8	75.3	70.4	84.7	
10 or younger	0.0	0.9	0.5	1.3	0.6	
11	1.4	0.0	1.1	0.0	0.6	
12	0.5	2.3	1.1	0.0	1.0	
13	0.0	5.1	6.3	0.7	3.1	
14	0.0	1.9	5.8	2.6	2.5	
15	0.0	0.0	8.4	5.9	3.2	
16	0.0	0.0	1.6	11.8	2.7	
17 or older	0.0	0.0	0.0	7.2	1.4	
N of Valid	216	215	190	152	773	
N of Miss	8	2	4	6	20	

Table 74: How old were you when you first: used Daztrex?


Response	6	8	10	12	Total	
Never	100.0	100.0	100.0	100.0	100.0	
10 or younger	0.0	0.0	0.0	0.0	0.0	
11	0.0	0.0	0.0	0.0	0.0	
12	0.0	0.0	0.0	0.0	0.0	
13	0.0	0.0	0.0	0.0	0.0	
14	0.0	0.0	0.0	0.0	0.0	
15	0.0	0.0	0.0	0.0	0.0	
16	0.0	0.0	0.0	0.0	0.0	
17 or older	0.0	0.0	0.0	0.0	0.0	
N of Valid	195	216	191	154	756	
N of Miss	29	1	3	4	37	

Table 75: How old were you when you first: got suspended from school?










Response	6	8	10	12	Total	
Never	92.1	85.0	85.0	84.4	86.8	
10 or younger	5.1	4.2	3.1	5.2	4.4	
11	2.3	3.7	2.1	1.9	2.6	
12	0.5	5.1	2.1	1.9	2.5	
13	0.0	1.9	2.6	0.6	1.3	
14	0.0	0.0	2.6	1.9	1.0	
15	0.0	0.0	2.1	1.3	0.8	
16	0.0	0.0	0.5	1.3	0.4	
17 or older	0.0	0.0	0.0	1.3	0.3	
N of Valid	214	214	193	154	775	
N of Miss	10	3	1	4	18	

Table 76: How old were you when you first: got arrested?










Response	6	8	10	12	Total	
Never	99.1	97.7	94.8	94.2	96.6	
10 or younger	0.5	0.9	0.5	0.0	0.5	
11	0.5	0.0	1.0	0.0	0.4	
12	0.0	0.0	0.5	0.6	0.3	
13	0.0	1.4	0.5	1.3	0.8	
14	0.0	0.0	1.6	0.0	0.4	
15	0.0	0.0	0.5	1.3	0.4	
16	0.0	0.0	0.5	1.9	0.5	
17 or older	0.0	0.0	0.0	0.6	0.1	
N of Valid	213	214	193	154	774	
N of Miss	11	3	1	4	19	

Table 77: How old were you when you first: carried a handgun?










Response	6	8	10	12	Total	
Never	97.6	95.3	95.3	95.5	96.0	
10 or younger	0.9	0.9	2.6	0.6	1.3	
11	0.9	0.0	0.5	0.0	0.4	
12	0.0	2.3	0.0	0.0	0.6	
13	0.5	0.9	0.0	0.0	0.4	
14	0.0	0.5	0.0	0.6	0.3	
15	0.0	0.0	1.6	0.6	0.5	
16	0.0	0.0	0.0	1.3	0.3	
17 or older	0.0	0.0	0.0	1.3	0.3	
N of Valid	212	213	193	154	772	
N of Miss	12	4	1	4	21	

Table 78: How old were you when you first: attacked someone with the idea of seriously hurting them?










Response	6	8	10	12	Total	
Never	90.6	85.2	82.9	90.3	87.1	
10 or younger	5.6	2.8	3.6	0.6	3.4	
11	2.3	2.8	2.1	0.6	2.1	
12	1.4	2.3	1.6	0.0	1.4	
13	0.0	3.7	3.1	3.9	2.6	
14	0.0	3.2	3.1	1.3	1.9	
15	0.0	0.0	3.6	0.6	1.0	
16	0.0	0.0	0.0	1.9	0.4	
17 or older	0.0	0.0	0.0	0.6	0.1	
N of Valid	213	216	193	154	776	
N of Miss	11	1	1	4	17	

Table 79: How old were you when you first: belonged to a gang?










Response	6	8	10	12	Total	
Never	99.5	95.8	97.9	96.1	97.4	
10 or younger	0.5	0.5	1.0	0.0	0.5	
11	0.0	0.5	0.0	0.0	0.1	
12	0.0	1.4	0.0	0.6	0.5	
13	0.0	1.9	0.0	0.6	0.6	
14	0.0	0.0	1.0	0.0	0.3	
15	0.0	0.0	0.0	0.6	0.1	
16	0.0	0.0	0.0	1.3	0.3	
17 or older	0.0	0.0	0.0	0.6	0.1	
N of Valid	212	216	193	154	775	
N of Miss	12	1	1	4	18	

Table 80: How wrong do you think it is for someone your age to: take a handgun to school?





Response	6	8	10	12	Total	
Very wrong	94.9	80.6	89.1	92.9	89.1	
Wrong	4.7	13.8	8.9	4.5	8.2	
A little bit wrong	0.5	3.7	1.6	1.3	1.8	
Not wrong at all	0.0	1.8	0.5	1.3	0.9	
N of Valid	215	217	192	154	778	
N of Miss	9	0	2	4	15	

Table 81: How wrong do you think it is for someone your age to: steal anything worth more than \$5?





Response	6	8	10	12	Total	
Very wrong	71.0	58.5	64.6	68.8	65.5	
Wrong	22.4	32.3	25.5	23.4	26.1	
A little bit wrong	6.1	9.2	9.4	6.5	7.9	
Not wrong at all	0.5	0.0	0.5	1.3	0.5	
N of Valid	214	217	192	154	777	
N of Miss	10	0	2	4	16	

Table 82: How wrong do you think it is for someone your age to: pick a fight with someone?





Response	6	8	10	12	Total	
Very wrong	60.9	31.8	34.0	37.0	41.4	
Wrong	26.0	38.2	34.6	37.0	33.7	
A little bit wrong	9.8	25.3	25.7	21.4	20.3	
Not wrong at all	3.3	4.6	5.8	4.5	4.5	
N of Valid	215	217	191	154	777	
N of Miss	9	0	3	4	16	

Table 83: How wrong do you think it is for someone your age to: attack someone with the idea of seriously hurting them?





Response	6	8	10	12	Total	
Very wrong	85.5	63.4	63.0	64.1	69.5	
Wrong	10.7	26.9	22.4	22.2	20.4	
A little bit wrong	2.8	8.8	13.5	9.2	8.4	
Not wrong at all	0.9	0.9	1.0	4.6	1.7	
N of Valid	214	216	192	153	775	
N of Miss	10	1	2	5	18	

Table 84: How wrong do you think it is for someone your age to: stay away from school all day when their parents think they are at school?





Response	6	8	10	12	Total	
Very wrong	86.3	65.0	54.7	40.8	63.6	
Wrong	9.9	24.4	28.9	32.9	23.2	
A little bit wrong	2.8	8.3	15.8	18.4	10.6	
Not wrong at all	0.9	2.3	0.5	7.9	2.6	
N of Valid	212	217	190	152	771	
N of Miss	12	0	4	6	22	

Table 85: How wrong do you think it is for someone your age to: drink beer, wine or hard liquor (for example, vodka, whiskey, or gin) regularly?

Response	6	8	10	12	Total	
Very wrong	94.4	65.3	40.0	38.6	61.8	
Wrong	2.8	19.4	29.5	21.6	17.7	
A little bit wrong	2.3	10.2	22.1	27.5	14.4	
Not wrong at all	0.5	5.1	8.4	12.4	6.1	
N of Valid	214	216	190	153	773	
N of Miss	10	1	4	5	20	

Table 86: How wrong do you think it is for someone your age to: smoke cigarettes?

Response	6	8	10	12	Total	
Very wrong	94.9	72.4	53.2	48.7	69.3	
Wrong	2.8	14.3	22.1	19.7	14.1	
A little bit wrong	2.3	9.2	14.2	17.8	10.2	
Not wrong at all	0.0	4.1	10.5	13.8	6.5	
N of Valid	215	217	190	152	774	
N of Miss	9	0	4	6	19	

Table 87: How wrong do you think it is for someone your age to: smoke marijuana?

Response	6	8	10	12	Total	
Very wrong	97.7	78.1	64.6	49.7	74.7	
Wrong	0.9	8.4	14.3	13.9	8.8	
A little bit wrong	1.4	7.9	8.5	15.9	7.8	
Not wrong at all	0.0	5.6	12.7	20.5	8.7	
N of Valid	217	215	189	151	772	
N of Miss	7	2	5	7	21	

Table 88: How wrong do you think it is for someone your age to: use prescription drugs or non-prescription drugs for the purpose of getting high?





Response	6	8	10	12	Total	
Very wrong	99.1	86.6	81.7	76.8	86.9	
Wrong	0.9	10.6	11.5	13.9	8.8	
A little bit wrong	0.0	2.3	4.2	6.6	3.0	
Not wrong at all	0.0	0.5	2.6	2.6	1.3	
N of Valid	212	216	191	151	770	
N of Miss	12	1	3	7	23	

Table 89: How wrong do you think it is for someone your age to: use synthetic marijuana (K2, spice) or bath salts?





Response	6	8	10	12	Total	
Very wrong	97.7	90.3	84.2	82.8	89.4	
Wrong	0.9	7.4	9.5	13.9	7.4	
A little bit wrong	1.4	1.4	5.3	2.6	2.6	
Not wrong at all	0.0	0.9	1.1	0.7	0.6	
N of Valid	214	216	190	151	771	
N of Miss	10	1	4	7	22	

Table 90: How wrong do you think it is for someone your age to: use LSD, cocaine, amphetamines or another illegal drug?





Response	6	8	10	12	Total	
Very wrong	99.1	93.1	91.6	92.1	94.2	
Wrong	0.5	5.6	4.7	3.9	3.6	
A little bit wrong	0.5	1.4	2.6	2.6	1.7	
Not wrong at all	0.0	0.0	1.0	1.3	0.5	
N of Valid	215	216	191	152	774	
N of Miss	9	1	3	6	19	

Table 91: At school during the past 12 months, did you receive help from the resource teacher, speech therapist or other special education teacher?



Response	6	8	10	12	Total	
No	83.4	86.0	89.9	84.5	86.0	
Yes	16.6	14.0	10.1	15.5	14.0	
N of Valid	163	171	158	116	608	
N of Miss	61	46	36	42	185	

Table 92: How many times in the past year (12 months) have you: been suspended from school?






Response	6	8	10	12	Total	
Never	93.8	92.1	93.0	92.4	92.8	
1 to 2 times	5.3	7.0	5.9	6.9	6.2	
3 to 5 times	0.5	0.5	0.5	0.0	0.4	
6 to 9 times	0.5	0.0	0.5	0.7	0.4	
10 to 19 times	0.0	0.0	0.0	0.0	0.0	
20 to 29 times	0.0	0.0	0.0	0.0	0.0	
30 to 39 times	0.0	0.0	0.0	0.0	0.0	
40+ times	0.0	0.5	0.0	0.0	0.1	
N of Valid	208	214	187	144	753	
N of Miss	16	3	7	14	40	

Table 93: How many times in the past year (12 months) have you: carried a handgun?








Response	6	8	10	12	Total	
Never	97.0	94.4	94.6	97.2	95.7	
1 to 2 times	2.0	1.9	2.7	0.7	1.9	
3 to 5 times	0.5	1.4	1.1	0.0	0.8	
6 to 9 times	0.0	1.4	1.1	0.7	0.8	
10 to 19 times	0.5	0.0	0.0	0.7	0.3	
20 to 29 times	0.0	0.0	0.5	0.0	0.1	
30 to 39 times	0.0	0.0	0.0	0.0	0.0	
40+ times	0.0	0.9	0.0	0.7	0.4	
N of Valid	200	213	186	142	741	
N of Miss	24	4	8	16	52	

Table 94: How many times in the past year (12 months) have you: sold illegal drugs?









Response	6	8	10	12	Total	
Never	100.0	99.0	95.1	89.2	96.4	
1 to 2 times	0.0	0.5	3.3	4.3	1.8	
3 to 5 times	0.0	0.0	0.0	0.7	0.1	
6 to 9 times	0.0	0.0	0.5	0.7	0.3	
10 to 19 times	0.0	0.0	0.5	2.9	0.7	
20 to 29 times	0.0	0.0	0.0	0.7	0.1	
30 to 39 times	0.0	0.5	0.0	0.0	0.1	
40+ times	0.0	0.0	0.5	1.4	0.4	
N of Valid	204	207	182	139	732	
N of Miss	20	10	12	19	61	

Table 95: How many times in the past year (12 months) have you: stolen or tried to steal a motor vehicle such as a car or motorcycle?




Response	6	8	10	12	Total	
Never	99.0	98.6	99.5	99.3	99.0	
1 to 2 times	0.5	0.9	0.5	0.0	0.5	
3 to 5 times	0.0	0.0	0.0	0.0	0.0	
6 to 9 times	0.0	0.0	0.0	0.0	0.0	
10 to 19 times	0.0	0.0	0.0	0.0	0.0	
20 to 29 times	0.0	0.0	0.0	0.0	0.0	
30 to 39 times	0.0	0.0	0.0	0.0	0.0	
40+ times	0.5	0.5	0.0	0.7	0.4	
N of Valid	199	214	182	140	735	
N of Miss	25	3	12	18	58	

Table 96: How many times in the past year (12 months) have you: participated in clubs, organizations or activities at school?









Response	6	8	10	12	Total	
Never	29.0	26.8	18.7	25.5	25.1	
1 to 2 times	22.2	20.2	9.1	11.0	16.2	
3 to 5 times	14.0	15.5	15.5	14.5	14.9	
6 to 9 times	9.7	9.4	13.9	8.3	10.4	
10 to 19 times	6.3	3.8	7.5	9.7	6.5	
20 to 29 times	3.4	4.7	7.0	0.7	4.1	
30 to 39 times	1.0	4.2	1.6	3.4	2.5	
40+ times	14.5	15.5	26.7	26.9	20.2	
N of Valid	207	213	187	145	752	
N of Miss	17	4	7	13	41	

Table 97: How many times in the past year (12 months) have you: been arrested?







Response	6	8	10	12	Total	
Never	98.5	98.1	98.4	95.8	97.9	
1 to 2 times	0.5	0.9	1.1	2.8	1.2	
3 to 5 times	0.5	0.0	0.5	0.7	0.4	
6 to 9 times	0.0	0.0	0.0	0.0	0.0	
10 to 19 times	0.0	0.9	0.0	0.0	0.3	
20 to 29 times	0.0	0.0	0.0	0.0	0.0	
30 to 39 times	0.5	0.0	0.0	0.0	0.1	
40+ times	0.0	0.0	0.0	0.7	0.1	
N of Valid	204	212	185	144	745	
N of Miss	20	5	9	14	48	

Table 98: How many times in the past year (12 months) have you: attacked someone with the idea of seriously hurting them?


Response	6	8	10	12	Total	
Never	91.0	87.9	85.8	94.3	89.4	
1 to 2 times	6.0	7.5	10.9	3.5	7.2	
3 to 5 times	0.0	2.3	1.6	0.0	1.1	
6 to 9 times	1.0	1.4	0.0	0.0	0.7	
10 to 19 times	1.0	0.0	1.1	0.7	0.7	
20 to 29 times	0.0	0.0	0.5	0.7	0.3	
30 to 39 times	0.0	0.5	0.0	0.0	0.1	
40+ times	1.0	0.5	0.0	0.7	0.5	
N of Valid	199	214	183	141	737	
N of Miss	25	3	11	17	56	

Table 99: How many times in the past year (12 months) have you: been drunk or high at school?


Response	6	8	10	12	Total	
Never	100.0	95.7	85.3	80.3	91.3	
1 to 2 times	0.0	2.8	8.2	4.9	3.8	
3 to 5 times	0.0	0.0	2.7	2.1	1.1	
6 to 9 times	0.0	0.9	1.6	3.5	1.4	
10 to 19 times	0.0	0.0	1.1	2.1	0.7	
20 to 29 times	0.0	0.0	0.0	1.4	0.3	
30 to 39 times	0.0	0.5	0.0	1.4	0.4	
40+ times	0.0	0.0	1.1	4.2	1.1	
N of Valid	198	211	184	142	735	
N of Miss	26	6	10	16	58	

Table 100: How many times in the past year (12 months) have you: taken a handgun to school?



Response	6	8	10	12	Total	
Never	100.0	99.5	100.0	99.3	99.7	
1 to 2 times	0.0	0.0	0.0	0.0	0.0	
3 to 5 times	0.0	0.0	0.0	0.0	0.0	
6 to 9 times	0.0	0.0	0.0	0.0	0.0	
10 to 19 times	0.0	0.0	0.0	0.0	0.0	
20 to 29 times	0.0	0.0	0.0	0.0	0.0	
30 to 39 times	0.0	0.0	0.0	0.0	0.0	
40+ times	0.0	0.5	0.0	0.7	0.3	
N of Valid	199	207	182	143	731	
N of Miss	25	10	12	15	62	

Table 101: Are you currently on probation, or assigned a probation officer with Juvenile Court?



Response	6	8	10	12	Total	
No	96.7	95.4	97.4	98.1	96.8	
Yes	3.3	4.6	2.6	1.9	3.2	
N of Valid	151	174	154	106	585	
N of Miss	73	43	40	52	208	

Table 102: Have you ever belonged to a gang?






Response	6	8	10	12	Total	
No	96.7	93.1	94.8	90.8	94.1	
No, but would like to	0.5	0.9	1.0	1.3	0.9	
Yes, in the past	2.3	4.6	3.1	1.3	3.0	
Yes, belong now	0.5	1.4	0.5	5.9	1.8	
Yes, but would like to get out	0.0	0.0	0.5	0.7	0.3	
N of Valid	215	216	191	153	775	
N of Miss	9	1	3	5	18	

Table 103: If you have ever belonged to a gang, did that gang have a name?




Response	6	8	10	12	Total	
No	5.1	6.5	11.8	14.5	9.0	
Yes	2.3	5.1	3.7	7.9	4.6	
I have never belonged to a gang	92.5	88.4	84.5	77.6	86.5	
N of Valid	214	216	187	152	769	
N of Miss	10	1	7	6	24	

Table 104: You are at a party at someone's house, and one of your friends offers you a drink containing alcohol. What would you say or do?





Response	6	8	10	12	Total	
Drink it	4.2	21.2	41.3	39.9	25.2	
Tell your friend, 'No thanks, I don't drink' and suggest that you and your friend go and do something else	45.3	39.2	30.7	19.0	34.8	
Just say, 'No thanks' and walk away	34.0	27.6	19.0	33.3	28.4	
Make up a good excuse, tell your friend you had something else to do, and leave	16.5	12.0	9.0	7.8	11.7	
N of Valid	212	217	189	153	771	
N of Miss	12	0	5	5	22	

Table 105: How often do you attend religious services or activities?





Response	6	8	10	12	Total	
Never	17.7	5.5	4.2	11.1	9.5	
Rarely	17.2	14.3	18.3	24.8	18.2	
1-2 Times a Month	10.1	13.8	12.0	16.3	12.9	
About Once a Week or More	55.1	66.4	65.4	47.7	59.4	
N of Valid	198	217	191	153	759	
N of Miss	26	0	3	5	34	

Table 106: I think sometimes it's okay to cheat at school.





Response	6	8	10	12	Total	
NO!	74.6	32.9	22.6	19.0	39.1	
no	18.3	38.9	36.8	37.3	32.4	
yes	5.6	23.6	36.3	32.7	23.6	
YES!	1.4	4.6	4.2	11.1	4.9	
N of Valid	213	216	190	153	772	
N of Miss	11	1	4	5	21	

Table 107: It is important to think before you act.





Response	6	8	10	12	Total	
NO!	0.9	1.4	0.5	2.6	1.3	
no	1.9	2.3	1.6	3.3	2.2	
yes	21.7	36.4	41.1	45.1	35.2	
YES!	75.5	59.9	56.8	49.0	61.3	
N of Valid	212	217	190	153	772	
N of Miss	12	0	4	5	21	

Table 108: Sometimes I think that life is not worth it.





Response	6	8	10	12	Total	
NO!	67.9	46.5	44.4	46.4	51.8	
no	13.9	23.7	27.0	34.0	23.9	
yes	12.0	21.9	20.1	15.0	17.4	
YES!	6.2	7.9	8.5	4.6	6.9	
N of Valid	209	215	189	153	766	
N of Miss	15	2	5	5	27	

Table 109: At times I think I am no good at all.

Response	6	8	10	12	Total	
NO!	46.2	31.8	28.0	34.6	35.4	
no	18.1	26.7	27.0	29.4	25.0	
yes	21.0	29.5	32.8	28.1	27.7	
YES!	14.8	12.0	12.2	7.8	12.0	
N of Valid	210	217	189	153	769	
N of Miss	14	0	5	5	24	

Table 110: All in all, I am inclined to think that I am a failure.

Response	6	8	10	12	Total	
NO!	61.1	40.3	44.7	49.0	48.8	
no	21.2	37.5	32.4	35.8	31.5	
yes	9.1	15.7	16.5	9.9	13.0	
YES!	8.7	6.5	6.4	5.3	6.8	
N of Valid	208	216	188	151	763	
N of Miss	16	1	6	7	30	

Table 111: In the past year, have you felt depressed or sad MOST days, even if you felt okay sometimes?

Response	6	8	10	12	Total	
NO!	44.4	31.3	28.6	36.6	35.2	
no	21.7	26.7	25.9	30.1	25.8	
yes	19.3	28.1	30.7	26.1	26.0	
YES!	14.5	13.8	14.8	7.2	12.9	
N of Valid	207	217	189	153	766	
N of Miss	17	0	5	5	27	

Table 112: It is all right to beat up people if they start the fight.

Response	6	8	10	12	Total	
NO!	56.0	28.8	26.1	27.6	35.3	<div></div>
no	15.3	22.8	18.6	23.0	19.8	<div></div>
yes	16.7	26.0	27.7	28.9	24.5	<div></div>
YES!	12.0	22.3	27.7	20.4	20.4	<div></div>
N of Valid	209	215	188	152	764	
N of Miss	15	2	6	6	29	

Table 113: I think it is okay to take something without asking if you can get away with it.

Response	6	8	10	12	Total	
NO!	85.8	65.0	53.7	51.6	65.3	<div></div>
no	11.8	31.3	43.6	41.8	31.1	<div></div>
yes	0.9	3.2	2.1	4.6	2.6	<div></div>
YES!	1.4	0.5	0.5	2.0	1.0	<div></div>
N of Valid	211	217	188	153	769	
N of Miss	13	0	6	5	24	

Table 114: Where do you get the most information about living a drug and alcohol free life? Parents/guardians

Response	6	8	10	12	Total	
All the time	56.6	44.9	36.4	28.7	42.7	<div></div>
Most	26.8	30.4	26.7	29.3	28.3	<div></div>
Some	10.7	15.9	24.6	26.0	18.7	<div></div>
Very little	5.9	8.9	12.3	16.0	10.3	<div></div>
N of Valid	205	214	187	150	756	
N of Miss	19	3	7	8	37	

Table 115: Where do you get the most information about living a drug and alcohol free life? Friends





Response	6	8	10	12	Total	
All the time	25.5	14.5	14.2	11.3	16.7	
Most	17.9	13.1	14.8	15.2	15.2	
Some	27.6	35.0	26.8	29.8	30.0	
Very little	29.1	37.4	44.3	43.7	38.2	
N of Valid	196	214	183	151	744	
N of Miss	28	3	11	7	49	

Table 116: Where do you get the most information about living a drug and alcohol free life? Family members





Response	6	8	10	12	Total	
All the time	45.5	35.4	25.0	21.2	32.7	
Most	29.5	23.1	29.3	15.2	24.8	
Some	15.0	27.4	31.5	36.4	26.9	
Very little	10.0	14.2	14.1	27.2	15.7	
N of Valid	200	212	184	151	747	
N of Miss	24	5	10	7	46	

Table 117: Where do you get the most information about living a drug and alcohol free life? School





Response	6	8	10	12	Total	
All the time	61.0	49.8	32.1	29.6	44.3	
Most	22.0	27.6	37.4	27.0	28.4	
Some	9.5	15.2	20.9	27.6	17.6	
Very little	7.5	7.4	9.6	15.8	9.7	
N of Valid	200	217	187	152	756	
N of Miss	24	0	7	6	37	

Table 118: Where do you get the most information about living a drug and alcohol free life? Internet





Response	6	8	10	12	Total	
All the time	11.6	9.4	11.0	9.9	10.5	
Most	8.9	9.4	5.5	9.9	8.4	
Some	16.3	23.5	25.8	24.5	22.4	
Very little	63.2	57.7	57.7	55.6	58.7	
N of Valid	190	213	182	151	736	
N of Miss	34	4	12	7	57	

Table 119: Where do you get the most information about living a drug and alcohol free life? TV





Response	6	8	10	12	Total	
All the time	15.7	8.0	11.0	11.9	11.5	
Most	16.2	16.5	13.7	7.3	13.9	
Some	23.6	31.1	30.2	29.8	28.7	
Very little	44.5	44.3	45.1	51.0	45.9	
N of Valid	191	212	182	151	736	
N of Miss	33	5	12	7	57	

Table 120: Where do you get the most information about living a drug and alcohol free life? Social media





Response	6	8	10	12	Total	
All the time	15.7	8.5	11.5	12.1	11.8	
Most	7.9	9.9	8.7	6.7	8.4	
Some	19.7	26.9	24.0	24.2	23.8	
Very little	56.7	54.7	55.7	57.0	56.0	
N of Valid	178	212	183	149	722	
N of Miss	46	5	11	9	71	

Table 121: How much do you think people risk harming themselves (physically or in other ways) if they: smoked one or more packs of cigarettes per day?

Response	6	8	10	12	Total	
No risk	9.7	5.1	1.6	3.9	5.3	
Slight risk	7.8	6.5	8.6	5.9	7.3	
Moderate risk	16.0	21.4	28.1	23.7	22.0	
Great risk	66.5	67.0	61.6	66.4	65.4	
N of Valid	206	215	185	152	758	
N of Miss	18	2	9	6	35	

Table 122: How much do you think people risk harming themselves (physically or in other ways) if they: try marijuana once or twice?

Response	6	8	10	12	Total	
No risk	10.2	17.0	28.0	43.4	23.1	
Slight risk	17.5	24.1	22.5	21.7	21.4	
Moderate risk	19.4	20.8	17.6	15.1	18.5	
Great risk	52.9	38.2	31.9	19.7	37.0	
N of Valid	206	212	182	152	752	
N of Miss	18	5	12	6	41	

Table 123: How much do you think people risk harming themselves (physically or in other ways) if they: smoke marijuana once or twice a week?

Response	6	8	10	12	Total	
No risk	9.4	10.8	17.0	35.1	16.8	
Slight risk	5.9	13.6	17.6	16.6	13.1	
Moderate risk	15.8	21.1	18.7	15.9	18.0	
Great risk	69.0	54.5	46.7	32.5	52.1	
N of Valid	203	213	182	151	749	
N of Miss	21	4	12	7	44	

Table 124: How much do you think people risk harming themselves (physically or in other ways) if they: take one or two drinks of an alcoholic beverage (beer, wine, liquor) nearly every day?

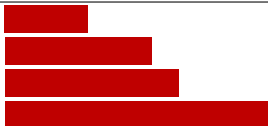
Response	6	8	10	12	Total	
No risk	11.3	9.8	10.4	13.8	11.2	
Slight risk	17.2	19.2	26.2	25.7	21.6	
Moderate risk	18.1	29.0	29.5	28.9	26.2	
Great risk	53.4	42.1	33.9	31.6	41.0	
N of Valid	204	214	183	152	753	
N of Miss	20	3	11	6	40	

Table 125: How much do you think people risk harming themselves (physically or in other ways) if they: have five or more drinks of an alcoholic beverage once or twice each weekend?

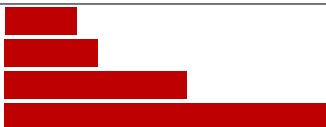
Response	6	8	10	12	Total	
No risk	11.3	7.0	6.6	13.2	9.3	
Slight risk	8.3	10.3	15.8	18.4	12.7	
Moderate risk	23.0	26.2	30.6	31.6	27.5	
Great risk	57.4	56.5	47.0	36.8	50.5	
N of Valid	204	214	183	152	753	
N of Miss	20	3	11	6	40	

Table 126: How much do you think people risk harming themselves (physically or in other ways) if they: use prescription drugs that are not prescribed to them?


Response	6	8	10	12	Total	
No risk	9.7	5.6	2.2	5.9	6.0	
Slight risk	3.9	6.6	7.1	11.2	6.9	
Moderate risk	12.1	18.3	19.7	23.7	18.0	
Great risk	74.3	69.5	71.0	59.2	69.1	
N of Valid	206	213	183	152	754	
N of Miss	18	4	11	6	39	

Table 127: How much do you think people risk harming themselves (physically or in other ways) if they: use non-prescription drugs to get high?

Response	6	8	10	12	Total
No risk	8.7	5.1	2.2	6.0	5.6
Slight risk	1.0	4.7	7.7	10.6	5.6
Moderate risk	13.1	15.9	12.6	18.5	14.9
Great risk	77.2	74.3	77.5	64.9	74.0
N of Valid	206	214	182	151	753
N of Miss	18	3	12	7	40

Table 128: Have you ever used smokeless tobacco (chew, snuff, plug, dipping tobacco, or chewing tobacco)?

Response	6	8	10	12	Total
Never	95.7	85.6	70.7	69.5	81.6
Once or Twice	3.8	9.3	10.9	12.6	8.8
Once in a while but not regularly	0.5	2.3	7.1	4.6	3.4
Regularly in the past	0.0	1.4	5.4	7.3	3.2
Regularly now	0.0	1.4	6.0	6.0	3.0
N of Valid	208	216	184	151	759
N of Miss	16	1	10	7	34

Table 129: How often have you taken smokeless tobacco during the past 30 days?

Response	6	8	10	12	Total
Not at all	99.0	94.0	88.0	85.5	92.2
Once or twice	1.0	3.7	3.3	4.6	3.0
Once or twice per week	0.0	0.5	1.1	1.3	0.7
Three to five times per week	0.0	0.5	1.6	2.6	1.1
About once a day	0.0	0.9	1.6	0.7	0.8
More than once a day	0.0	0.5	4.3	5.3	2.2
N of Valid	208	216	184	152	760
N of Miss	16	1	10	6	33

Table 130: Have you ever smoked cigarettes?






Response	6	8	10	12	Total	
Never	92.3	79.2	62.0	52.6	73.3	
Once or Twice	7.2	12.0	11.4	17.1	11.6	
Once in a while but not regularly	0.5	4.2	9.2	9.9	5.5	
Regularly in the past	0.0	2.3	6.5	6.6	3.6	
Regularly now	0.0	2.3	10.9	13.8	6.1	
N of Valid	208	216	184	152	760	
N of Miss	16	1	10	6	33	

Table 131: How frequently have you smoked cigarettes during the past 30 days?







Response	6	8	10	12	Total	
Not at all	100.0	93.5	78.8	79.6	88.9	
Less than one cigarette per day	0.0	2.3	8.7	6.6	4.1	
One to five cigarettes per day	0.0	2.8	8.2	5.3	3.8	
About one-half pack per day	0.0	0.9	2.7	5.9	2.1	
About one pack per day	0.0	0.5	1.6	2.0	0.9	
About one and one-half packs per day	0.0	0.0	0.0	0.7	0.1	
Two packs or more per day	0.0	0.0	0.0	0.0	0.0	
N of Valid	208	216	184	152	760	
N of Miss	16	1	10	6	33	

Table 132: Which statement best describes rules about smoking inside your home?






Response	6	8	10	12	Total	
Smoking is not allowed anywhere inside your home	69.6	69.2	65.4	64.0	67.3	
Smoking is allowed in some places and at some times	7.7	7.9	8.4	11.3	8.7	
Smoking is allowed anywhere inside the home	2.4	5.6	8.9	5.3	5.5	
There are no rules about smoking inside the home	4.3	6.5	7.3	6.0	6.0	
I don't know	15.9	10.7	10.1	13.3	12.5	
N of Valid	207	214	179	150	750	
N of Miss	17	3	15	8	43	

Table 133: Which statement best describes rules about smoking in your family cars?







Response	6	8	10	12	Total	
Smoking is never allowed in any car	63.5	57.5	57.3	50.7	57.7	
Smoking is allowed sometimes or in some cars	13.3	15.4	8.4	14.0	12.9	
Smoking is allowed in any car anytime	2.0	5.6	10.7	9.3	6.6	
There are no rules about smoking in the car	5.9	10.7	13.5	11.3	10.2	
We do not have a family car	1.0	1.4	1.1	1.3	1.2	
I don't know	14.3	9.3	9.0	13.3	11.4	
N of Valid	203	214	178	150	745	
N of Miss	21	3	16	8	48	

Table 134: During this school year, were you taught in any of your classes about the dangers of tobacco use?






Response	6	8	10	12	Total	
Strongly agree	41.9	29.1	19.3	15.8	27.4	
Agree	28.3	39.4	31.5	30.1	32.7	
Disagree	6.3	5.6	19.3	9.6	10.0	
Strongly disagree	4.2	7.0	9.9	19.2	9.4	
I don't know	19.4	18.8	19.9	25.3	20.5	
N of Valid	191	213	181	146	731	
N of Miss	33	4	13	12	62	

Table 135: During the past 12 months, have you participated in any community activities to discourage people your age from using cigarettes, chewing tobacco, snuff, dip or cigars?






Response	6	8	10	12	Total	
Strongly agree	22.6	11.8	11.7	13.0	14.8	
Agree	16.1	20.3	20.6	13.0	17.8	
Disagree	14.0	16.5	20.0	23.3	18.1	
Strongly disagree	18.3	26.4	23.9	24.7	23.3	
I don't know	29.0	25.0	23.9	26.0	26.0	
N of Valid	186	212	180	146	724	
N of Miss	38	5	14	12	69	

Table 136: Think back over the last two weeks. How many times have you had five or more alcoholic drinks in a row?







Response	6	8	10	12	Total	
None	99.5	92.1	86.2	78.4	89.9	
Once	0.5	3.7	3.9	13.5	4.9	
Twice	0.0	3.7	5.5	2.7	3.0	
3-5 times	0.0	0.5	1.7	3.4	1.2	
6-9 times	0.0	0.0	0.6	0.0	0.1	
10 or more times	0.0	0.0	2.2	2.0	0.9	
N of Valid	198	214	181	148	741	
N of Miss	26	3	13	10	52	

Table 137: During the past 30 days, how many times did you ride in a car or other vehicle driven by someone who had been drinking alcohol or using drugs to get high?






Response	6	8	10	12	Total	
0 times	92.0	89.2	83.7	76.2	86.0	
1 time	5.0	7.5	6.2	6.1	6.2	
2 or 3 times	2.0	2.3	5.6	6.1	3.8	
4 or 5 times	1.0	0.5	2.8	2.0	1.5	
6 or more times	0.0	0.5	1.7	9.5	2.4	
N of Valid	199	213	178	147	737	
N of Miss	25	4	16	11	56	

Table 138: During the past 30 days, how many times did you drive a car or other vehicle when you had been drinking alcohol or using drugs to get high?







Response	6	8	10	12	Total	
I did not drive a car in the past 30 days	56.1	54.3	32.6	18.5	42.1	
0 times	42.2	43.8	62.4	67.8	52.9	
1 time	0.5	1.4	2.8	5.5	2.4	
2 or 3 times	0.0	0.0	1.1	2.7	0.8	
4 or 5 times	0.5	0.5	0.0	1.4	0.6	
6 or more times	0.5	0.0	1.1	4.1	1.3	
N of Valid	187	208	178	146	719	
N of Miss	37	9	16	12	74	

Table 139: If you drank alcohol (not just a sip or taste) in the past year, how did you usually get it?












Response	6	8	10	12	Total	
I did not drink alcohol in the past year	94.7	78.7	50.9	42.4	68.8	
I bought it myself with a fake ID	0.0	0.0	0.0	0.7	0.1	
I bought it myself without a fake ID	0.0	0.5	0.6	1.4	0.6	
I got it from someone I know age 21 or older	1.1	5.7	13.1	20.8	9.3	
I got it from someone I know under age 21	0.0	1.9	11.4	9.7	5.3	
I got it from my brother or sister	0.5	0.9	2.9	2.1	1.5	
I got it from home with my parents' permission	1.6	0.9	6.9	3.5	3.1	
I got it from home without my parents' permission	0.5	4.3	3.4	1.4	2.5	
I got it from another relative	0.5	1.4	2.9	0.7	1.4	
A stranger bought it for me	0.0	0.5	1.1	1.4	0.7	
I took it from a store or shop	0.0	0.0	0.0	0.0	0.0	
Other	1.1	5.2	6.9	16.0	6.7	
N of Valid	189	211	175	144	719	
N of Miss	35	6	19	14	74	

Table 140: If you drank alcohol (not just a sip or taste) in the past year, where did you usually drink it?










Response	6	8	10	12	Total	
I did not drink alcohol in the past year	95.7	78.0	51.7	46.4	70.0	
at my home	2.2	6.2	10.9	9.4	6.9	
at someone else's home	1.1	11.5	30.5	36.2	18.2	
at an open area like a park, beach, field, back road, woods, or a street corner	0.0	2.9	4.0	2.9	2.4	
at a sporting event or concert	0.0	0.0	0.0	0.0	0.0	
at a restaurant, bar, or a nightclub	0.5	0.0	1.1	2.9	1.0	
at an empty building or a construction site	0.0	0.5	0.0	0.7	0.3	
at a hotel/motel	0.5	0.0	1.1	0.0	0.4	
in a car	0.0	0.5	0.0	0.0	0.1	
at school	0.0	0.5	0.6	1.4	0.6	
N of Valid	186	209	174	138	707	
N of Miss	38	8	20	20	86	

Table 141: How do you feel about someone your age having one or two drinks of an alcoholic beverage nearly every day?





Response	6	8	10	12	Total	
Neither approve nor disapprove	9.2	23.1	32.2	34.7	24.1	
Somewhat disapprove	5.4	20.3	20.7	20.4	16.6	
Strongly disapprove	70.8	47.6	38.5	38.1	49.4	
Don't know or can't say	14.6	9.0	8.6	6.8	9.9	
N of Valid	185	212	174	147	718	
N of Miss	39	5	20	11	75	

Table 142: On how many occasions have you had alcoholic beverages (beer, wine or hard liquor) to drink in your lifetime - more than just a few sips?








Response	6	8	10	12	Total	
0	88.7	72.0	44.8	39.6	63.3	
01/02/13	7.7	11.7	9.8	11.4	10.1	
03/05/13	1.5	2.3	8.6	9.4	5.1	
06/09/13	1.5	3.7	12.1	7.4	5.9	
10/19/13	0.0	4.7	10.9	12.1	6.4	
20-39	0.0	2.3	4.6	7.4	3.3	
40	0.5	3.3	9.2	12.8	5.9	
N of Valid	194	214	174	149	731	
N of Miss	30	3	20	9	62	

Table 143: On how many occasions have you drunk one of more drinks of an alcoholic beverage during the past 30 days?








Response	6	8	10	12	Total	
0	97.9	89.2	75.0	71.8	84.5	
01/02/13	1.6	6.6	16.3	19.5	10.2	
03/05/13	0.5	1.9	6.4	4.0	3.0	
06/09/13	0.0	2.4	2.3	0.7	1.4	
10/19/13	0.0	0.0	0.0	0.7	0.1	
20-39	0.0	0.0	0.0	0.7	0.1	
40	0.0	0.0	0.0	2.7	0.6	
N of Valid	191	212	172	149	724	
N of Miss	33	5	22	9	69	

Table 144: On how many occasions have you used marijuana (grass, pot) or hashish (hash, hash oil) in your lifetime?


Response	6	8	10	12	Total	
0	99.5	89.7	74.6	65.5	83.7	
01/02/13	0.5	4.2	2.9	6.1	3.3	
03/05/13	0.0	0.5	3.5	2.7	1.5	
06/09/13	0.0	0.9	5.8	3.4	2.3	
10/19/13	0.0	2.8	1.2	4.1	1.9	
20-39	0.0	0.5	6.9	6.1	3.0	
40	0.0	1.4	5.2	12.2	4.1	
N of Valid	191	213	173	148	725	
N of Miss	33	4	21	10	68	

Table 145: On how many occasions have you used marijuana (grass, pot) or hashish (hash, hash oil) during the past 30 days?


Response	6	8	10	12	Total	
0	100.0	95.3	86.3	77.9	90.8	
01/02/13	0.0	2.8	4.6	6.0	3.2	
03/05/13	0.0	0.9	3.4	3.4	1.8	
06/09/13	0.0	0.5	1.7	1.3	0.8	
10/19/13	0.0	0.5	2.9	3.4	1.5	
20-39	0.0	0.0	0.6	1.3	0.4	
40	0.0	0.0	0.6	6.7	1.5	
N of Valid	191	214	175	149	729	
N of Miss	33	3	19	9	64	

Table 146: On how many occasions have you used LSD or other psychedelics in your lifetime?


Response	6	8	10	12	Total	
0	100.0	99.5	98.3	98.0	99.0	
01/02/13	0.0	0.5	0.6	1.3	0.6	
03/05/13	0.0	0.0	0.0	0.0	0.0	
06/09/13	0.0	0.0	0.0	0.0	0.0	
10/19/13	0.0	0.0	0.6	0.7	0.3	
20-39	0.0	0.0	0.6	0.0	0.1	
40	0.0	0.0	0.0	0.0	0.0	
N of Valid	187	214	173	149	723	
N of Miss	37	3	21	9	70	

Table 147: On how many occasions have you used LSD or other psychedelics during the past 30 days?

Response	6	8	10	12	Total	
0	100.0	100.0	99.4	98.7	99.6	
01/02/13	0.0	0.0	0.0	0.7	0.1	
03/05/13	0.0	0.0	0.0	0.0	0.0	
06/09/13	0.0	0.0	0.6	0.7	0.3	
10/19/13	0.0	0.0	0.0	0.0	0.0	
20-39	0.0	0.0	0.0	0.0	0.0	
40	0.0	0.0	0.0	0.0	0.0	
N of Valid	187	212	173	149	721	
N of Miss	37	5	21	9	72	

Table 148: On how many occasions have you used cocaine or crack in your lifetime?

Response	6	8	10	12	Total	
0	99.5	99.5	98.9	98.0	99.0	
01/02/13	0.0	0.0	1.1	1.4	0.5	
03/05/13	0.0	0.0	0.0	0.0	0.0	
06/09/13	0.0	0.5	0.0	0.7	0.3	
10/19/13	0.0	0.0	0.0	0.0	0.0	
20-39	0.0	0.0	0.0	0.0	0.0	
40	0.5	0.0	0.0	0.0	0.1	
N of Valid	192	213	175	148	728	
N of Miss	32	4	19	10	65	

Table 149: On how many occasions have you used cocaine or crack during the past 30 days?

Response	6	8	10	12	Total	
0	100.0	100.0	100.0	99.3	99.9	
01/02/13	0.0	0.0	0.0	0.0	0.0	
03/05/13	0.0	0.0	0.0	0.0	0.0	
06/09/13	0.0	0.0	0.0	0.7	0.1	
10/19/13	0.0	0.0	0.0	0.0	0.0	
20-39	0.0	0.0	0.0	0.0	0.0	
40	0.0	0.0	0.0	0.0	0.0	
N of Valid	192	211	170	146	719	
N of Miss	32	6	24	12	74	

Table 150: On how many occasions have you sniffed glue, breathed the contents of an aerosol spray can, or inhaled other gases or sprays, in order to get high in your lifetime?







Response	6	8	10	12	Total	
0	99.0	95.3	93.6	92.6	95.3	
01/02/13	0.5	3.3	1.7	4.1	2.3	
03/05/13	0.0	0.9	2.3	1.4	1.1	
06/09/13	0.0	0.0	1.2	0.7	0.4	
10/19/13	0.5	0.5	0.6	1.4	0.7	
20-39	0.0	0.0	0.0	0.0	0.0	
40	0.0	0.0	0.6	0.0	0.1	
N of Valid	192	213	173	148	726	
N of Miss	32	4	21	10	67	

Table 151: On how many occasions have you sniffed glue, breathed the contents of an aerosol spray can, or inhaled other gases or sprays, in order to get high during the past 30 days?






Response	6	8	10	12	Total	
0	99.0	97.2	97.1	96.6	97.5	
01/02/13	1.0	1.9	2.3	2.7	1.9	
03/05/13	0.0	0.9	0.0	0.0	0.3	
06/09/13	0.0	0.0	0.0	0.7	0.1	
10/19/13	0.0	0.0	0.0	0.0	0.0	
20-39	0.0	0.0	0.0	0.0	0.0	
40	0.0	0.0	0.6	0.0	0.1	
N of Valid	192	212	172	147	723	
N of Miss	32	5	22	11	70	

Table 152: On how many occasions have you used Daztrex in your lifetime?


Response	6	8	10	12	Total	
0	100.0	100.0	100.0	100.0	100.0	
01/02/13	0.0	0.0	0.0	0.0	0.0	
03/05/13	0.0	0.0	0.0	0.0	0.0	
06/09/13	0.0	0.0	0.0	0.0	0.0	
10/19/13	0.0	0.0	0.0	0.0	0.0	
20-39	0.0	0.0	0.0	0.0	0.0	
40	0.0	0.0	0.0	0.0	0.0	
N of Valid	184	214	173	147	718	
N of Miss	40	3	21	11	75	

Table 153: On how many occasions have you used Daztrex during the past 30 days?


Response	6	8	10	12	Total	
0	100.0	100.0	100.0	100.0	100.0	
01/02/13	0.0	0.0	0.0	0.0	0.0	
03/05/13	0.0	0.0	0.0	0.0	0.0	
06/09/13	0.0	0.0	0.0	0.0	0.0	
10/19/13	0.0	0.0	0.0	0.0	0.0	
20-39	0.0	0.0	0.0	0.0	0.0	
40	0.0	0.0	0.0	0.0	0.0	
N of Valid	183	211	172	147	713	
N of Miss	41	6	22	11	80	

Table 154: On how many occasions have you used synthetic marijuana in your lifetime?








Response	6	8	10	12	Total	
0	100.0	97.2	89.0	82.4	93.0	
01/02/13	0.0	1.9	4.6	5.4	2.8	
03/05/13	0.0	0.5	1.2	3.4	1.1	
06/09/13	0.0	0.0	2.3	0.7	0.7	
10/19/13	0.0	0.0	1.2	2.0	0.7	
20-39	0.0	0.0	0.6	4.1	1.0	
40	0.0	0.5	1.2	2.0	0.8	
N of Valid	190	214	173	148	725	
N of Miss	34	3	21	10	68	

Table 155: On how many occasions have you used synthetic marijuana during the past 30 days?





Response	6	8	10	12	Total	
0	100.0	100.0	98.2	97.3	99.0	
01/02/13	0.0	0.0	1.8	1.4	0.7	
03/05/13	0.0	0.0	0.0	0.0	0.0	
06/09/13	0.0	0.0	0.0	0.7	0.1	
10/19/13	0.0	0.0	0.0	0.0	0.0	
20-39	0.0	0.0	0.0	0.0	0.0	
40	0.0	0.0	0.0	0.7	0.1	
N of Valid	190	213	171	148	722	
N of Miss	34	4	23	10	71	

Table 156: On how many occasions have you used methamphetamines (meth, speed, crank, crystal meth) in your lifetime?







Response	6	8	10	12	Total	
0	100.0	99.5	97.7	96.6	98.6	
01/02/13	0.0	0.5	1.2	1.4	0.7	
03/05/13	0.0	0.0	0.6	0.7	0.3	
06/09/13	0.0	0.0	0.0	0.7	0.1	
10/19/13	0.0	0.0	0.6	0.0	0.1	
20-39	0.0	0.0	0.0	0.0	0.0	
40	0.0	0.0	0.0	0.7	0.1	
N of Valid	191	213	171	148	723	
N of Miss	33	4	23	10	70	

Table 157: On how many occasions have you used methamphetamines (meth, speed, crank, crystal meth) in the past 30 days?





Response	6	8	10	12	Total	
0	100.0	100.0	99.4	98.6	99.6	
01/02/13	0.0	0.0	0.0	0.7	0.1	
03/05/13	0.0	0.0	0.0	0.0	0.0	
06/09/13	0.0	0.0	0.6	0.0	0.1	
10/19/13	0.0	0.0	0.0	0.0	0.0	
20-39	0.0	0.0	0.0	0.0	0.0	
40	0.0	0.0	0.0	0.7	0.1	
N of Valid	192	213	171	147	723	
N of Miss	32	4	23	11	70	

Table 158: On how many occasions have you used other chemical products (bath salts, plant food, etc.) in your lifetime?

Response	6	8	10	12	Total	
0	99.5	99.5	97.7	98.6	98.9	
01/02/13	0.0	0.0	1.2	0.7	0.4	
03/05/13	0.5	0.5	0.0	0.0	0.3	
06/09/13	0.0	0.0	0.0	0.0	0.0	
10/19/13	0.0	0.0	0.0	0.0	0.0	
20-39	0.0	0.0	0.0	0.0	0.0	
40	0.0	0.0	1.2	0.7	0.4	
N of Valid	187	214	173	146	720	
N of Miss	37	3	21	12	73	

Table 159: On how many occasions have you used other chemical products (bath salts, plant food, etc.) during the past 30 days?

Response	6	8	10	12	Total	
0	100.0	100.0	98.8	99.3	99.6	
01/02/13	0.0	0.0	0.0	0.0	0.0	
03/05/13	0.0	0.0	0.0	0.0	0.0	
06/09/13	0.0	0.0	0.6	0.0	0.1	
10/19/13	0.0	0.0	0.0	0.0	0.0	
20-39	0.0	0.0	0.0	0.0	0.0	
40	0.0	0.0	0.6	0.7	0.3	
N of Valid	187	212	171	146	716	
N of Miss	37	5	23	12	77	

Table 160: On how many occasions have you used heroin or other opiates in your lifetime?

Response	6	8	10	12	Total	
0	100.0	99.5	99.4	98.6	99.4	
01/02/13	0.0	0.5	0.6	0.0	0.3	
03/05/13	0.0	0.0	0.0	0.0	0.0	
06/09/13	0.0	0.0	0.0	0.0	0.0	
10/19/13	0.0	0.0	0.0	0.0	0.0	
20-39	0.0	0.0	0.0	0.0	0.0	
40	0.0	0.0	0.0	1.4	0.3	
N of Valid	185	214	172	146	717	
N of Miss	39	3	22	12	76	

Table 161: On how many occasions have you used heroin or other opiates during the past 30 days?


Response	6	8	10	12	Total	
0	100.0	99.5	100.0	98.6	99.6	
01/02/13	0.0	0.5	0.0	0.0	0.1	
03/05/13	0.0	0.0	0.0	0.7	0.1	
06/09/13	0.0	0.0	0.0	0.0	0.0	
10/19/13	0.0	0.0	0.0	0.0	0.0	
20-39	0.0	0.0	0.0	0.0	0.0	
40	0.0	0.0	0.0	0.7	0.1	
N of Valid	185	213	171	146	715	
N of Miss	39	4	23	12	78	

Table 162: On how many occasions have you used MDMA ('X', 'E', or ecstasy) in your lifetime?


Response	6	8	10	12	Total	
0	100.0	99.1	98.8	93.8	98.2	
01/02/13	0.0	0.5	1.2	4.1	1.3	
03/05/13	0.0	0.0	0.0	2.1	0.4	
06/09/13	0.0	0.5	0.0	0.0	0.1	
10/19/13	0.0	0.0	0.0	0.0	0.0	
20-39	0.0	0.0	0.0	0.0	0.0	
40	0.0	0.0	0.0	0.0	0.0	
N of Valid	184	214	172	145	715	
N of Miss	40	3	22	13	78	

Table 163: On how many occasions have you used MDMA ('X', 'E', or ecstasy) during the past 30 days?


Response	6	8	10	12	Total	
0	100.0	100.0	99.4	99.3	99.7	
01/02/13	0.0	0.0	0.6	0.0	0.1	
03/05/13	0.0	0.0	0.0	0.7	0.1	
06/09/13	0.0	0.0	0.0	0.0	0.0	
10/19/13	0.0	0.0	0.0	0.0	0.0	
20-39	0.0	0.0	0.0	0.0	0.0	
40	0.0	0.0	0.0	0.0	0.0	
N of Valid	183	213	173	144	713	
N of Miss	41	4	21	14	80	

Table 164: On how many occasions have you taken prescription drugs (such as Valium, Xanax, Ritalin, Adderall, OxyContin, Darvocet, or sleeping pills) not prescribed to you in your lifetime?








Response	6	8	10	12	Total	
0	98.4	94.8	88.3	82.9	91.8	
01/02/13	1.1	1.4	3.5	5.5	2.6	
03/05/13	0.0	2.3	2.9	1.4	1.7	
06/09/13	0.0	0.0	2.9	2.1	1.1	
10/19/13	0.0	0.0	0.6	1.4	0.4	
20-39	0.0	0.5	0.6	1.4	0.6	
40	0.5	0.9	1.2	5.5	1.8	
N of Valid	187	213	171	146	717	
N of Miss	37	4	23	12	76	

Table 165: On how many occasions have you taken prescription drugs (such as Valium, Xanax, Ritalin, Adderall, OxyContin, Darvocet, or sleeping pills) not prescribed to you during the past 30 days?








Response	6	8	10	12	Total	
0	99.5	97.2	95.9	92.5	96.5	
01/02/13	0.5	1.9	1.2	2.1	1.4	
03/05/13	0.0	0.5	1.7	2.7	1.1	
06/09/13	0.0	0.0	0.0	1.4	0.3	
10/19/13	0.0	0.5	0.0	1.4	0.4	
20-39	0.0	0.0	0.6	0.0	0.1	
40	0.0	0.0	0.6	0.0	0.1	
N of Valid	188	213	172	146	719	
N of Miss	36	4	22	12	74	

Table 166: On how many occasions have you taken non-prescription medicines such as diet pills (for example, Dietac, Dexatrim or Prolamine), stay-awake pills (for example No-Doz, Vivarin, or Wake), or cough or cold medicines (robos, DXM, etc.) to get high in your lifetime?








Response	6	8	10	12	Total	
0	100.0	96.7	95.3	90.4	96.0	
01/02/13	0.0	1.9	1.2	3.4	1.5	
03/05/13	0.0	0.9	1.7	0.7	0.8	
06/09/13	0.0	0.0	0.0	0.7	0.1	
10/19/13	0.0	0.0	1.2	0.7	0.4	
20-39	0.0	0.0	0.0	2.1	0.4	
40	0.0	0.5	0.6	2.1	0.7	
N of Valid	187	214	172	146	719	
N of Miss	37	3	22	12	74	

Table 167: On how many occasions have you taken non-prescription medicines such as diet pills (for example, Dietac, Dexatrim or Prolamine), stay-awake pills (for example No-Doz, Vivarin, or Wake), or cough or cold medicines (robos, DXM, etc.) to get high during the past 30 days?






Response	6	8	10	12	Total	
0	100.0	99.5	98.8	94.5	98.5	
01/02/13	0.0	0.5	0.0	2.1	0.6	
03/05/13	0.0	0.0	0.6	0.7	0.3	
06/09/13	0.0	0.0	0.6	2.1	0.6	
10/19/13	0.0	0.0	0.0	0.7	0.1	
20-39	0.0	0.0	0.0	0.0	0.0	
40	0.0	0.0	0.0	0.0	0.0	
N of Valid	187	212	171	145	715	
N of Miss	37	5	23	13	78	

Table 168: On how many occasions have you been drunk or very high from drinking alcoholic beverages during the past 30 days?








Response	6	8	10	12	Total	
0	99.5	93.9	83.6	84.7	91.1	
01/02/13	0.0	4.2	10.5	9.0	5.6	
03/05/13	0.5	0.9	2.3	2.1	1.4	
06/09/13	0.0	0.9	2.3	1.4	1.1	
10/19/13	0.0	0.0	0.6	1.4	0.4	
20-39	0.0	0.0	0.0	0.7	0.1	
40	0.0	0.0	0.6	0.7	0.3	
N of Valid	189	213	171	144	717	
N of Miss	35	4	23	14	76	

Table 169: On how many occasions have you drunk flavored alcoholic beverages, sometimes called 'alcopops' (like Mike's Hard Lemonade, Smirnoff Ice, Bacardi Breezers, etc.) in your lifetime?








Response	6	8	10	12	Total	
0	95.7	82.5	54.7	59.9	74.9	
01/02/13	3.7	6.6	13.5	7.0	7.6	
03/05/13	0.0	1.9	9.4	12.0	5.2	
06/09/13	0.0	3.3	5.9	7.0	3.8	
10/19/13	0.0	4.2	7.1	3.5	3.7	
20-39	0.0	0.5	4.7	6.3	2.5	
40	0.5	0.9	4.7	4.2	2.4	
N of Valid	188	212	170	142	712	
N of Miss	36	5	24	16	81	

Table 170: On how many occasions have you drunk flavored alcoholic beverages, sometimes called 'alcopops' (like Mike's Hard Lemonade, Smirnoff Ice, Bacardi Breezers, etc.) during the past 30 days?







Response	6	8	10	12	Total	
0	99.5	93.4	82.7	90.3	91.8	
01/02/13	0.0	2.8	10.4	4.8	4.3	
03/05/13	0.5	2.8	4.0	2.8	2.5	
06/09/13	0.0	0.9	2.3	1.4	1.1	
10/19/13	0.0	0.0	0.6	0.0	0.1	
20-39	0.0	0.0	0.0	0.0	0.0	
40	0.0	0.0	0.0	0.7	0.1	
N of Valid	189	212	173	145	719	
N of Miss	35	5	21	13	74	

Table 171: If you used prescription drugs or over the counter drugs without a doctor telling you to use it or for the purpose of getting high, where did you get these drugs?












Response	6	8	10	12	Total	
I did not use prescription drugs or over the counter drugs to get high.	100.0	96.2	93.0	85.8	94.3	
I bought it or took it from a store or shop.	0.0	0.0	0.0	0.7	0.1	
I got it from my parents with permission.	0.0	0.9	1.7	1.4	1.0	
I got it from home without permission.	0.0	0.9	0.6	1.4	0.7	
I got it from a relative with permission.	0.0	0.0	0.6	0.7	0.3	
I got it from a relative without permission.	0.0	0.0	0.0	0.7	0.1	
I got it from a friends home with permission.	0.0	0.5	0.6	0.7	0.4	
I got it from a friends home without permission.	0.0	0.0	0.6	1.4	0.4	
I got it from a friend while at school.	0.0	0.0	1.2	0.0	0.3	
I got it from a friend while at a party.	0.0	0.0	0.0	2.1	0.4	
I got it from a friend, elsewhere	0.0	1.4	1.7	5.0	1.9	
N of Valid	171	213	172	141	697	
N of Miss	53	4	22	17	96	

Table 172: During the last month, about how many marijuana cigarettes, or the equivalent, did you smoke a day, on the average?


Response	6	8	10	12	Total	
None	100.0	94.3	86.0	81.4	91.1	
Less than 1 a day	0.0	2.8	6.4	6.4	3.7	
1 a day	0.0	0.9	2.3	2.9	1.4	
2-3 a day	0.0	0.9	2.3	2.1	1.3	
4-6 a day	0.0	0.9	1.2	2.9	1.1	
7-10 a day	0.0	0.0	0.6	0.7	0.3	
11 or more a day	0.0	0.0	1.2	3.6	1.0	
N of Valid	176	212	171	140	699	
N of Miss	48	5	23	18	94	

Table 173: How wrong do your friends feel it would be for YOU to: drink alcohol?


Response	6	8	10	12	Total	
Very wrong	87.4	59.2	36.8	41.7	57.2	
Wrong	7.5	15.5	22.2	20.9	16.2	
A little bit wrong	3.4	15.0	27.5	18.7	15.9	
Not wrong at all	1.7	10.3	13.5	18.7	10.6	
N of Valid	174	213	171	139	697	
N of Miss	50	4	23	19	96	

Table 174: How wrong do your friends feel it would be for YOU to: smoke tobacco?


Response	6	8	10	12	Total	
Very wrong	89.0	63.4	44.4	47.1	61.8	
Wrong	8.7	18.8	15.2	19.3	15.5	
A little bit wrong	1.2	11.3	25.1	14.3	12.8	
Not wrong at all	1.2	6.6	15.2	19.3	9.9	
N of Valid	172	213	171	140	696	
N of Miss	52	4	23	18	97	

Table 175: How wrong do your friends feel it would be for YOU to: smoke marijuana?


Response	6	8	10	12	Total	
Very wrong	94.8	69.0	55.9	44.3	67.3	
Wrong	4.0	15.0	13.5	11.4	11.2	
A little bit wrong	1.1	7.0	13.5	16.4	9.0	
Not wrong at all	0.0	8.9	17.1	27.9	12.5	
N of Valid	174	213	170	140	697	
N of Miss	50	4	24	18	96	

Table 176: How wrong do your friends feel it would be for YOU to: use prescription drugs not prescribed to you


Response	6	8	10	12	Total	
Very wrong	93.6	77.4	71.0	61.4	76.7	
Wrong	5.8	13.7	14.2	23.6	13.8	
A little bit wrong	0.6	5.7	7.7	10.7	5.9	
Not wrong at all	0.0	3.3	7.1	4.3	3.6	
N of Valid	173	212	169	140	694	
N of Miss	51	5	25	18	99	

Table 177: How wrong would most adults (over 21) in your neighborhood think it is for kids your age: to use marijuana?


Response	6	8	10	12	Total	
Very wrong	96.0	82.1	66.9	59.7	77.4	
Wrong	2.9	11.3	22.5	22.3	14.1	
A little bit wrong	0.0	4.2	7.1	9.4	4.9	
Not wrong at all	1.1	2.4	3.6	8.6	3.6	
N of Valid	174	212	169	139	694	
N of Miss	50	5	25	19	99	

Table 178: How wrong would most adults (over 21) in your neighborhood think it is for kids your age: to drink alcohol?





Response	6	8	10	12	Total	
Very wrong	91.3	73.6	52.9	50.4	68.3	
Wrong	5.2	15.1	24.1	20.9	16.0	
A little bit wrong	2.3	7.1	20.6	17.3	11.2	
Not wrong at all	1.2	4.2	2.4	11.5	4.5	
N of Valid	173	212	170	139	694	
N of Miss	51	5	24	19	99	

Table 179: How wrong would most adults (over 21) in your neighborhood think it is for kids your age: to smoke cigarettes?





Response	6	8	10	12	Total	
Very wrong	93.0	74.1	59.4	54.0	71.1	
Wrong	5.2	15.1	24.1	20.9	16.0	
A little bit wrong	1.2	5.2	10.0	12.9	6.9	
Not wrong at all	0.6	5.7	6.5	12.2	5.9	
N of Valid	172	212	170	139	693	
N of Miss	52	5	24	19	100	

Table 180: How much do each of the following statements describe your neighborhood? crime and/or drug selling





Response	6	8	10	12	Total	
NO!	89.8	75.1	67.5	68.3	75.4	
no	8.4	18.2	21.9	20.1	17.1	
yes	1.2	4.8	8.9	8.6	5.7	
YES!	0.6	1.9	1.8	2.9	1.8	
N of Valid	167	209	169	139	684	
N of Miss	57	8	25	19	109	

Table 181: How much do each of the following statements describe your neighborhood? fights





Response	6	8	10	12	Total	
NO!	79.8	65.1	65.3	68.1	69.3	
no	14.9	24.4	25.9	24.8	22.5	
yes	4.8	6.7	7.6	5.7	6.2	
YES!	0.6	3.8	1.2	1.4	1.9	
N of Valid	168	209	170	141	688	
N of Miss	56	8	24	17	105	

Table 182: How much do each of the following statements describe your neighborhood? lots of empty or abandoned buildings





Response	6	8	10	12	Total	
NO!	80.2	67.5	67.8	67.1	70.6	
no	16.8	20.1	26.3	29.3	22.7	
yes	2.4	10.0	4.7	3.6	5.5	
YES!	0.6	2.4	1.2	0.0	1.2	
N of Valid	167	209	171	140	687	
N of Miss	57	8	23	18	106	

Table 183: How much do each of the following statements describe your neighborhood? lots of graffiti





Response	6	8	10	12	Total	
NO!	89.4	78.0	80.0	77.7	81.1	
no	7.5	18.7	18.8	22.3	16.8	
yes	1.9	1.9	0.6	0.0	1.2	
YES!	1.2	1.4	0.6	0.0	0.9	
N of Valid	160	209	170	139	678	
N of Miss	64	8	24	19	115	

Table 184: I feel safe in my neighborhood.

Response	6	8	10	12	Total
NO!	5.3	5.3	2.4	9.2	5.4
no	4.7	6.3	4.2	3.5	4.8
yes	21.8	24.2	39.3	34.8	29.4
YES!	68.2	64.3	54.2	52.5	60.3
N of Valid	170	207	168	141	686
N of Miss	54	10	26	17	107

Table 185: If a kid smoked marijuana in your neighborhood would he or she be caught by the police?

Response	6	8	10	12	Total
NO!	8.0	12.9	17.9	29.6	16.3
no	19.0	35.4	53.6	45.2	37.9
yes	35.0	26.8	19.0	16.3	24.7
YES!	38.0	24.9	9.5	8.9	21.0
N of Valid	163	209	168	135	675
N of Miss	61	8	26	23	118

Table 186: If a kid drank some beer, wine or hard liquor (for example, vodka, whiskey, or gin) in your neighborhood would he or she be caught by the police?

Response	6	8	10	12	Total
NO!	13.5	18.4	23.2	34.8	21.7
no	22.7	39.6	60.1	51.1	42.9
yes	31.9	28.0	11.3	10.4	21.2
YES!	31.9	14.0	5.4	3.7	14.1
N of Valid	163	207	168	135	673
N of Miss	61	10	26	23	120

Table 187: If a kid carried a handgun in your neighborhood would he or she be caught by the police?





Response	6	8	10	12	Total	
NO!	10.4	15.3	18.5	24.6	16.8	
no	16.6	31.1	37.5	35.1	30.0	
yes	31.9	28.2	26.8	27.6	28.6	
YES!	41.1	25.4	17.3	12.7	24.6	
N of Valid	163	209	168	134	674	
N of Miss	61	8	26	24	119	

Table 188: If you wanted to get some cigarettes, how easy would it be for you to get some?





Response	6	8	10	12	Total	
Very hard	81.1	50.2	20.4	12.5	41.8	
Sort of hard	7.4	12.7	13.8	11.0	11.4	
Sort of easy	6.8	17.6	26.9	16.9	17.4	
Very easy	4.7	19.5	38.9	59.6	29.4	
N of Valid	148	205	167	136	656	
N of Miss	76	12	27	22	137	

Table 189: If you wanted to get some beer, wine or hard liquor (for example, vodka, whiskey, or gin), how easy would it be for you to get some?





Response	6	8	10	12	Total	
Very hard	74.0	45.4	18.1	18.4	39.5	
Sort of hard	14.0	14.5	18.1	13.2	15.0	
Sort of easy	6.7	17.4	26.5	25.7	19.0	
Very easy	5.3	22.7	37.3	42.6	26.6	
N of Valid	150	207	166	136	659	
N of Miss	74	10	28	22	134	

Table 190: If you wanted to get a drug like cocaine, LSD, or amphetamines, how easy would it be for you to get some?


Response	6	8	10	12	Total	
Very hard	96.7	82.7	62.5	53.3	74.7	
Sort of hard	2.0	9.1	17.9	22.6	12.5	
Sort of easy	1.3	5.3	11.3	11.7	7.2	
Very easy	0.0	2.9	8.3	12.4	5.6	
N of Valid	150	208	168	137	663	
N of Miss	74	9	26	21	130	

Table 191: If you wanted to get a handgun, how easy would it be for you to get one?


Response	6	8	10	12	Total	
Very hard	71.3	54.9	41.5	38.2	51.8	
Sort of hard	13.3	12.6	15.9	20.6	15.2	
Sort of easy	7.3	13.6	20.1	14.0	13.9	
Very easy	8.0	18.9	22.6	27.2	19.1	
N of Valid	150	206	164	136	656	
N of Miss	74	11	30	22	137	

Table 192: If you wanted to get some marijuana, how easy would it be for you to get some?


Response	6	8	10	12	Total	
Very hard	95.3	66.7	35.8	24.4	56.7	
Sort of hard	2.7	10.6	10.3	11.1	8.8	
Sort of easy	2.0	9.2	18.8	14.1	11.0	
Very easy	0.0	13.5	35.2	50.4	23.5	
N of Valid	149	207	165	135	656	
N of Miss	75	10	29	23	137	

Table 193: If you wanted to get prescription drugs for the purpose of getting high, how easy would it be for you to get some?


Response	6	8	10	12	Total	
Very hard	89.3	65.7	38.7	34.6	57.9	
Sort of hard	5.4	8.7	12.9	16.2	10.5	
Sort of easy	3.4	8.7	19.0	22.8	13.0	
Very easy	2.0	16.9	29.4	26.5	18.6	
N of Valid	149	207	163	136	655	
N of Miss	75	10	31	22	138	

Table 194: If you wanted to get synthetic marijuana such as K2 or chemical products such as bath salts to get high, how easy would it be for you to get some?


Response	6	8	10	12	Total	
Very hard	95.3	79.3	51.5	40.9	68.0	
Sort of hard	2.0	9.6	15.2	17.5	10.9	
Sort of easy	1.3	4.3	12.7	20.4	9.1	
Very easy	1.3	6.7	20.6	21.2	12.0	
N of Valid	149	208	165	137	659	
N of Miss	75	9	29	21	134	

Table 195: If you wanted to get steroids to enhance athletic performance, how easy would it be for you to get some?


Response	6	8	10	12	Total	
Very hard	90.0	76.4	54.9	56.9	70.1	
Sort of hard	8.7	12.5	22.6	24.8	16.7	
Sort of easy	0.7	4.8	12.2	8.8	6.5	
Very easy	0.7	6.2	10.4	9.5	6.7	
N of Valid	150	208	164	137	659	
N of Miss	74	9	30	21	134	

Table 196: During the past 12 months, have you participated in any alcohol prevention programs or seen any alcohol prevention messages in your school or community? Yes, a school-based program focused on preventing underage drinking and/or drinking and driving.



Response	6	8	10	12	Total	
No	70.5	64.5	73.2	82.3	71.9	
Yes	29.5	35.5	26.8	17.7	28.1	
N of Valid	224	217	194	158	793	
N of Miss	0	0	0	0	0	

Table 197: During the past 12 months, have you participated in any alcohol prevention programs or seen any alcohol prevention messages in your school or community? Yes, a community-based program focused on preventing underage drinking and/or drinking and driving (for example, through your church or temple or through youth groups like Boys and Girls Club or 4-H).



Response	6	8	10	12	Total	
No	94.2	92.2	95.4	96.8	94.5	
Yes	5.8	7.8	4.6	3.2	5.5	
N of Valid	224	217	194	158	793	
N of Miss	0	0	0	0	0	

Table 198: During the past 12 months, have you participated in any alcohol prevention programs or seen any alcohol prevention messages in your school or community? Yes, a media campaign addressing underage drinking and/or drinking and driving (for example, newspaper ads, posters, pamphlets, radio, TV).



Response	6	8	10	12	Total	
No	95.1	88.5	93.3	92.4	92.3	
Yes	4.9	11.5	6.7	7.6	7.7	
N of Valid	224	217	194	158	793	
N of Miss	0	0	0	0	0	

Table 199: During the past 12 months, have you participated in any alcohol prevention programs or seen any alcohol prevention messages in your school or community? No



Response	6	8	10	12	Total	
No	70.5	50.2	46.9	41.1	53.3	
Yes	29.5	49.8	53.1	58.9	46.7	
N of Valid	224	217	194	158	793	
N of Miss	0	0	0	0	0	

Table 200: How wrong do your parents feel it would be for YOU to: drink beer, wine or hard liquor (for example, vodka, whiskey or gin) regularly?

Response	6	8	10	12	Total	
Very wrong	93.6	82.7	73.8	78.0	82.2	
Wrong	4.5	11.5	15.0	13.6	11.1	
A little bit wrong	1.3	3.4	6.2	4.5	3.8	
Not wrong at all	0.6	2.4	5.0	3.8	2.9	
N of Valid	157	208	160	132	657	
N of Miss	67	9	34	26	136	

Table 201: How wrong do your parents feel it would be for YOU to: smoke tobacco?

Response	6	8	10	12	Total	
Very wrong	97.4	89.9	79.5	73.7	85.8	
Wrong	1.9	5.8	11.2	12.0	7.5	
A little bit wrong	0.0	1.9	6.2	7.5	3.7	
Not wrong at all	0.6	2.4	3.1	6.8	3.0	
N of Valid	156	207	161	133	657	
N of Miss	68	10	33	25	136	

Table 202: How wrong do your parents feel it would be for YOU to: smoke marijuana?

Response	6	8	10	12	Total	
Very wrong	98.7	89.3	83.3	73.5	86.9	
Wrong	0.0	4.9	7.4	9.8	5.4	
A little bit wrong	0.6	4.9	6.2	9.1	5.0	
Not wrong at all	0.6	1.0	3.1	7.6	2.8	
N of Valid	154	206	162	132	654	
N of Miss	70	11	32	26	139	

Table 203: How wrong do your parents feel it would be for YOU to: use prescription drugs not prescribed to you?





Response	6	8	10	12	Total	
Very wrong	96.1	89.8	87.6	86.3	90.0	
Wrong	2.6	7.3	6.8	7.6	6.2	
A little bit wrong	0.7	2.0	3.7	4.6	2.6	
Not wrong at all	0.7	1.0	1.9	1.5	1.2	
N of Valid	153	205	161	131	650	
N of Miss	71	12	33	27	143	

Table 204: How wrong do your parents feel it would be for YOU to: steal something worth more than \$5?





Response	6	8	10	12	Total	
Very wrong	90.2	86.6	88.9	88.8	88.4	
Wrong	8.5	11.0	5.6	7.5	8.4	
A little bit wrong	0.7	1.4	3.7	3.7	2.3	
Not wrong at all	0.7	1.0	1.9	0.0	0.9	
N of Valid	153	209	162	134	658	
N of Miss	71	8	32	24	135	

Table 205: How wrong do your parents feel it would be for YOU to: draw graffiti, write things, or draw pictures on buildings or other property (without the owner's permission)?





Response	6	8	10	12	Total	
Very wrong	94.2	86.6	87.0	86.6	88.5	
Wrong	3.9	7.2	8.0	8.2	6.8	
A little bit wrong	0.6	3.8	3.1	4.5	3.0	
Not wrong at all	1.3	2.4	1.9	0.7	1.7	
N of Valid	154	209	162	134	659	
N of Miss	70	8	32	24	134	

Table 206: How wrong do your parents feel it would be for YOU to: pick a fight with someone?





Response	6	8	10	12	Total	
Very wrong	83.1	61.5	51.9	56.7	63.2	
Wrong	11.0	25.5	25.9	25.4	22.2	
A little bit wrong	2.6	10.6	16.7	12.7	10.6	
Not wrong at all	3.2	2.4	5.6	5.2	4.0	
N of Valid	154	208	162	134	658	
N of Miss	70	9	32	24	135	

Table 207: During the past 12 months, have you talked with at least one of your parents about the dangers of underage drinking and/or drinking and driving? By parents, we mean either your biological parents, adoptive parents, stepparents, or adult guardians - whether or not they live with you.



Response	6	8	10	12	Total	
No	40.6	50.5	52.2	56.2	49.8	
Yes	59.4	49.5	47.8	43.8	50.2	
N of Valid	138	198	157	121	614	
N of Miss	86	19	37	37	179	

Table 208: The rules in my family are clear.





Response	6	8	10	12	Total	
NO!	1.3	2.4	3.7	7.4	3.5	
no	3.4	4.8	7.5	11.9	6.6	
yes	26.2	38.9	39.1	44.4	37.2	
YES!	69.1	53.8	49.7	36.3	52.7	
N of Valid	149	208	161	135	653	
N of Miss	75	9	33	23	140	

Table 209: People in my family often insult or yell at each other.


Response	6	8	10	12	Total	
NO!	48.6	26.2	18.8	26.7	29.6	
no	33.1	43.2	50.6	43.5	42.8	
yes	13.5	23.8	22.5	21.4	20.6	
YES!	4.7	6.8	8.1	8.4	7.0	
N of Valid	148	206	160	131	645	
N of Miss	76	11	34	27	148	

Table 210: When I am not at home, one of my parents knows where I am and who I am with.


Response	6	8	10	12	Total	
NO!	2.0	1.4	1.9	8.3	3.1	
no	2.0	5.3	4.3	10.6	5.4	
yes	16.9	31.4	44.1	43.9	33.8	
YES!	79.1	61.8	49.7	37.1	57.7	
N of Valid	148	207	161	132	648	
N of Miss	76	10	33	26	145	

Table 211: We argue about the same things in my family over and over.

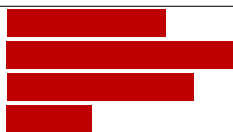
Response	6	8	10	12	Total	
NO!	46.9	20.0	10.8	19.7	23.7	
no	32.2	43.4	32.9	35.6	36.7	
yes	9.8	26.3	43.7	32.6	28.2	
YES!	11.2	10.2	12.7	12.1	11.4	
N of Valid	143	205	158	132	638	
N of Miss	81	12	36	26	155	

Table 212: If you drank some beer or wine or liquor (for example, vodka, whiskey, or gin) without your parents' permission, would you be caught by your parents?





Response	6	8	10	12	Total	
NO!	5.5	6.3	9.5	21.2	10.0	
no	3.4	20.0	38.0	45.5	25.9	
yes	12.3	22.0	22.2	17.4	18.9	
YES!	78.8	51.7	30.4	15.9	45.2	
N of Valid	146	205	158	132	641	
N of Miss	78	12	36	26	152	

Table 213: My family has clear rules about alcohol and drug use.





Response	6	8	10	12	Total	
NO!	2.8	1.9	3.8	9.1	4.1	
no	2.1	8.3	14.7	18.9	10.7	
yes	14.7	28.6	28.8	35.6	27.0	
YES!	80.4	61.2	52.6	36.4	58.2	
N of Valid	143	206	156	132	637	
N of Miss	81	11	38	26	156	

Table 214: If you carried a handgun without your parents' permission, would you be caught by your parents?





Response	6	8	10	12	Total	
NO!	3.5	4.4	6.9	14.4	6.9	
no	2.1	11.8	14.5	18.9	11.8	
yes	11.8	24.6	26.4	33.3	24.0	
YES!	82.6	59.1	52.2	33.3	57.4	
N of Valid	144	203	159	132	638	
N of Miss	80	14	35	26	155	

Table 215: If you skipped school would you be caught by your parents?





Response	6	8	10	12	Total	
NO!	2.1	1.9	5.1	13.0	5.0	
no	4.1	9.1	14.0	24.4	12.3	
yes	12.4	27.9	29.3	32.8	25.7	
YES!	81.4	61.1	51.6	29.8	56.9	
N of Valid	145	208	157	131	641	
N of Miss	79	9	37	27	152	

Table 216: My parents ask if I've gotten my homework done.





Response	6	8	10	12	Total	
NO!	0.7	4.4	5.7	14.6	6.0	
no	1.4	9.2	13.9	28.5	12.5	
yes	17.4	29.1	39.9	36.9	30.7	
YES!	80.6	57.3	40.5	20.0	50.8	
N of Valid	144	206	158	130	638	
N of Miss	80	11	36	28	155	

Table 217: People in my family have serious arguments.





Response	6	8	10	12	Total	
NO!	54.4	28.6	21.7	26.2	32.0	
no	23.5	39.3	45.9	46.2	39.0	
yes	14.0	19.9	20.4	19.2	18.6	
YES!	8.1	12.1	12.1	8.5	10.5	
N of Valid	136	206	157	130	629	
N of Miss	88	11	37	28	164	

Table 218: Would your parents know if you did not come home on time?





Response	6	8	10	12	Total	
NO!	2.1	2.9	5.1	7.6	4.2	
no	2.1	12.1	11.4	15.9	10.5	
yes	14.8	29.6	34.8	37.1	29.2	
YES!	81.0	55.3	48.7	39.4	56.1	
N of Valid	142	206	158	132	638	
N of Miss	82	11	36	26	155	

Table 219: Have any of your brothers or sisters ever: drunk beer, wine or hard liquor (for example, vodka, whiskey or gin)?




Response	6	8	10	12	Total	
No	73.2	53.6	38.5	44.1	52.2	
Yes	23.2	40.6	56.5	54.4	43.7	
I don't have any brothers or sisters	3.5	5.8	5.0	1.5	4.2	
N of Valid	142	207	161	136	646	
N of Miss	82	10	33	22	147	

Table 220: Have any of your brothers or sisters ever: smoked marijuana?




Response	6	8	10	12	Total	
No	92.9	74.3	63.6	66.4	74.0	
Yes	3.5	20.9	30.9	32.1	21.9	
I don't have any brothers or sisters	3.5	4.9	5.6	1.5	4.0	
N of Valid	141	206	162	134	643	
N of Miss	83	11	32	24	150	

Table 221: Have any of your brothers or sisters ever: smoked cigarettes?




Response	6	8	10	12	Total	
No	81.8	63.9	48.8	55.2	62.3	
Yes	14.7	30.7	45.7	42.5	33.4	
I don't have any brothers or sisters	3.5	5.4	5.6	2.2	4.3	
N of Valid	143	205	162	134	644	
N of Miss	81	12	32	24	149	

Table 222: Have any of your brothers or sisters ever: taken a handgun to school?




Response	6	8	10	12	Total	
No	96.5	94.2	91.3	97.7	94.7	
Yes	0.0	1.0	3.1	0.8	1.2	
I don't have any brothers or sisters	3.5	4.9	5.6	1.5	4.1	
N of Valid	141	206	161	133	641	
N of Miss	83	11	33	25	152	

Table 223: Have any of your brothers or sisters ever: been suspended or expelled from school?




Response	6	8	10	12	Total	
No	80.6	70.9	64.6	82.1	73.8	
Yes	15.8	23.8	29.8	16.4	22.0	
I don't have any brothers or sisters	3.6	5.3	5.6	1.5	4.2	
N of Valid	139	206	161	134	640	
N of Miss	85	11	33	24	153	

Table 224: Have you changed homes in the past year (the last 12 months)?



Response	6	8	10	12	Total	
No	71.5	70.2	74.5	77.8	73.2	
Yes	28.5	29.8	25.5	22.2	26.8	
N of Valid	144	205	161	135	645	
N of Miss	80	12	33	23	148	

Table 225: How many times have you changed homes since kindergarten?






Response	6	8	10	12	Total	
Never	34.7	31.2	26.6	29.9	30.6	
1 or 2 times	31.9	28.7	34.2	29.1	30.9	
3 or 4 times	22.2	21.3	15.8	17.9	19.4	
5 or 6 times	6.2	9.4	10.8	7.5	8.6	
7 or more times	4.9	9.4	12.7	15.7	10.5	
N of Valid	144	202	158	134	638	
N of Miss	80	15	36	24	155	

Table 226: Have you changed schools (including changing from elementary to middle and middle to high school) in the past year?



Response	6	8	10	12	Total	
No	52.9	70.3	75.8	83.5	70.6	
Yes	47.1	29.7	24.2	16.5	29.4	
N of Valid	138	202	157	133	630	
N of Miss	86	15	37	25	163	

Table 227: How many times have you changed schools since kindergarten (including changing from elementary to middle and middle to high school)?






Response	6	8	10	12	Total	
Never	37.0	26.6	25.3	29.9	29.2	
1 or 2 times	44.4	42.9	33.5	31.3	38.4	
3 or 4 times	11.9	18.7	21.5	22.4	18.7	
5 or 6 times	3.7	5.9	8.9	7.5	6.5	
7 or more times	3.0	5.9	10.8	9.0	7.1	
N of Valid	135	203	158	134	630	
N of Miss	89	14	36	24	163	

Table 228: Has anyone in your family ever had severe alcohol or drug problems?



Response	6	8	10	12	Total	
No	80.6	64.5	52.8	56.4	63.3	
Yes	19.4	35.5	47.2	43.6	36.7	
N of Valid	134	203	159	133	629	
N of Miss	90	14	35	25	164	

Table 229: About how many adults (over 21) have you known personally who in the past year have: used marijuana, crack, cocaine, or other drugs?






Response	6	8	10	12	Total	
0	89.0	59.5	51.0	53.4	62.5	
1	7.4	18.0	13.5	9.0	12.7	
2	2.2	10.0	8.4	13.5	8.7	
03/04/13	0.0	6.0	14.8	4.5	6.6	
5	1.5	6.5	12.3	19.5	9.6	
N of Valid	136	200	155	133	624	
N of Miss	88	17	39	25	169	

Table 230: About how many adults (over 21) have you known personally who in the past year have: sold or dealt drugs?






Response	6	8	10	12	Total	
0	92.0	75.6	66.9	68.4	75.5	
1	6.6	10.0	12.3	10.5	9.9	
2	0.7	7.0	7.1	9.8	6.2	
03/04/13	0.7	3.0	5.2	2.3	2.9	
5	0.0	4.5	8.4	9.0	5.4	
N of Valid	137	201	154	133	625	
N of Miss	87	16	40	25	168	

Table 231: About how many adults (over 21) have you known personally who in the past year have: done other things that could get them in trouble with the police, like stealing, selling stolen goods, mugging or assaulting others, etc.?






Response	6	8	10	12	Total	
0	92.7	70.6	63.0	68.2	73.1	
1	6.6	14.9	12.3	9.1	11.2	
2	0.0	6.0	5.8	9.1	5.3	
03/04/13	0.7	4.0	6.5	3.0	3.7	
5	0.0	4.5	12.3	10.6	6.7	
N of Valid	137	201	154	132	624	
N of Miss	87	16	40	26	169	

Table 232: About how many adults (over 21) have you known personally who in the past year have: gotten drunk or high?






Response	6	8	10	12	Total	
0	66.9	37.8	26.6	36.8	41.2	
1	19.1	20.4	16.2	6.8	16.2	
2	4.4	14.9	9.1	10.5	10.3	
03/04/13	4.4	9.5	13.0	9.8	9.3	
5	5.1	17.4	35.1	36.1	23.1	
N of Valid	136	201	154	133	624	
N of Miss	88	16	40	25	169	

Table 233: Have you seen or heard information about underage drinking in the past 12 months from the following sources? Radio



Response	6	8	10	12	Total	
No	68.1	57.8	51.0	60.4	58.9	
Yes	31.9	42.2	49.0	39.6	41.1	
N of Valid	135	199	153	134	621	
N of Miss	89	18	41	24	172	

Table 234: Have you seen or heard information about underage drinking in the past 12 months from the following sources? TV.



Response	6	8	10	12	Total	
No	45.9	32.8	32.2	35.1	36.0	
Yes	54.1	67.2	67.8	64.9	64.0	
N of Valid	133	198	152	134	617	
N of Miss	91	19	42	24	176	

Table 235: Have you seen or heard information about underage drinking in the past 12 months from the following sources? Print. This includes information on underage drinking you may have seen in the newspaper, on a billboard, in pamphlets, on stickers, etc.



Response	6	8	10	12	Total	
No	54.9	42.6	36.8	45.5	44.5	
Yes	45.1	57.4	63.2	54.5	55.5	
N of Valid	133	197	152	134	616	
N of Miss	91	20	42	24	177	

Table 236: Have you seen or heard information about underage drinking in the past 12 months from the following sources? Website or social media? (Facebook, Myspace, website, etc.)



Response	6	8	10	12	Total	
No	66.9	50.0	41.6	47.8	51.1	
Yes	33.1	50.0	58.4	52.2	48.9	
N of Valid	133	196	154	134	617	
N of Miss	91	21	40	24	176	

Table 237: The next questions ask about your opinions of the information you saw or heard. If you have seen or heard more than one ad, please think about your favorite ad when answering these questions. The information about underage drinking that I saw or heard was convincing.






Response	6	8	10	12	Total	
NO!	24.8	13.3	14.0	18.4	17.0	
no	5.6	14.8	22.7	21.3	16.3	
yes	20.8	31.1	35.3	37.5	31.5	
YES!	18.4	19.9	19.3	10.3	17.3	
I have not seen or heard any ads about underage drinking in the past 12 months.	30.4	20.9	8.7	12.5	18.0	
N of Valid	125	196	150	136	607	
N of Miss	99	21	44	22	186	

Table 238: The next questions ask about your opinions of the information you saw or heard. If you have seen or heard more than one ad, please think about your favorite ad when answering these questions. The information about underage drinking that I saw or heard grabbed my attention.






Response	6	8	10	12	Total	
NO!	22.2	12.4	12.8	15.6	15.2	
no	8.7	20.6	27.5	29.6	21.9	
yes	14.3	27.8	32.9	33.3	27.5	
YES!	24.6	19.1	18.8	9.6	18.0	
I have not seen or heard any ads about underage drinking in the past 12 months.	30.2	20.1	8.1	11.9	17.4	
N of Valid	126	194	149	135	604	
N of Miss	98	23	45	23	189	

Table 239: The next questions ask about your opinions of the information you saw or heard. If you have seen or heard more than one ad, please think about your favorite ad when answering these questions. The information about underage drinking that I saw or heard said something important to me.






Response	6	8	10	12	Total	
NO!	20.8	13.9	15.4	16.3	16.3	
no	8.0	20.1	32.9	30.4	23.1	
yes	16.8	28.4	25.5	29.6	25.5	
YES!	26.4	18.6	16.8	10.4	17.9	
I have not seen or heard any ads about underage drinking in the past 12 months.	28.0	19.1	9.4	13.3	17.2	
N of Valid	125	194	149	135	603	
N of Miss	99	23	45	23	190	

Table 240: The next questions ask about your opinions of the information you saw or heard. If you have seen or heard more than one ad, please think about your favorite ad when answering these questions. Seeing or hearing this information about underage drinking made me want to stop or decrease my drinking.










Response	6	8	10	12	Total	
NO!	21.2	13.4	19.6	19.5	17.9	
no	3.4	17.2	25.0	27.1	18.6	
yes	5.1	15.6	20.9	21.8	16.2	
YES!	27.1	21.0	17.6	15.0	20.0	
I have not seen or heard any ads about underage drinking in the past 12 months.	43.2	32.8	16.9	16.5	27.2	
N of Valid	118	186	148	133	585	
N of Miss	106	31	46	25	208	

Table 241: How honest were you in filling out this survey?

Response	6	8	10	12	Total	
I was very honest	89.4	85.4	83.1	75.2	83.5	
I was honest pretty much of the time	8.5	14.1	11.7	19.7	13.5	
I was honest some of the time	1.4	0.5	3.9	3.6	2.2	
I was honest once in a while	0.7	0.0	1.3	1.5	0.8	
I was not honest at all	0.0	0.0	0.0	0.0	0.0	
N of Valid	141	199	154	137	631	
N of Miss	83	18	40	21	162	