



2016 APNA

Arkansas Prevention Needs Assessment Survey

**Carroll County
Tables**

**Arkansas Department of Human Services
Division of Behavioral Health Services
Prevention Services**

Conducted by International Survey Associates dba Pride Surveys

Contents

1	INTRODUCTION	11
2	PERCENTAGE TABLES	16

List of Tables

1	Sex	17
2	Age	17
3	Are you Hispanic or Latino?	17
4	What is your race? Black or African American	18
5	What is your race? Asian	18
6	What is your race? American Indian	18
7	What is your race? Alaska Native	18
8	What is your race? White	19
9	What is your race? Native Hawaiian or Other Pacific Islander	19
10	What is your race? Other	19
11	What is the highest level of schooling completed by your mother or father?	20
12	Think of where you live most of the time. Which of the following people live there with you? Mother	20
13	Think of where you live most of the time. Which of the following people live there with you? Stepmother	20
14	Think of where you live most of the time. Which of the following people live there with you? Foster Mother	21
15	Think of where you live most of the time. Which of the following people live there with you? Grandmother	21
16	Think of where you live most of the time. Which of the following people live there with you? Aunt	21
17	Think of where you live most of the time. Which of the following people live there with you? Father	21
18	Think of where you live most of the time. Which of the following people live there with you? Stepfather	22
19	Think of where you live most of the time. Which of the following people live there with you? Foster Father	22
20	Think of where you live most of the time. Which of the following people live there with you? Grandfather	22
21	Think of where you live most of the time. Which of the following people live there with you? Uncle	22
22	Think of where you live most of the time. Which of the following people live there with you? Other Adults	23
23	Think of where you live most of the time. Which of the following people live there with you? Brother(s)	23
24	Think of where you live most of the time. Which of the following people live there with you? Stepbrother(s)	23
25	Think of where you live most of the time. Which of the following people live there with you? Sister(s)	23
26	Think of where you live most of the time. Which of the following people live there with you? Stepsister(s)	24

27	Think of where you live most of the time. Which of the following people live there with you? Other Children	24
28	In my school, students have lots of chances to help decide things like class activities and rules.	24
29	Teachers ask me to work on special classroom projects.	24
30	My teacher(s) notices when I am doing a good job and lets me know about it.	25
31	There are lots of chances for students in my school to get involved in sports, clubs, and other school activities outside of class.	25
32	There are lots of chances for students in my school to talk with a teacher one-on-one.	25
33	I feel safe at my school.	26
34	The school lets my parents know when I have done something well.	26
35	My teachers praise me when I work hard in school.	26
36	Are your school grades better than the grades of most students in your class?	27
37	I have lots of chances to be part of class discussions or activities.	27
38	Now thinking back over the past year in school, how often did you: enjoy being in school?	27
39	Now thinking back over the past year in school, how often did you: hate being in school?	28
40	Now thinking back over the past year in school, how often did you: try to do your best work in school?	28
41	How often do you feel that the school work you are assigned is meaningful and important?	28
42	Putting them all together, what were your grades like last year?	29
43	How important do you think the things you are learning in school are going to be for your later life?	29
44	Do your parents care about your skipping or cutting school?	29
45	During the LAST FOUR WEEKS how many whole days of school have you missed because you skipped or 'cut'?	30
46	What are the chances you would be seen as cool if you: smoked cigarettes?	30
47	What are the chances you would be seen as cool if you: worked hard at school?	30
48	What are the chances you would be seen as cool if you: began drinking alcoholic beverages regularly, that is, at least once or twice a month?	31
49	What are the chances you would be seen as cool if you: defended someone who was being bullied?	31
50	What are the chances you would be seen as cool if you: smoked marijuana?	31
51	What are the chances you would be seen as cool if you: carried a handgun?	32

52	What are the chances you would be seen as cool if you: used e-cigarettes, e-cigars or e-hookahs?	32
53	What are the chances you would be seen as cool if you: bullied someone or cyber bullied someone?	32
54	Think of your four best friends (the friends you feel closest to). In the past year (12 months), how many of your best friends have: participated in clubs, organizations or activities at school?	33
55	Think of your four best friends (the friends you feel closest to). In the past year (12 months), how many of your best friends have: smoked cigarettes?	33
56	Think of your four best friends (the friends you feel closest to). In the past year (12 months), how many of your best friends have: tried beer, wine or hard liquor (for example, vodka, whiskey, or gin) when their parents didn't know about it?	33
57	Think of your four best friends (the friends you feel closest to). In the past year (12 months), how many of your best friends have: used e-cigarettes, e-cigars, or e-hookahs?	34
58	Think of your four best friends (the friends you feel closest to). In the past year (12 months), how many of your best friends have: used marijuana?	34
59	Think of your four best friends (the friends you feel closest to). In the past year (12 months), how many of your best friends have: used prescription drugs or non-prescription drugs for the purpose of getting high?	34
60	Think of your four best friends (the friends you feel closest to). In the past year (12 months), how many of your best friends have: used synthetic marijuana (K2, spice) or bath salts?	35
61	Think of your four best friends (the friends you feel closest to). In the past year (12 months), how many of your best friends have: used LSD, cocaine, amphetamines, or other illegal drugs?	35
62	Think of your four best friends (the friends you feel closest to). In the past year (12 months), how many of your best friends have: been bullied?	35
63	Think of your four best friends (the friends you feel closest to). In the past year (12 months), how many of your best friends have: been suspended from school?	36
64	Think of your four best friends (the friends you feel closest to). In the past year (12 months), how many of your best friends have: carried a handgun?	36
65	Think of your four best friends (the friends you feel closest to). In the past year (12 months), how many of your best friends have: sold illegal drugs?	36
66	Think of your four best friends (the friends you feel closest to). In the past year (12 months), how many of your best friends have: regularly attended religious services?	37

67	Think of your four best friends (the friends you feel closest to). In the past year (12 months), how many of your best friends have: stolen or tried to steal a motor vehicle such as a car or motorcycle?	37
68	Think of your four best friends (the friends you feel closest to). In the past year (12 months), how many of your best friends have: been arrested?	37
69	Think of your four best friends (the friends you feel closest to). In the past year (12 months), how many of your best friends have: dropped out of school?	38
70	Think of your four best friends (the friends you feel closest to). In the past year (12 months), how many of your best friends have: been members of a gang?	38
71	How old were you when you first: smoked marijuana?	38
72	How old were you when you first: smoked a cigarette, even just a puff?	39
73	How old were you when you first: had more than a sip or two of beer, wine or hard liquor (for example, vodka, whiskey, or gin)?	39
74	How old were you when you first: began drinking alcoholic beverages regularly, that is, at least once or twice a month?	40
75	How old were you when you first: used Daztrex?	40
76	How old were you when you first: got suspended from school?	41
77	How old were you when you first: got arrested?	41
78	How old were you when you first: carried a handgun?	42
79	How old were you when you first: used e-cigarettes, e-cigars, or e-hookahs?	42
80	How old were you when you first: belonged to a gang?	43
81	How old were you when you first: used prescription drugs not prescribed to you?	43
82	How wrong do you think it is for someone your age to: take a handgun to school?	44
83	How wrong do you think it is for someone your age to: steal anything?	44
84	How wrong do you think it is for someone your age to: pick a fight with someone?	44
85	How wrong do you think it is for someone your age to: attack someone with the idea of seriously hurting them?	45
86	How wrong do you think it is for someone your age to: stay away from school all day when their parents think they are at school?	45
87	How wrong do you think it is for someone your age to: drink beer, wine or hard liquor (for example, vodka, whiskey, or gin) regularly?	45
88	How wrong do you think it is for someone your age to: smoke cigarettes?	46
89	How wrong do you think it is for someone your age to: smoke marijuana?	46

90	How wrong do you think it is for someone your age to: use prescription drugs or non-prescription drugs for the purpose of getting high?	46
91	How wrong do you think it is for someone your age to: use synthetic marijuana (K2, spice) or bath salts?	47
92	How wrong do you think it is for someone your age to: use LSD, cocaine, amphetamines or another illegal drug?	47
93	How wrong do you think it is for someone your age to: use e-cigarettes, e-cigars or e-hookahs?	47
94	At school during the past 12 months, did you receive help from the resource teacher, speech therapist or other special education teacher?	48
95	How many times in the past year (12 months) have you: been suspended from school?	48
96	How many times in the past year (12 months) have you: carried a handgun?	48
97	How many times in the past year (12 months) have you: sold illegal drugs?	49
98	How many times in the past year (12 months) have you: stolen or tried to steal a motor vehicle such as a car or motorcycle?	49
99	How many times in the past year (12 months) have you: participated in clubs, organizations or activities at school?	50
100	How many times in the past year (12 months) have you: been arrested?	50
101	How many times in the past year (12 months) have you: attacked someone with the idea of seriously hurting them?	51
102	How many times in the past year (12 months) have you: been drunk or high at school?	51
103	How many times in the past year (12 months) have you: taken a handgun to school?	52
104	Are you currently on probation, or assigned a probation officer with Juvenile Court?	52
105	Have you ever belonged to a gang?	52
106	If you have ever belonged to a gang, did that gang have a name?	53
107	You are at a party at someone's house, and one of your friends offers you a drink containing alcohol. What would you say or do?	53
108	How often do you attend religious services or activities?	53
109	I think sometimes it's okay to cheat at school.	54
110	It is important to think before you act.	54
111	Sometimes I think that life is not worth it.	54
112	At times I think I am no good at all.	55
113	All in all, I am inclined to think that I am a failure.	55
114	In the past year, have you felt depressed or sad MOST days, even if you felt okay sometimes?	55
115	It is all right to beat up people if they start the fight.	56
116	I think it is okay to take something without asking if you can get away with it.	56

117	Where do you get the most information about living a drug and alcohol free life? Parents/guardians	56
118	Where do you get the most information about living a drug and alcohol free life? Friends	57
119	Where do you get the most information about living a drug and alcohol free life? Family members	57
120	Where do you get the most information about living a drug and alcohol free life? School	57
121	Where do you get the most information about living a drug and alcohol free life? Internet	58
122	Where do you get the most information about living a drug and alcohol free life? TV	58
123	Where do you get the most information about living a drug and alcohol free life? Social media	58
124	How much do you think people risk harming themselves (physically or in other ways) if they: smoked one or more packs of cigarettes per day?	59
125	How much do you think people risk harming themselves (physically or in other ways) if they: try marijuana once or twice?	59
126	How much do you think people risk harming themselves (physically or in other ways) if they: smoke marijuana once or twice a week?	59
127	How much do you think people risk harming themselves (physically or in other ways) if they: take one or two drinks of an alcoholic beverage (beer, wine, liquor) nearly every day?	60
128	How much do you think people risk harming themselves (physically or in other ways) if they: have five or more drinks of an alcoholic beverage once or twice a weekend?	60
129	How much do you think people risk harming themselves (physically or in other ways) if they: use prescription drugs that are not prescribed to them?	60
130	How much do you think people risk harming themselves (physically or in other ways) if they: use non-prescription drugs to get high?	61
131	How much do you think people risk harming themselves (physically or in other ways) if they: use e-cigarettes, e-cigars, or e-hookahs?	61
132	Have you ever used smokeless tobacco (chew, snuff, plug, dipping tobacco, or chewing tobacco)?	61
133	How often have you used smokeless tobacco during the past 30 days?	62
134	Have you ever smoked cigarettes?	62
135	How frequently have you smoked cigarettes during the past 30 days?	62
136	Which statement best describes rules about smoking inside your home or your family cars?	63
137	Have you ever used e-cigarettes, e-cigars, or e-hookahs?	63
138	How frequently have you used e-cigarettes, e-cigars, or e-hookahs?	64
139	During this school year, were you taught in any of your classes about the dangers of tobacco use?	64

140	During the past 12 months, have you participated in any community activities to discourage people your age from using cigarettes, chewing tobacco, snuff, dip or cigars, e-cigarettes, e-cigars, or e-hookahs?	64
141	Think back over the last two weeks. How many times have you had five or more alcoholic drinks in a row?	65
142	During the past 30 days, how many times did you ride in a car or other vehicle driven by someone who had been drinking alcohol or using drugs to get high?	65
143	During the past 30 days, how many times did you drive a car or other vehicle when you had been drinking alcohol or using drugs to get high?	65
144	If you drank alcohol (not just a sip or taste) in the past year, how did you usually get it?	66
145	If you drank alcohol (not just a sip or taste) in the past year, where did you usually drink it?	66
146	How do you feel about someone your age having one or two drinks of an alcoholic beverage nearly every day?	67
147	On how many occasions have you had alcoholic beverages (beer, wine or hard liquor) to drink in your lifetime - more than just a few sips?	67
148	On how many occasions have you drunk one or more drinks of an alcoholic beverage during the past 30 days?	67
149	On how many occasions have you used marijuana (grass, pot) or hashish (hash, hash oil) in your lifetime?	68
150	On how many occasions have you used marijuana (grass, pot) or hashish (hash, hash oil) during the past 30 days?	68
151	On how many occasions have you used LSD or other psychedelics in your lifetime?	68
152	On how many occasions have you used LSD or other psychedelics during the past 30 days?	69
153	On how many occasions have you used cocaine or crack in your lifetime?	69
154	On how many occasions have you used cocaine or crack during the past 30 days?	69
155	On how many occasions have you sniffed glue, breathed the contents of an aerosol spray can, or inhaled other gases or sprays, in order to get high in your lifetime?	70
156	On how many occasions have you sniffed glue, breathed the contents of an aerosol spray can, or inhaled other gases or sprays, in order to get high during the past 30 days?	70
157	On how many occasions have you used Daztrex in your lifetime?	71
158	On how many occasions have you used Daztrex during the past 30 days?	71
159	On how many occasions have you used synthetic marijuana (K2, spice) in your lifetime?	71

160	On how many occasions have you used synthetic marijuana (K2, spice) during the past 30 days?	72
161	On how many occasions have you used methamphetamines (meth, speed, crank, crystal meth) in your lifetime?	72
162	On how many occasions have you used methamphetamines (meth, speed, crank, crystal meth) in the past 30 days?	72
163	On how many occasions have you used other chemical products (bath salts, plant food, etc.) in your lifetime?	73
164	On how many occasions have you used other chemical products (bath salts, plant food, etc.) during the past 30 days?	73
165	On how many occasions have you used heroin or other opiates in your lifetime?	73
166	On how many occasions have you used heroin or other opiates during the past 30 days?	74
167	On how many occasions have you used MDMA ('X', 'E', or ecstasy) in your lifetime?	74
168	On how many occasions have you used MDMA ('X', 'E', or ecstasy) during the past 30 days?	74
169	On how many occasions have you taken prescription drugs (such as Valium, Xanax, Ritalin, Adderall, OxyContin, Darvocet, or sleeping pills) not prescribed to you in your lifetime?	75
170	On how many occasions have you taken prescription drugs (such as Valium, Xanax, Ritalin, Adderall, OxyContin, Darvocet, or sleeping pills) not prescribed to you during the past 30 days?	75
171	On how many occasions have you taken non-prescription medicines such as diet pills (for example, Dietac, Dexatrim or Prolamine), stay-awake pills (for example No-Doz, Vivarin, or Wake), or cough or cold medicines (robos, DXM, etc.) to get high in your lifetime?	76
172	On how many occasions have you taken non-prescription medicines such as diet pills (for example, Dietac, Dexatrim or Prolamine), stay-awake pills (for example No-Doz, Vivarin, or Wake), or cough or cold medicines (robos, DXM, etc.) to get high during the past 30 days?	76
173	On how many occasions have you been drunk or very high from drinking alcoholic beverages during the past 30 days?	77
174	On how many occasions have you drunk flavored alcoholic beverages, sometimes called 'alcopops' (like Mike's Hard Lemonade, Smirnoff Ice, Bacardi Breezers, etc.) in your lifetime?	77
175	On how many occasions have you drunk flavored alcoholic beverages, sometimes called 'alcopops' (like Mike's Hard Lemonade, Smirnoff Ice, Bacardi Breezers, etc.) during the past 30 days?	78
176	If you used prescription drugs or over the counter drugs without a doctor telling you to use it or for the purpose of getting high, where did you get these drugs? - Did not use	78

177	If you used prescription drugs or over the counter drugs without a doctor telling you to use it or for the purpose of getting high, where did you get these drugs? - Bought or took from store or shop	78
178	If you used prescription drugs or over the counter drugs without a doctor telling you to use it or for the purpose of getting high, where did you get these drugs? - Got from parents with permission	79
179	If you used prescription drugs or over the counter drugs without a doctor telling you to use it or for the purpose of getting high, where did you get these drugs? - Got from home without permission	79
180	If you used prescription drugs or over the counter drugs without a doctor telling you to use it or for the purpose of getting high, where did you get these drugs? - Got from relative with permission	79
181	If you used prescription drugs or over the counter drugs without a doctor telling you to use it or for the purpose of getting high, where did you get these drugs? - Got from relative without permission	79
182	If you used prescription drugs or over the counter drugs without a doctor telling you to use it or for the purpose of getting high, where did you get these drugs? - Got from friend's home with permission	80
183	If you used prescription drugs or over the counter drugs without a doctor telling you to use it or for the purpose of getting high, where did you get these drugs? - Got from friend's home without permission	80
184	If you used prescription drugs or over the counter drugs without a doctor telling you to use it or for the purpose of getting high, where did you get these drugs? - Got from friend at school	80
185	If you used prescription drugs or over the counter drugs without a doctor telling you to use it or for the purpose of getting high, where did you get these drugs? - Got from friend at party	80
186	If you used prescription drugs or over the counter drugs without a doctor telling you to use it or for the purpose of getting high, where did you get these drugs? - Got from friend, elsewhere	81
187	If you used prescription drugs or over the counter drugs without a doctor telling you to use it or for the purpose of getting high, where did you get these drugs? - Got from internet sale	81
188	During the last month, about how many marijuana cigarettes, or the equivalent, did you smoke a day, on the average?	81
189	How wrong do your friends feel it would be for YOU to: have one or two drinks of an alcoholic beverage nearly every day?	82
190	How wrong do your friends feel it would be for YOU to: smoke tobacco?	82
191	How wrong do your friends feel it would be for YOU to: smoke marijuana?	82
192	How wrong do your friends feel it would be for YOU to: use prescription drugs not prescribed to you?	83
193	How wrong would most adults (over 21) in your neighborhood think it is for kids your age: to use marijuana?	83

194	How wrong would most adults (over 21) in your neighborhood think it is for kids your age: to drink alcohol?	83
195	How wrong would most adults (over 21) in your neighborhood think it is for kids your age: to smoke cigarettes?	84
196	How much do each of the following statements describe your neighborhood? crime and/or drug selling	84
197	How much do each of the following statements describe your neighborhood? fights	84
198	How much do each of the following statements describe your neighborhood? lots of empty or abandoned buildings	85
199	How much do each of the following statements describe your neighborhood? lots of graffiti	85
200	I feel safe in my neighborhood.	85
201	If a kid smoked marijuana in your neighborhood would he or she be caught by the police?	86
202	If a kid drank some beer, wine or hard liquor (for example, vodka, whiskey, or gin) in your neighborhood would he or she be caught by the police?	86
203	If a kid carried a handgun in your neighborhood would he or she be caught by the police?	86
204	If you wanted to get some cigarettes, how easy would it be for you to get some?	87
205	If you wanted to get some beer, wine or hard liquor (for example, vodka, whiskey, or gin), how easy would it be for you to get some?	87
206	If you wanted to get a drug like cocaine, LSD, or amphetamines, how easy would it be for you to get some?	87
207	If you wanted to get a handgun, how easy would it be for you to get one?	88
208	If you wanted to get some marijuana, how easy would it be for you to get some?	88
209	If you wanted to get prescription drugs for the purpose of getting high, how easy would it be for you to get some?	88
210	If you wanted to get synthetic marijuana such as K2 or chemical products such as bath salts to get high, how easy would it be for you to get some?	89
211	If you wanted to get steroids to use or to enhance athletic performance, how easy would it be for you to get some?	89
212	If you wanted to get e-cigarettes, e-cigars, or e-hookahs, how easy would it be for you to get some?	89
213	During the past 12 months, have you participated in any alcohol prevention programs or seen any alcohol prevention messages in your school or community? Yes, a school-based program focused on preventing underage drinking and/or drinking and driving.	90

214	During the past 12 months, have you participated in any alcohol prevention programs or seen any alcohol prevention messages in your school or community? Yes, a community-based program focused on preventing underage drinking and/or drinking and driving (for example, through your church or temple or through youth groups like Boys and Girls Club or 4-H).	90
215	During the past 12 months, have you participated in any alcohol prevention programs or seen any alcohol prevention messages in your school or community? Yes, a media campaign addressing underage drinking and/or drinking and driving (for example, newspaper ads, posters, pamphlets, radio, TV).	90
216	During the past 12 months, have you participated in any alcohol prevention programs or seen any alcohol prevention messages in your school or community? No	90
217	How wrong do your parents feel it would be for YOU to: have one or two drinks of an alcoholic beverage nearly every day?	91
218	How wrong do your parents feel it would be for YOU to: smoke tobacco?	91
219	How wrong do your parents feel it would be for YOU to: smoke marijuana?	91
220	How wrong do your parents feel it would be for YOU to: use prescription drugs not prescribed to you?	92
221	How wrong do your parents feel it would be for YOU to: steal something worth more than \$5?	92
222	How wrong do your parents feel it would be for YOU to: draw graffiti, write things, or draw pictures on buildings or other property (without the owner's permission)?	92
223	How wrong do your parents feel it would be for YOU to: pick a fight with someone?	93
224	During the past 12 months, have you talked with at least one of your parents about the dangers of underage drinking and/or drinking and driving? By parents, we mean either your biological parents, adoptive parents, stepparents, or adult guardians - whether or not they live with you.	93
225	The rules in my family are clear.	93
226	People in my family have serious arguments about the same things, and often insult or yell at each other.	94
227	When I am not at home, one of my parents knows where I am and who I am with.	94
228	My family has clear rules about alcohol and drug use.	94
229	If you skipped school would you be caught by your parents?	95
230	My parents ask if I've gotten my homework done.	95
231	Would your parents know if you did not come home on time?	95
232	Do you know how to properly dispose of leftover prescription drugs?	96

233	Have any of your brothers or sisters ever: drunk beer, wine or hard liquor (for example, vodka, whiskey or gin)?	96
234	Have any of your brothers or sisters ever: smoked marijuana?	96
235	Have any of your brothers or sisters ever: smoked cigarettes?	96
236	Have any of your brothers or sisters ever: taken a handgun to school? .	97
237	Have any of your brothers or sisters ever: been suspended or expelled from school?	97
238	Have any of your brothers or sisters ever: used e-cigarettes, e-cigars or e-hookahs?	97
239	Have any of your brothers or sisters ever: used prescription drugs not prescribed to him/her?	97
240	Have you changed homes in the past year (the last 12 months)? . . .	98
241	How many times have you changed homes since kindergarten?	98
242	Have you changed schools (including changing from elementary to middle and middle to high school) in the past year?	98
243	How many times have you changed schools since kindergarten (including changing from elementary to middle and middle to high school)?	99
244	Has anyone in your family ever had severe alcohol or drug problems? .	99
245	About how many adults (over 21) have you known personally who in the past year have: used marijuana, crack, cocaine, or other drugs? .	99
246	About how many adults (over 21) have you known personally who in the past year have: sold or dealt drugs?	100
247	About how many adults (over 21) have you known personally who in the past year have: done other things that could get them in trouble with the police, like stealing, selling stolen goods, mugging or assaulting others, etc.?	100
248	About how many adults (over 21) have you known personally who in the past year have: gotten drunk or high?	100
249	Have you seen or heard information about underage drinking in the past 12 months from the following sources? Radio	101
250	Have you seen or heard information about underage drinking in the past 12 months from the following sources? TV.	101
251	Have you seen or heard information about underage drinking in the past 12 months from the following sources? Print. This includes information on underage drinking you may have seen in the newspaper, on a billboard, in pamphlets, on stickers, etc.	101
252	Have you seen or heard information about underage drinking in the past 12 months from the following sources? Website or social media? (Facebook, Myspace, website, etc.)	101
253	The next questions ask about your opinions of the information you saw or heard. If you have seen or heard more than one ad, please think about your favorite ad when answering these questions. The information about underage drinking that I saw or heard was convincing.	102

254	The next questions ask about your opinions of the information you saw or heard. If you have seen or heard more than one ad, please think about your favorite ad when answering these questions. The information about underage drinking that I saw or heard grabbed my attention.	102
255	The next questions ask about your opinions of the information you saw or heard. If you have seen or heard more than one ad, please think about your favorite ad when answering these questions. The information about underage drinking that I saw or heard said something important to me.	102
256	The next questions ask about your opinions of the information you saw or heard. If you have seen or heard more than one ad, please think about your favorite ad when answering these questions. Seeing or hearing this information about underage drinking made me want to stop or decrease my drinking.	103
257	How honest were you in filling out this survey?	103

List of Figures

1	Grade Chart	12
2	Gender Chart	13
3	Age Chart	14
4	Ethnic Origin Chart	15

1 INTRODUCTION

This report was generated from data collected on the *2016 Arkansas Prevention Needs Assessment Student Survey*. This report contains basic frequency tables of all data collected and graphs on the selected demographic variables of grade, gender, age and ethnic origin. The graph on ethnic origin is represented as a bar chart rather than as a pie chart. This is because students were allowed to mark more than one response for ethnic origin as opposed to being allowed to mark only one response. The bars represent the percent of students who marked each of the ethnic categories.

Questions regarding the information found in this report can be directed to:

International Survey Associates dba Pride Surveys

Mr. Jay Gleaton

2140 Newmarket Parkway

Suite 116

Marietta, GA 30067

Telephone: (800) 279-6361

Fax: (770) 726-9327

Website: <http://www.pridesurveys.com>

Grade Chart

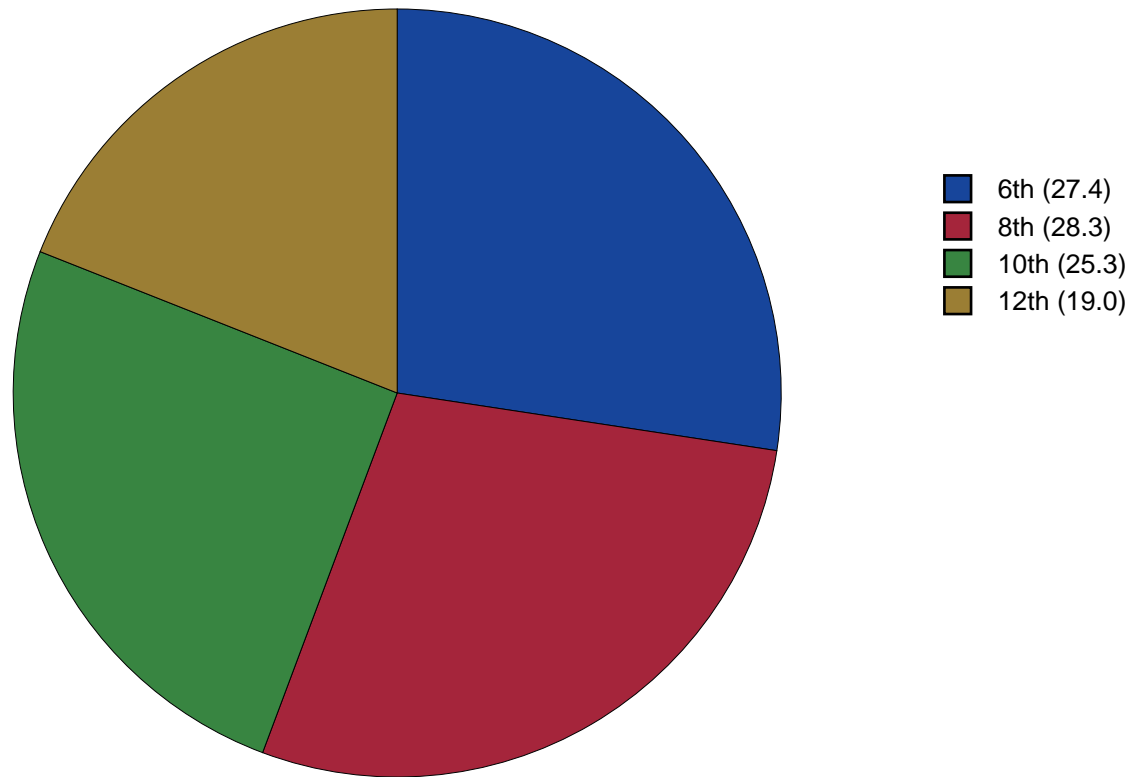


Figure 1: Grade Chart

Gender Chart

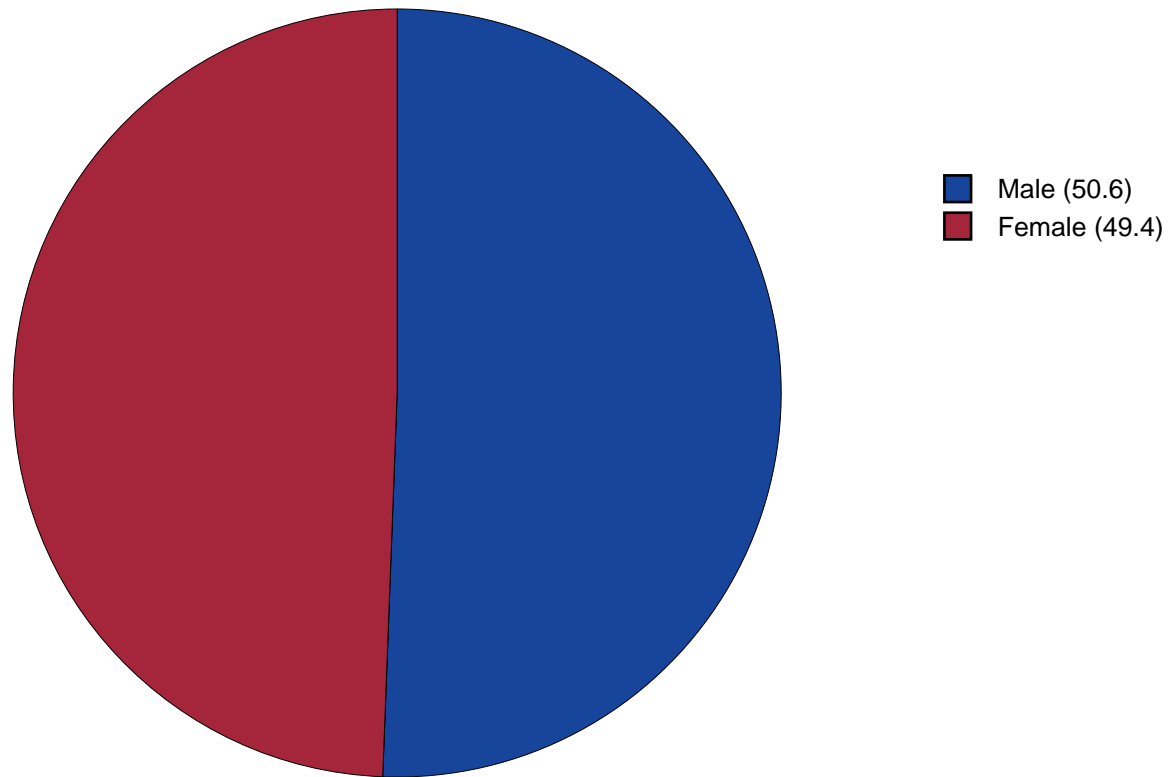


Figure 2: Gender Chart

Age Chart

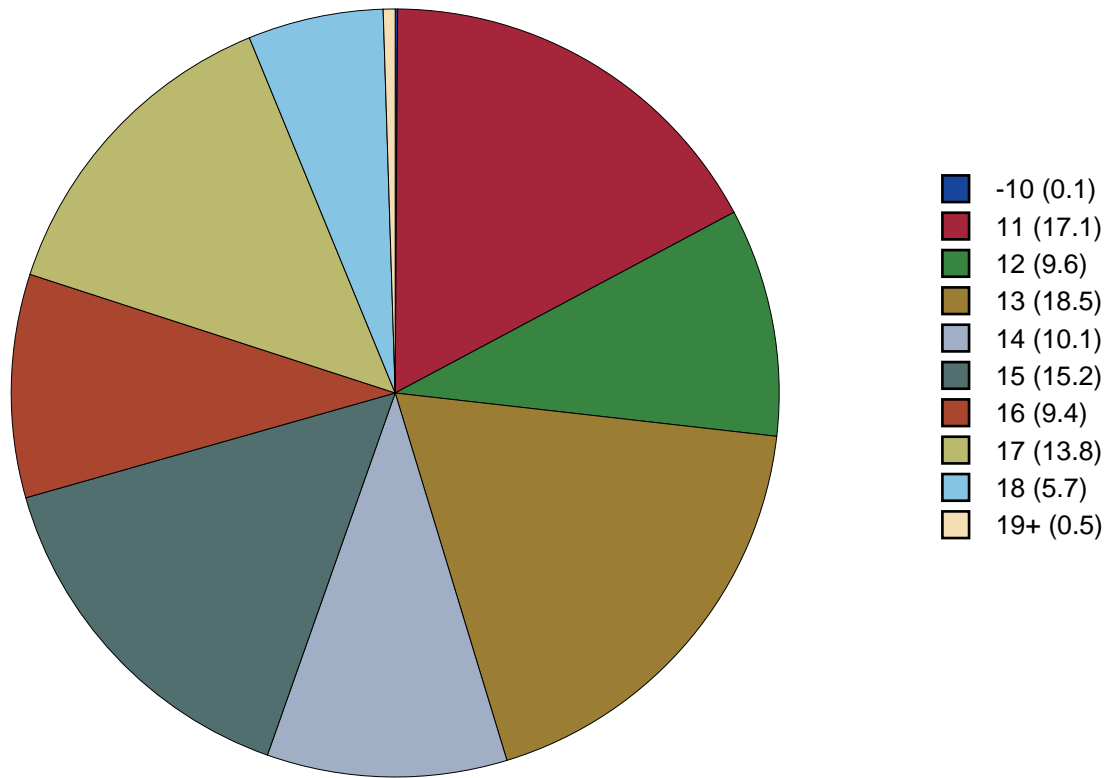


Figure 3: Age Chart

Ethnic Origin Chart

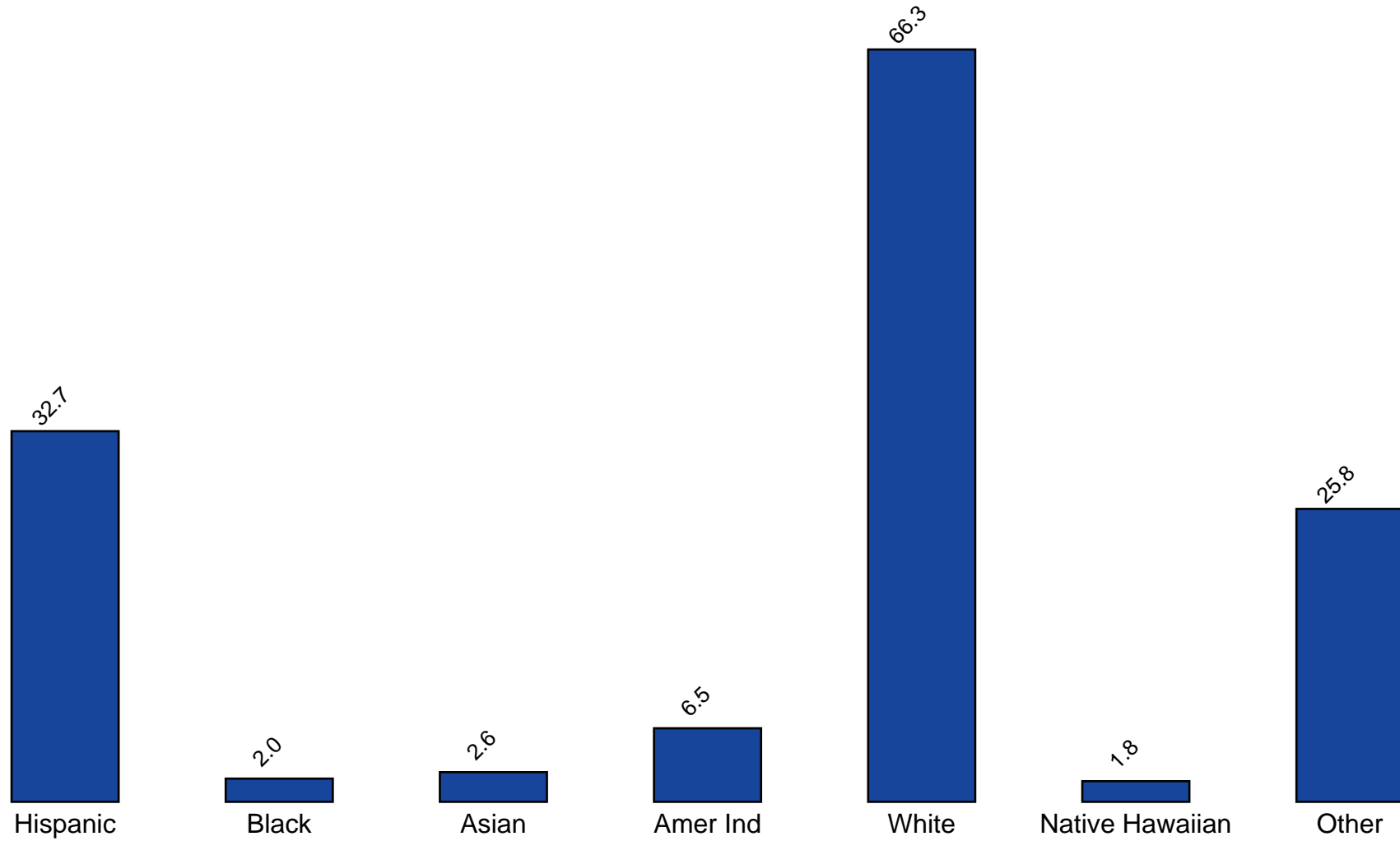


Figure 4: Ethnic Origin Chart

2 PERCENTAGE TABLES

The following tables contain frequency distribution detailing how your students responded to each question on the survey. The tables appear in the same order as the questions on the survey. The tables include breakdowns by grade level as well as overall percentages. The *N of Valid* row is a frequency count of the number of valid responses to each question for each grade and overall. The *N of Miss* row is a frequency count of the number of invalid(marked more than one response) or missing (i.e. did not respond) responses to each question for each grade and overall.

For the questions that allowed more than one response (i.e. race, live with, etc.) each response becomes a separate table. If a student did not mark the response, that was counted as a NO response, and if they did mark the response, that was counted as a YES response. Since a non response is a valid response for these questions, the *N of Miss* will always be zero for these questions.

Table 1: Sex



Response	6	8	10	12	Total	
Male	51.7	49.2	48.0	54.9	50.6	
Female	48.3	50.8	52.0	45.1	49.4	
N of Valid	238	248	221	162	869	
N of Miss	3	1	1	5	10	

Table 2: Age











Response	6	8	10	12	Total	
10 or younger	0.4	0.0	0.0	0.0	0.1	
11	62.5	0.0	0.0	0.0	17.1	
12	35.0	0.0	0.0	0.0	9.6	
13	2.1	63.3	0.0	0.0	18.5	
14	0.0	34.7	0.9	0.0	10.1	
15	0.0	2.0	57.7	0.0	15.2	
16	0.0	0.0	36.0	1.2	9.4	
17	0.0	0.0	5.0	66.7	13.8	
18	0.0	0.0	0.5	29.7	5.7	
19 or older	0.0	0.0	0.0	2.4	0.5	
N of Valid	240	248	222	165	875	
N of Miss	1	1	0	2	4	

Table 3: Are you Hispanic or Latino?



Response	6	8	10	12	Total	
No	67.0	65.6	67.7	69.9	67.3	
Yes	33.0	34.4	32.3	30.1	32.7	
N of Valid	230	244	220	166	860	
N of Miss	11	5	2	1	19	

Table 4: What is your race? Black or African American



Response	6	8	10	12	Total	
No	96.7	97.6	98.6	99.4	98.0	
Yes	3.3	2.4	1.4	0.6	2.0	
N of Valid	241	249	222	167	879	
N of Miss	0	0	0	0	0	

Table 5: What is your race? Asian



Response	6	8	10	12	Total	
No	98.8	97.6	96.4	96.4	97.4	
Yes	1.2	2.4	3.6	3.6	2.6	
N of Valid	241	249	222	167	879	
N of Miss	0	0	0	0	0	

Table 6: What is your race? American Indian



Response	6	8	10	12	Total	
No	87.6	96.8	95.9	94.0	93.5	
Yes	12.4	3.2	4.1	6.0	6.5	
N of Valid	241	249	222	167	879	
N of Miss	0	0	0	0	0	

Table 7: What is your race? Alaska Native


Response	6	8	10	12	Total	
No	100.0	100.0	100.0	100.0	100.0	
Yes	0.0	0.0	0.0	0.0	0.0	
N of Valid	241	249	222	167	879	
N of Miss	0	0	0	0	0	

Table 8: What is your race? White



Response	6	8	10	12	Total	
No	41.1	31.3	32.0	28.7	33.7	
Yes	58.9	68.7	68.0	71.3	66.3	
N of Valid	241	249	222	167	879	
N of Miss	0	0	0	0	0	

Table 9: What is your race? Native Hawaiian or Other Pacific Islander



Response	6	8	10	12	Total	
No	97.5	98.8	97.7	98.8	98.2	
Yes	2.5	1.2	2.3	1.2	1.8	
N of Valid	241	249	222	167	879	
N of Miss	0	0	0	0	0	

Table 10: What is your race? Other



Response	6	8	10	12	Total	
No	68.5	72.3	76.1	82.6	74.2	
Yes	31.5	27.7	23.9	17.4	25.8	
N of Valid	241	249	222	167	879	
N of Miss	0	0	0	0	0	

Table 11: What is the highest level of schooling completed by your mother or father?

Response	6	8	10	12	Total	
Completed grade school or less	2.7	5.8	2.7	6.7	4.3	
Some high school	4.4	8.6	11.4	14.0	9.3	
Completed high school	11.6	15.6	23.7	19.5	17.4	
Some college	11.1	13.2	15.1	24.4	15.3	
Completed college	16.9	20.6	21.0	19.5	19.5	
Graduate or professional school after college	8.0	6.6	7.8	7.3	7.4	
Don't know	44.9	27.2	15.1	6.7	24.8	
Does not apply	0.4	2.5	3.2	1.8	2.0	
N of Valid	225	243	219	164	851	
N of Miss	16	6	3	3	28	

Table 12: Think of where you live most of the time. Which of the following people live there with you? Mother

Response	6	8	10	12	Total	
No	10.0	13.3	17.1	16.2	13.9	
Yes	90.0	86.7	82.9	83.8	86.1	
N of Valid	241	249	222	167	879	
N of Miss	0	0	0	0	0	

Table 13: Think of where you live most of the time. Which of the following people live there with you? Stepmother

Response	6	8	10	12	Total	
No	96.3	95.2	95.5	95.2	95.6	
Yes	3.7	4.8	4.5	4.8	4.4	
N of Valid	241	249	222	167	879	
N of Miss	0	0	0	0	0	

Table 14: Think of where you live most of the time. Which of the following people live there with you? Foster Mother



Response	6	8	10	12	Total	
No	100.0	99.6	99.1	98.2	99.3	
Yes	0.0	0.4	0.9	1.8	0.7	
N of Valid	241	249	222	167	879	
N of Miss	0	0	0	0	0	

Table 15: Think of where you live most of the time. Which of the following people live there with you? Grandmother



Response	6	8	10	12	Total	
No	88.0	86.7	91.9	90.4	89.1	
Yes	12.0	13.3	8.1	9.6	10.9	
N of Valid	241	249	222	167	879	
N of Miss	0	0	0	0	0	

Table 16: Think of where you live most of the time. Which of the following people live there with you? Aunt



Response	6	8	10	12	Total	
No	92.5	95.6	95.5	98.8	95.3	
Yes	7.5	4.4	4.5	1.2	4.7	
N of Valid	241	249	222	167	879	
N of Miss	0	0	0	0	0	

Table 17: Think of where you live most of the time. Which of the following people live there with you? Father



Response	6	8	10	12	Total	
No	35.3	43.0	42.8	37.1	39.7	
Yes	64.7	57.0	57.2	62.9	60.3	
N of Valid	241	249	222	167	879	
N of Miss	0	0	0	0	0	

Table 18: Think of where you live most of the time. Which of the following people live there with you? Stepfather



Response	6	8	10	12	Total	
No	82.6	84.3	84.2	88.0	84.5	
Yes	17.4	15.7	15.8	12.0	15.5	
N of Valid	241	249	222	167	879	
N of Miss	0	0	0	0	0	

Table 19: Think of where you live most of the time. Which of the following people live there with you? Foster Father



Response	6	8	10	12	Total	
No	100.0	99.6	99.1	98.2	99.3	
Yes	0.0	0.4	0.9	1.8	0.7	
N of Valid	241	249	222	167	879	
N of Miss	0	0	0	0	0	

Table 20: Think of where you live most of the time. Which of the following people live there with you? Grandfather



Response	6	8	10	12	Total	
No	91.3	92.8	94.6	94.0	93.1	
Yes	8.7	7.2	5.4	6.0	6.9	
N of Valid	241	249	222	167	879	
N of Miss	0	0	0	0	0	

Table 21: Think of where you live most of the time. Which of the following people live there with you? Uncle



Response	6	8	10	12	Total	
No	92.5	95.6	95.0	97.6	95.0	
Yes	7.5	4.4	5.0	2.4	5.0	
N of Valid	241	249	222	167	879	
N of Miss	0	0	0	0	0	

Table 22: Think of where you live most of the time. Which of the following people live there with you? Other Adults

Response	6	8	10	12	Total	
No	96.3	97.2	97.3	95.8	96.7	
Yes	3.7	2.8	2.7	4.2	3.3	
N of Valid	241	249	222	167	879	
N of Miss	0	0	0	0	0	

Table 23: Think of where you live most of the time. Which of the following people live there with you? Brother(s)

Response	6	8	10	12	Total	
No	46.1	48.6	57.7	62.9	52.9	
Yes	53.9	51.4	42.3	37.1	47.1	
N of Valid	241	249	222	167	879	
N of Miss	0	0	0	0	0	

Table 24: Think of where you live most of the time. Which of the following people live there with you? Stepbrother(s)

Response	6	8	10	12	Total	
No	92.9	96.0	95.9	98.2	95.6	
Yes	7.1	4.0	4.1	1.8	4.4	
N of Valid	241	249	222	167	879	
N of Miss	0	0	0	0	0	

Table 25: Think of where you live most of the time. Which of the following people live there with you? Sister(s)

Response	6	8	10	12	Total	
No	49.0	51.4	56.3	68.3	55.2	
Yes	51.0	48.6	43.7	31.7	44.8	
N of Valid	241	249	222	167	879	
N of Miss	0	0	0	0	0	

Table 26: Think of where you live most of the time. Which of the following people live there with you? Stepsister(s)



Response	6	8	10	12	Total	
No	95.0	97.6	97.7	97.6	96.9	
Yes	5.0	2.4	2.3	2.4	3.1	
N of Valid	241	249	222	167	879	
N of Miss	0	0	0	0	0	

Table 27: Think of where you live most of the time. Which of the following people live there with you? Other Children



Response	6	8	10	12	Total	
No	95.0	96.0	93.2	93.4	94.5	
Yes	5.0	4.0	6.8	6.6	5.5	
N of Valid	241	249	222	167	879	
N of Miss	0	0	0	0	0	

Table 28: In my school, students have lots of chances to help decide things like class activities and rules.





Response	6	8	10	12	Total	
NO!	11.0	8.1	11.9	18.8	11.9	
no	43.0	36.2	39.9	40.0	39.7	
yes	38.2	50.4	45.0	36.4	43.1	
YES!	7.9	5.3	3.2	4.8	5.4	
N of Valid	228	246	218	165	857	
N of Miss	13	3	4	2	22	

Table 29: Teachers ask me to work on special classroom projects.





Response	6	8	10	12	Total	
NO!	9.1	11.1	6.8	8.0	8.9	
no	33.6	43.2	43.4	41.7	40.4	
yes	47.8	39.5	44.7	43.6	43.9	
YES!	9.5	6.2	5.0	6.7	6.9	
N of Valid	232	243	219	163	857	
N of Miss	9	6	3	4	22	

Table 30: My teacher(s) notices when I am doing a good job and lets me know about it.





Response	6	8	10	12	Total	
NO!	4.7	4.1	5.9	9.1	5.7	
no	20.4	24.2	35.6	25.6	26.3	
yes	49.8	53.3	47.9	53.7	51.0	
YES!	25.1	18.4	10.5	11.6	16.9	
N of Valid	235	244	219	164	862	
N of Miss	6	5	3	3	17	

Table 31: There are lots of chances for students in my school to get involved in sports, clubs, and other school activities outside of class.





Response	6	8	10	12	Total	
NO!	2.5	0.8	1.8	3.0	2.0	
no	11.4	6.5	9.0	4.3	8.1	
yes	36.4	42.9	49.8	48.2	43.9	
YES!	49.6	49.8	39.4	44.5	46.1	
N of Valid	236	247	221	164	868	
N of Miss	5	2	1	3	11	

Table 32: There are lots of chances for students in my school to talk with a teacher one-on-one.





Response	6	8	10	12	Total	
NO!	2.6	1.6	6.8	3.1	3.5	
no	21.3	25.8	24.1	21.6	23.3	
yes	46.0	48.0	55.5	53.1	50.3	
YES!	30.2	24.6	13.6	22.2	22.9	
N of Valid	235	244	220	162	861	
N of Miss	6	5	2	5	18	

Table 33: I feel safe at my school.





Response	6	8	10	12	Total	
NO!	3.4	5.4	7.3	5.6	5.4	
no	7.6	15.7	19.3	15.5	14.3	
yes	43.9	52.9	65.1	62.1	55.2	
YES!	45.1	26.0	8.3	16.8	25.1	
N of Valid	237	242	218	161	858	
N of Miss	4	7	4	6	21	

Table 34: The school lets my parents know when I have done something well.





Response	6	8	10	12	Total	
NO!	9.4	10.2	21.1	20.9	14.7	
no	32.3	38.6	51.4	52.8	42.8	
yes	46.0	37.8	25.2	22.7	34.0	
YES!	12.3	13.4	2.3	3.7	8.5	
N of Valid	235	246	218	163	862	
N of Miss	6	3	4	4	17	

Table 35: My teachers praise me when I work hard in school.





Response	6	8	10	12	Total	
NO!	13.2	9.9	16.3	17.5	13.8	
no	31.6	43.8	49.3	44.4	42.0	
yes	44.3	38.0	30.2	34.4	37.0	
YES!	11.0	8.3	4.2	3.8	7.1	
N of Valid	228	242	215	160	845	
N of Miss	13	7	7	7	34	

Table 36: Are your school grades better than the grades of most students in your class?

Response	6	8	10	12	Total
NO!	7.4	7.4	6.0	5.6	6.7
no	34.1	38.3	33.3	30.2	34.4
yes	43.7	41.2	48.6	46.9	44.8
YES!	14.8	13.2	12.0	17.3	14.1
N of Valid	229	243	216	162	850
N of Miss	12	6	6	5	29

Table 37: I have lots of chances to be part of class discussions or activities.

Response	6	8	10	12	Total
NO!	2.6	2.8	2.8	3.1	2.8
no	16.8	17.9	16.1	9.3	15.5
yes	40.5	52.0	65.0	72.8	56.1
YES!	40.1	27.2	16.1	14.8	25.6
N of Valid	232	246	217	162	857
N of Miss	9	3	5	5	22

Table 38: Now thinking back over the past year in school, how often did you: enjoy being in school?

Response	6	8	10	12	Total
Never	2.5	7.3	8.2	11.0	6.9
Seldom	10.5	13.4	25.1	17.1	16.3
Sometimes	27.0	33.2	44.7	48.8	37.4
Often	28.7	30.8	18.7	18.9	24.9
Almost always	31.2	15.4	3.2	4.3	14.5
N of Valid	237	247	219	164	867
N of Miss	4	2	3	3	12

Table 39: Now thinking back over the past year in school, how often did you: hate being in school?






Response	6	8	10	12	Total	
Never	17.1	7.3	2.3	3.0	7.9	
Seldom	37.2	28.9	17.5	17.7	26.1	
Sometimes	29.5	33.3	38.7	37.8	34.5	
Often	11.1	19.9	26.7	28.7	20.9	
Almost always	5.1	10.6	14.7	12.8	10.6	
N of Valid	234	246	217	164	861	
N of Miss	7	3	5	3	18	

Table 40: Now thinking back over the past year in school, how often did you: try to do your best work in school?






Response	6	8	10	12	Total	
Never	0.0	0.0	0.0	1.2	0.2	
Seldom	0.9	3.7	4.1	6.1	3.5	
Sometimes	4.7	11.8	21.5	18.2	13.6	
Often	21.9	37.6	35.6	41.2	33.5	
Almost always	72.5	46.9	38.8	33.3	49.2	
N of Valid	233	245	219	165	862	
N of Miss	8	4	3	2	17	

Table 41: How often do you feel that the school work you are assigned is meaningful and important?






Response	6	8	10	12	Total	
Never	2.6	4.8	7.8	16.5	7.2	
Seldom	8.1	18.1	32.4	26.2	20.6	
Sometimes	28.2	37.5	37.4	35.4	34.6	
Often	29.5	27.8	20.1	16.5	24.2	
Almost always	31.6	11.7	2.3	5.5	13.5	
N of Valid	234	248	219	164	865	
N of Miss	7	1	3	3	14	

Table 42: Putting them all together, what were your grades like last year?






Response	6	8	10	12	Total	
Mostly F's	0.4	1.7	0.9	0.0	0.8	
Mostly D's	3.1	2.9	2.3	0.6	2.4	
Mostly C's	12.4	16.5	28.8	20.5	19.3	
Mostly B's	42.0	45.5	39.1	44.0	42.6	
Mostly A's	42.0	33.5	28.8	34.9	34.9	
N of Valid	226	242	215	166	849	
N of Miss	15	7	7	1	30	

Table 43: How important do you think the things you are learning in school are going to be for your later life?






Response	6	8	10	12	Total	
Very important	45.6	19.1	8.7	7.3	21.5	
Quite important	32.9	25.2	16.5	15.8	23.3	
Fairly important	14.3	32.1	34.9	32.1	27.9	
Slightly important	7.2	19.1	36.7	35.8	23.4	
Not at all important	0.0	4.5	3.2	9.1	3.8	
N of Valid	237	246	218	165	866	
N of Miss	4	3	4	2	13	

Table 44: Do your parents care about your skipping or cutting school?



Response	6	8	10	12	Total	
Yes	95.4	97.5	93.6	86.7	93.9	
No	4.6	2.5	6.4	13.3	6.1	
N of Valid	239	243	218	165	865	
N of Miss	2	6	4	2	14	

Table 45: During the LAST FOUR WEEKS how many whole days of school have you missed because you skipped or 'cut'?








Response	6	8	10	12	Total	
None	75.9	73.2	74.3	70.1	73.6	
1	9.7	11.4	10.6	9.8	10.4	
2	6.3	8.5	4.1	9.1	6.9	
3	3.8	2.4	2.8	4.3	3.2	
4-5	3.4	1.2	6.0	4.9	3.7	
6-10	0.4	2.8	1.8	0.6	1.5	
11 or more	0.4	0.4	0.5	1.2	0.6	
N of Valid	237	246	218	164	865	
N of Miss	4	3	4	3	14	

Table 46: What are the chances you would be seen as cool if you: smoked cigarettes?






Response	6	8	10	12	Total	
No or very little chance	91.5	75.3	60.7	58.4	72.7	
Little chance	4.3	12.1	20.5	21.7	14.0	
Some chance	2.1	8.5	14.6	13.9	9.4	
Pretty good chance	1.7	3.6	2.7	4.8	3.1	
Very good chance	0.4	0.4	1.4	1.2	0.8	
N of Valid	234	247	219	166	866	
N of Miss	7	2	3	1	13	

Table 47: What are the chances you would be seen as cool if you: worked hard at school?






Response	6	8	10	12	Total	
No or very little chance	3.4	7.3	12.3	11.4	8.3	
Little chance	6.8	15.0	20.0	21.7	15.3	
Some chance	14.8	30.8	32.3	34.3	27.5	
Pretty good chance	31.2	29.1	23.2	22.9	27.0	
Very good chance	43.9	17.8	12.3	9.6	22.0	
N of Valid	237	247	220	166	870	
N of Miss	4	2	2	1	9	

Table 48: What are the chances you would be seen as cool if you: began drinking alcoholic beverages regularly, that is, at least once or twice a month?






Response	6	8	10	12	Total	
No or very little chance	87.7	67.2	40.9	33.3	59.6	
Little chance	8.5	15.8	19.1	17.6	15.0	
Some chance	1.7	8.1	23.2	24.2	13.3	
Pretty good chance	1.7	6.5	12.3	16.4	8.5	
Very good chance	0.4	2.4	4.5	8.5	3.6	
N of Valid	235	247	220	165	867	
N of Miss	6	2	2	2	12	

Table 49: What are the chances you would be seen as cool if you: defended someone who was being bullied?






Response	6	8	10	12	Total	
No or very little chance	7.6	6.1	10.9	10.8	8.6	
Little chance	8.4	11.0	22.3	12.0	13.3	
Some chance	11.8	24.4	27.7	28.9	22.7	
Pretty good chance	28.7	36.2	25.0	27.7	29.7	
Very good chance	43.5	22.4	14.1	20.5	25.7	
N of Valid	237	246	220	166	869	
N of Miss	4	3	2	1	10	

Table 50: What are the chances you would be seen as cool if you: smoked marijuana?






Response	6	8	10	12	Total	
No or very little chance	94.0	62.3	42.9	35.3	60.7	
Little chance	2.2	15.8	15.1	22.2	13.2	
Some chance	1.3	7.3	19.6	19.8	11.2	
Pretty good chance	1.7	6.9	12.3	14.4	8.3	
Very good chance	0.9	7.7	10.0	8.4	6.6	
N of Valid	232	247	219	167	865	
N of Miss	9	2	3	0	14	

Table 51: What are the chances you would be seen as cool if you: carried a handgun?






Response	6	8	10	12	Total	
No or very little chance	81.2	71.4	63.5	68.5	71.5	
Little chance	11.1	14.9	16.4	14.5	14.2	
Some chance	4.3	8.1	12.3	7.9	8.1	
Pretty good chance	3.0	3.2	4.1	4.8	3.7	
Very good chance	0.4	2.4	3.7	4.2	2.5	
N of Valid	234	248	219	165	866	
N of Miss	7	1	3	2	13	

Table 52: What are the chances you would be seen as cool if you: used e-cigarettes, e-cigars or e-hookahs?






Response	6	8	10	12	Total	
No or very little chance	92.6	70.9	51.8	54.3	68.7	
Little chance	3.9	10.5	19.5	19.5	12.8	
Some chance	0.9	7.7	13.2	11.6	8.0	
Pretty good chance	0.9	6.1	8.6	11.0	6.3	
Very good chance	1.7	4.9	6.8	3.7	4.3	
N of Valid	231	247	220	164	862	
N of Miss	10	2	2	3	17	

Table 53: What are the chances you would be seen as cool if you: bullied someone or cyber bullied someone?






Response	6	8	10	12	Total	
No or very little chance	86.3	76.6	71.4	68.9	76.4	
Little chance	9.9	14.1	15.9	20.1	14.6	
Some chance	1.7	2.8	8.6	7.3	4.9	
Pretty good chance	1.3	4.0	2.7	2.4	2.7	
Very good chance	0.9	2.4	1.4	1.2	1.5	
N of Valid	233	248	220	164	865	
N of Miss	8	1	2	3	14	

Table 54: Think of your four best friends (the friends you feel closest to). In the past year (12 months), how many of your best friends have: participated in clubs, organizations or activities at school?






Response	6	8	10	12	Total	
0	13.2	12.2	10.3	9.3	11.4	
1	15.4	11.0	9.8	9.9	11.7	
2	16.2	16.3	18.2	19.8	17.4	
3	24.1	18.4	17.8	11.1	18.4	
4	31.1	42.0	43.9	50.0	41.1	
N of Valid	228	245	214	162	849	
N of Miss	13	4	8	5	30	

Table 55: Think of your four best friends (the friends you feel closest to). In the past year (12 months), how many of your best friends have: smoked cigarettes?






Response	6	8	10	12	Total	
0	93.5	77.7	54.2	45.7	70.0	
1	3.9	14.5	20.1	25.9	15.2	
2	1.3	5.0	12.6	17.3	8.2	
3	0.4	1.2	7.0	4.3	3.1	
4	0.9	1.7	6.1	6.8	3.5	
N of Valid	231	242	214	162	849	
N of Miss	10	7	8	5	30	

Table 56: Think of your four best friends (the friends you feel closest to). In the past year (12 months), how many of your best friends have: tried beer, wine or hard liquor (for example, vodka, whiskey, or gin) when their parents didn't know about it?






Response	6	8	10	12	Total	
0	90.4	67.3	37.7	21.7	57.5	
1	6.1	14.7	15.6	16.8	13.0	
2	1.7	9.4	10.4	19.9	9.6	
3	0.9	3.7	11.8	13.0	6.7	
4	0.9	4.9	24.5	28.6	13.2	
N of Valid	230	245	212	161	848	
N of Miss	11	4	10	6	31	

Table 57: Think of your four best friends (the friends you feel closest to). In the past year (12 months), how many of your best friends have: used e-cigarettes, e-cigars, or e-hookahs?






Response	6	8	10	12	Total	
0	95.2	81.6	65.0	48.8	74.8	
1	3.5	11.5	12.1	23.1	11.7	
2	0.4	3.3	5.6	11.9	4.7	
3	0.0	0.8	6.1	8.8	3.4	
4	0.9	2.9	11.2	7.5	5.3	
N of Valid	228	244	214	160	846	
N of Miss	13	5	8	7	33	

Table 58: Think of your four best friends (the friends you feel closest to). In the past year (12 months), how many of your best friends have: used marijuana?






Response	6	8	10	12	Total	
0	93.0	76.5	50.5	46.6	68.7	
1	4.8	10.7	17.8	20.5	12.8	
2	0.9	4.9	10.3	10.6	6.3	
3	0.4	2.1	5.6	6.2	3.3	
4	0.9	5.8	15.9	16.1	9.0	
N of Valid	228	243	214	161	846	
N of Miss	13	6	8	6	33	

Table 59: Think of your four best friends (the friends you feel closest to). In the past year (12 months), how many of your best friends have: used prescription drugs or non-prescription drugs for the purpose of getting high?






Response	6	8	10	12	Total	
0	96.1	92.1	76.6	69.6	85.0	
1	3.1	4.1	9.8	16.1	7.6	
2	0.4	2.1	6.5	6.8	3.7	
3	0.0	0.4	3.3	1.9	1.3	
4	0.4	1.2	3.7	5.6	2.5	
N of Valid	229	242	214	161	846	
N of Miss	12	7	8	6	33	

Table 60: Think of your four best friends (the friends you feel closest to). In the past year (12 months), how many of your best friends have: used synthetic marijuana (K2, spice) or bath salts?





Response	6	8	10	12	Total	
0	98.7	97.1	88.6	91.2	94.3	
1	1.3	1.2	5.7	3.8	2.9	
2	0.0	1.2	2.8	2.5	1.5	
3	0.0	0.0	0.0	0.0	0.0	
4	0.0	0.4	2.8	2.5	1.3	
N of Valid	226	243	211	159	839	
N of Miss	15	6	11	8	40	

Table 61: Think of your four best friends (the friends you feel closest to). In the past year (12 months), how many of your best friends have: used LSD, cocaine, amphetamines, or other illegal drugs?






Response	6	8	10	12	Total	
0	97.8	95.9	83.2	80.5	90.3	
1	1.3	2.9	8.4	10.1	5.2	
2	0.4	0.8	4.2	4.4	2.2	
3	0.0	0.0	1.4	2.5	0.8	
4	0.4	0.4	2.8	2.5	1.4	
N of Valid	229	243	214	159	845	
N of Miss	12	6	8	8	34	

Table 62: Think of your four best friends (the friends you feel closest to). In the past year (12 months), how many of your best friends have: been bullied?






Response	6	8	10	12	Total	
0	28.6	41.0	54.0	68.1	46.1	
1	26.8	21.3	16.9	15.6	20.6	
2	21.0	17.2	12.2	8.8	15.3	
3	8.9	7.0	6.1	3.1	6.5	
4	14.7	13.5	10.8	4.4	11.4	
N of Valid	224	244	213	160	841	
N of Miss	17	5	9	7	38	

Table 63: Think of your four best friends (the friends you feel closest to). In the past year (12 months), how many of your best friends have: been suspended from school?






Response	6	8	10	12	Total	
0	86.6	70.8	71.2	82.4	77.3	
1	9.8	18.8	17.7	10.1	14.4	
2	2.2	6.2	6.5	4.4	4.9	
3	0.9	2.1	2.8	1.9	1.9	
4	0.4	2.1	1.9	1.3	1.4	
N of Valid	224	240	215	159	838	
N of Miss	17	9	7	8	41	

Table 64: Think of your four best friends (the friends you feel closest to). In the past year (12 months), how many of your best friends have: carried a handgun?






Response	6	8	10	12	Total	
0	93.8	95.0	88.7	91.3	92.4	
1	3.5	3.7	5.2	5.6	4.4	
2	0.9	0.4	2.8	1.2	1.3	
3	0.9	0.0	0.5	0.6	0.5	
4	0.9	0.8	2.8	1.2	1.4	
N of Valid	226	241	212	161	840	
N of Miss	15	8	10	6	39	

Table 65: Think of your four best friends (the friends you feel closest to). In the past year (12 months), how many of your best friends have: sold illegal drugs?






Response	6	8	10	12	Total	
0	96.4	94.6	82.0	78.1	88.8	
1	2.7	4.1	7.6	10.0	5.7	
2	0.0	0.8	5.2	6.9	2.9	
3	0.0	0.0	2.8	2.5	1.2	
4	0.9	0.4	2.4	2.5	1.4	
N of Valid	225	242	211	160	838	
N of Miss	16	7	11	7	41	

Table 66: Think of your four best friends (the friends you feel closest to). In the past year (12 months), how many of your best friends have: regularly attended religious services?






Response	6	8	10	12	Total	
0	32.2	19.5	25.0	24.4	25.2	
1	9.8	15.8	17.5	17.5	15.0	
2	15.9	18.3	20.3	21.2	18.7	
3	15.4	18.3	14.6	16.9	16.3	
4	26.6	28.2	22.6	20.0	24.8	
N of Valid	214	241	212	160	827	
N of Miss	27	8	10	7	52	

Table 67: Think of your four best friends (the friends you feel closest to). In the past year (12 months), how many of your best friends have: stolen or tried to steal a motor vehicle such as a car or motorcycle?






Response	6	8	10	12	Total	
0	96.9	95.0	93.5	98.8	95.9	
1	1.8	3.7	4.2	0.6	2.7	
2	0.4	0.0	0.9	0.0	0.4	
3	0.0	0.4	0.5	0.6	0.4	
4	0.9	0.8	0.9	0.0	0.7	
N of Valid	228	242	214	160	844	
N of Miss	13	7	8	7	35	

Table 68: Think of your four best friends (the friends you feel closest to). In the past year (12 months), how many of your best friends have: been arrested?






Response	6	8	10	12	Total	
0	96.9	92.1	85.4	85.6	90.5	
1	1.8	6.2	7.0	9.4	5.8	
2	0.4	0.8	3.8	4.4	2.1	
3	0.4	0.4	1.9	0.0	0.7	
4	0.4	0.4	1.9	0.6	0.8	
N of Valid	227	242	213	160	842	
N of Miss	14	7	9	7	37	

Table 69: Think of your four best friends (the friends you feel closest to). In the past year (12 months), how many of your best friends have: dropped out of school?






Response	6	8	10	12	Total	
0	96.4	97.9	88.4	88.2	93.2	
1	2.2	2.1	8.8	9.9	5.3	
2	0.0	0.0	0.9	1.2	0.5	
3	0.4	0.0	0.9	0.0	0.4	
4	0.9	0.0	0.9	0.6	0.6	
N of Valid	224	243	215	161	843	
N of Miss	17	6	7	6	36	

Table 70: Think of your four best friends (the friends you feel closest to). In the past year (12 months), how many of your best friends have: been members of a gang?






Response	6	8	10	12	Total	
0	93.3	93.4	90.7	96.2	93.2	
1	2.2	2.0	5.1	1.2	2.7	
2	1.3	0.8	1.9	1.2	1.3	
3	1.3	0.8	0.5	0.0	0.7	
4	1.8	2.9	1.9	1.2	2.0	
N of Valid	224	244	214	160	842	
N of Miss	17	5	8	7	37	

Table 71: How old were you when you first: smoked marijuana?










Response	6	8	10	12	Total	
Never	98.3	86.9	70.3	65.5	81.6	
10 or younger	0.9	1.2	2.3	1.8	1.5	
11	0.4	2.5	2.7	1.2	1.7	
12	0.4	3.7	3.2	6.1	3.1	
13	0.0	4.9	3.2	1.8	2.6	
14	0.0	0.8	6.8	4.8	2.9	
15	0.0	0.0	8.7	4.8	3.1	
16	0.0	0.0	2.7	6.7	2.0	
17 or older	0.0	0.0	0.0	7.3	1.4	
N of Valid	231	244	219	165	859	
N of Miss	10	5	3	2	20	

Table 72: How old were you when you first: smoked a cigarette, even just a puff?










Response	6	8	10	12	Total	
Never	95.6	86.5	64.4	53.9	77.0	
10 or younger	3.1	3.3	8.7	9.7	5.8	
11	0.9	2.0	2.7	3.6	2.2	
12	0.4	3.7	3.7	3.6	2.8	
13	0.0	2.9	3.7	4.8	2.7	
14	0.0	1.6	9.6	4.2	3.7	
15	0.0	0.0	4.6	6.7	2.5	
16	0.0	0.0	2.3	7.9	2.1	
17 or older	0.0	0.0	0.5	5.5	1.2	
N of Valid	229	244	219	165	857	
N of Miss	12	5	3	2	22	

Table 73: How old were you when you first: had more than a sip or two of beer, wine or hard liquor (for example, vodka, whiskey, or gin)?










Response	6	8	10	12	Total	
Never	85.7	72.2	42.9	35.0	61.3	
10 or younger	10.8	8.6	8.7	10.4	9.6	
11	2.2	4.1	2.3	1.2	2.6	
12	1.3	4.1	4.6	6.7	4.0	
13	0.0	8.6	8.7	5.5	5.7	
14	0.0	2.4	14.6	10.4	6.4	
15	0.0	0.0	12.3	15.3	6.1	
16	0.0	0.0	5.5	4.3	2.2	
17 or older	0.0	0.0	0.5	11.0	2.2	
N of Valid	231	245	219	163	858	
N of Miss	10	4	3	4	21	

Table 74: How old were you when you first: began drinking alcoholic beverages regularly, that is, at least once or twice a month?


Response	6	8	10	12	Total	
Never	100.0	96.7	80.7	67.1	87.9	
10 or younger	0.0	0.0	0.5	0.6	0.2	
11	0.0	0.8	0.5	0.0	0.3	
12	0.0	0.4	1.8	2.4	1.0	
13	0.0	1.2	1.8	2.4	1.3	
14	0.0	0.8	2.8	3.7	1.6	
15	0.0	0.0	9.6	9.8	4.3	
16	0.0	0.0	1.8	4.3	1.3	
17 or older	0.0	0.0	0.5	9.8	2.0	
N of Valid	232	244	218	164	858	
N of Miss	9	5	4	3	21	

Table 75: How old were you when you first: used Daztrex?


Response	6	8	10	12	Total	
Never	100.0	100.0	100.0	100.0	100.0	
10 or younger	0.0	0.0	0.0	0.0	0.0	
11	0.0	0.0	0.0	0.0	0.0	
12	0.0	0.0	0.0	0.0	0.0	
13	0.0	0.0	0.0	0.0	0.0	
14	0.0	0.0	0.0	0.0	0.0	
15	0.0	0.0	0.0	0.0	0.0	
16	0.0	0.0	0.0	0.0	0.0	
17 or older	0.0	0.0	0.0	0.0	0.0	
N of Valid	221	240	216	162	839	
N of Miss	20	9	6	5	40	

Table 76: How old were you when you first: got suspended from school?









Response	6	8	10	12	Total	
Never	95.2	89.4	79.8	89.0	88.4	
10 or younger	2.6	2.0	3.7	1.8	2.6	
11	1.7	1.6	1.8	1.8	1.8	
12	0.4	2.4	2.8	1.8	1.9	
13	0.0	3.7	4.6	1.8	2.6	
14	0.0	0.8	3.2	2.4	1.5	
15	0.0	0.0	3.7	0.6	1.1	
16	0.0	0.0	0.5	0.6	0.2	
17 or older	0.0	0.0	0.0	0.0	0.0	
N of Valid	230	245	218	164	857	
N of Miss	11	4	4	3	22	

Table 77: How old were you when you first: got arrested?









Response	6	8	10	12	Total	
Never	99.6	97.1	94.5	96.3	97.0	
10 or younger	0.4	0.4	0.0	0.0	0.2	
11	0.0	0.0	0.0	0.0	0.0	
12	0.0	0.0	0.9	0.0	0.2	
13	0.0	1.6	0.5	0.6	0.7	
14	0.0	0.8	2.3	0.6	0.9	
15	0.0	0.0	1.8	1.2	0.7	
16	0.0	0.0	0.0	0.6	0.1	
17 or older	0.0	0.0	0.0	0.6	0.1	
N of Valid	231	244	218	164	857	
N of Miss	10	5	4	3	22	

Table 78: How old were you when you first: carried a handgun?

Response	6	8	10	12	Total	
Never	94.3	95.5	90.3	92.6	93.3	
10 or younger	3.9	1.2	2.8	1.9	2.5	
11	1.3	1.6	1.4	1.2	1.4	
12	0.4	1.2	0.9	0.6	0.8	
13	0.0	0.0	1.8	0.6	0.6	
14	0.0	0.4	1.4	0.0	0.5	
15	0.0	0.0	0.5	0.6	0.2	
16	0.0	0.0	0.5	0.6	0.2	
17 or older	0.0	0.0	0.5	1.9	0.5	
N of Valid	230	243	217	162	852	
N of Miss	11	6	5	5	27	

Table 79: How old were you when you first: used e-cigarettes, e-cigars, or e-hookahs?

Response	6	8	10	12	Total	
Never	97.8	88.6	75.2	70.1	84.1	
10 or younger	0.9	0.0	0.0	0.0	0.2	
11	0.9	1.2	0.9	0.0	0.8	
12	0.4	2.0	0.5	0.6	0.9	
13	0.0	5.7	4.1	1.2	2.9	
14	0.0	2.4	10.1	3.0	3.8	
15	0.0	0.0	6.9	4.9	2.7	
16	0.0	0.0	2.3	7.9	2.1	
17 or older	0.0	0.0	0.0	12.2	2.3	
N of Valid	230	246	218	164	858	
N of Miss	11	3	4	3	21	

Table 80: How old were you when you first: belonged to a gang?










Response	6	8	10	12	Total	
Never	96.6	94.7	95.8	97.5	96.0	
10 or younger	0.9	0.0	0.0	0.6	0.4	
11	0.9	1.2	0.5	0.0	0.7	
12	1.3	0.4	0.5	0.6	0.7	
13	0.4	2.9	0.5	0.6	1.2	
14	0.0	0.8	0.9	0.0	0.5	
15	0.0	0.0	0.9	0.0	0.2	
16	0.0	0.0	0.9	0.0	0.2	
17 or older	0.0	0.0	0.0	0.6	0.1	
N of Valid	232	244	216	163	855	
N of Miss	9	5	6	4	24	

Table 81: How old were you when you first: used prescription drugs not prescribed to you?










Response	6	8	10	12	Total	
Never	97.0	96.7	86.6	83.4	91.7	
10 or younger	2.6	1.2	0.9	1.8	1.6	
11	0.0	0.0	0.0	1.2	0.2	
12	0.4	0.8	1.4	0.0	0.7	
13	0.0	0.4	2.3	1.8	1.1	
14	0.0	0.8	3.7	1.8	1.5	
15	0.0	0.0	4.1	4.3	1.9	
16	0.0	0.0	0.9	3.1	0.8	
17 or older	0.0	0.0	0.0	2.5	0.5	
N of Valid	230	244	217	163	854	
N of Miss	11	5	5	4	25	

Table 82: How wrong do you think it is for someone your age to: take a handgun to school?





Response	6	8	10	12	Total	
Very wrong	89.9	77.7	79.5	82.5	82.4	
Wrong	8.0	17.4	14.2	12.7	13.1	
A little bit wrong	1.7	3.2	4.6	4.2	3.3	
Not at all wrong	0.4	1.6	1.8	0.6	1.2	
N of Valid	237	247	219	166	869	
N of Miss	4	2	3	1	10	

Table 83: How wrong do you think it is for someone your age to: steal anything?





Response	6	8	10	12	Total	
Very wrong	74.8	55.1	55.8	68.5	63.2	
Wrong	21.4	34.7	35.5	28.5	30.1	
A little bit wrong	2.9	7.8	8.3	3.0	5.7	
Not at all wrong	0.8	2.4	0.5	0.0	1.0	
N of Valid	238	245	217	165	865	
N of Miss	3	4	5	2	14	

Table 84: How wrong do you think it is for someone your age to: pick a fight with someone?





Response	6	8	10	12	Total	
Very wrong	58.0	36.1	33.3	37.6	41.7	
Wrong	31.9	37.7	37.0	33.9	35.2	
A little bit wrong	8.8	21.3	25.6	27.3	20.1	
Not at all wrong	1.3	4.9	4.1	1.2	3.0	
N of Valid	238	244	219	165	866	
N of Miss	3	5	3	2	13	

Table 85: How wrong do you think it is for someone your age to: attack someone with the idea of seriously hurting them?


Response	6	8	10	12	Total	
Very wrong	89.9	79.7	67.3	71.1	77.7	
Wrong	8.0	13.4	23.0	21.1	15.8	
A little bit wrong	1.7	3.3	8.8	6.6	4.8	
Not at all wrong	0.4	3.7	0.9	1.2	1.6	
N of Valid	237	246	217	166	866	
N of Miss	4	3	5	1	13	

Table 86: How wrong do you think it is for someone your age to: stay away from school all day when their parents think they are at school?


Response	6	8	10	12	Total	
Very wrong	86.0	63.8	48.6	45.8	62.6	
Wrong	11.4	24.0	32.9	31.9	24.3	
A little bit wrong	2.1	10.2	16.2	16.9	10.8	
Not at all wrong	0.4	2.0	2.3	5.4	2.3	
N of Valid	236	246	216	166	864	
N of Miss	5	3	6	1	15	

Table 87: How wrong do you think it is for someone your age to: drink beer, wine or hard liquor (for example, vodka, whiskey, or gin) regularly?


Response	6	8	10	12	Total	
Very wrong	91.9	69.5	39.4	32.7	61.0	
Wrong	5.1	17.5	28.9	21.2	17.7	
A little bit wrong	2.1	9.3	22.0	29.1	14.3	
Not at all wrong	0.8	3.7	9.6	17.0	6.9	
N of Valid	236	246	218	165	865	
N of Miss	5	3	4	2	14	

Table 88: How wrong do you think it is for someone your age to: smoke cigarettes?





Response	6	8	10	12	Total	
Very wrong	92.7	79.1	53.0	46.4	69.9	
Wrong	4.3	13.9	23.0	23.5	15.4	
A little bit wrong	2.1	4.1	16.1	20.5	9.8	
Not at all wrong	0.9	2.9	7.8	9.6	4.9	
N of Valid	234	244	217	166	861	
N of Miss	7	5	5	1	18	

Table 89: How wrong do you think it is for someone your age to: smoke marijuana?





Response	6	8	10	12	Total	
Very wrong	94.4	70.4	45.0	41.9	65.0	
Wrong	1.7	13.4	22.0	20.4	13.8	
A little bit wrong	2.1	9.7	18.3	19.2	11.7	
Not at all wrong	1.7	6.5	14.7	18.6	9.6	
N of Valid	233	247	218	167	865	
N of Miss	8	2	4	0	14	

Table 90: How wrong do you think it is for someone your age to: use prescription drugs or non-prescription drugs for the purpose of getting high?





Response	6	8	10	12	Total	
Very wrong	93.2	88.7	72.8	70.1	82.3	
Wrong	4.7	8.5	17.1	18.6	11.6	
A little bit wrong	0.9	1.6	8.8	9.0	4.6	
Not at all wrong	1.3	1.2	1.4	2.4	1.5	
N of Valid	234	247	217	167	865	
N of Miss	7	2	5	0	14	

Table 91: How wrong do you think it is for someone your age to: use synthetic marijuana (K2, spice) or bath salts?





Response	6	8	10	12	Total	
Very wrong	95.7	89.1	78.3	75.3	85.5	
Wrong	3.4	8.5	13.4	20.5	10.6	
A little bit wrong	0.0	0.8	6.0	2.4	2.2	
Not at all wrong	0.9	1.6	2.3	1.8	1.6	
N of Valid	235	247	217	166	865	
N of Miss	6	2	5	1	14	

Table 92: How wrong do you think it is for someone your age to: use LSD, cocaine, amphetamines or another illegal drug?





Response	6	8	10	12	Total	
Very wrong	97.8	90.3	79.6	82.9	88.2	
Wrong	1.7	6.9	11.6	13.4	7.9	
A little bit wrong	0.0	0.8	6.9	3.7	2.7	
Not at all wrong	0.4	2.0	1.9	0.0	1.2	
N of Valid	232	247	216	164	859	
N of Miss	9	2	6	3	20	

Table 93: How wrong do you think it is for someone your age to: use e-cigarettes, e-cigars or e-hookahs?





Response	6	8	10	12	Total	
Very wrong	93.1	76.4	52.3	43.6	68.6	
Wrong	3.0	11.8	18.5	18.8	12.4	
A little bit wrong	2.1	6.5	18.1	21.2	11.0	
Not at all wrong	1.7	5.3	11.1	16.4	7.9	
N of Valid	233	246	216	165	860	
N of Miss	8	3	6	2	19	

Table 94: At school during the past 12 months, did you receive help from the resource teacher, speech therapist or other special education teacher?



Response	6	8	10	12	Total	
No	74.6	86.2	88.3	88.2	84.1	
Yes	25.4	13.8	11.7	11.8	15.9	
N of Valid	205	225	196	152	778	
N of Miss	36	24	26	15	101	

Table 95: How many times in the past year (12 months) have you: been suspended from school?






Response	6	8	10	12	Total	
Never	97.0	91.9	89.4	96.4	93.5	
1 to 2 times	2.5	6.9	8.3	3.0	5.3	
3 to 5 times	0.4	0.4	0.9	0.0	0.5	
6 to 9 times	0.0	0.4	0.9	0.6	0.5	
10 to 19 times	0.0	0.4	0.5	0.0	0.2	
20 to 29 times	0.0	0.0	0.0	0.0	0.0	
30 to 39 times	0.0	0.0	0.0	0.0	0.0	
40+ times	0.0	0.0	0.0	0.0	0.0	
N of Valid	236	247	217	165	865	
N of Miss	5	2	5	2	14	

Table 96: How many times in the past year (12 months) have you: carried a handgun?









Response	6	8	10	12	Total	
Never	96.6	95.1	92.6	93.3	94.5	
1 to 2 times	1.3	1.6	3.2	4.2	2.4	
3 to 5 times	0.9	1.6	0.9	0.0	0.9	
6 to 9 times	0.9	0.0	0.9	0.0	0.5	
10 to 19 times	0.0	0.0	0.5	0.6	0.2	
20 to 29 times	0.0	0.4	0.5	0.0	0.2	
30 to 39 times	0.4	0.0	0.5	0.6	0.3	
40+ times	0.0	1.2	0.9	1.2	0.8	
N of Valid	233	247	216	165	861	
N of Miss	8	2	6	2	18	

Table 97: How many times in the past year (12 months) have you: sold illegal drugs?

Response	6	8	10	12	Total	
Never	99.6	99.2	90.2	91.5	95.6	
1 to 2 times	0.4	0.4	5.6	1.2	1.9	
3 to 5 times	0.0	0.0	1.4	1.2	0.6	
6 to 9 times	0.0	0.0	0.9	0.0	0.2	
10 to 19 times	0.0	0.4	0.9	0.6	0.5	
20 to 29 times	0.0	0.0	0.0	1.2	0.2	
30 to 39 times	0.0	0.0	0.0	0.6	0.1	
40+ times	0.0	0.0	0.9	3.7	0.9	
N of Valid	235	244	215	164	858	
N of Miss	6	5	7	3	21	

Table 98: How many times in the past year (12 months) have you: stolen or tried to steal a motor vehicle such as a car or motorcycle?

Response	6	8	10	12	Total	
Never	98.3	98.0	98.1	98.8	98.2	
1 to 2 times	1.7	1.6	1.4	1.2	1.5	
3 to 5 times	0.0	0.0	0.5	0.0	0.1	
6 to 9 times	0.0	0.0	0.0	0.0	0.0	
10 to 19 times	0.0	0.0	0.0	0.0	0.0	
20 to 29 times	0.0	0.4	0.0	0.0	0.1	
30 to 39 times	0.0	0.0	0.0	0.0	0.0	
40+ times	0.0	0.0	0.0	0.0	0.0	
N of Valid	234	244	213	165	856	
N of Miss	7	5	9	2	23	

Table 99: How many times in the past year (12 months) have you: participated in clubs, organizations or activities at school?









Response	6	8	10	12	Total	
Never	35.9	31.4	28.6	21.5	30.0	
1 to 2 times	26.4	19.2	17.1	16.6	20.1	
3 to 5 times	14.3	12.2	15.2	11.0	13.3	
6 to 9 times	8.2	8.2	6.2	6.7	7.4	
10 to 19 times	6.1	6.5	7.6	9.2	7.2	
20 to 29 times	2.2	4.1	1.9	6.7	3.5	
30 to 39 times	1.7	2.9	1.9	3.7	2.5	
40+ times	5.2	15.5	21.4	24.5	15.9	
N of Valid	231	245	210	163	849	
N of Miss	10	4	12	4	30	

Table 100: How many times in the past year (12 months) have you: been arrested?



Response	6	8	10	12	Total	
Never	99.6	97.2	96.3	98.2	97.8	
1 to 2 times	0.4	2.8	3.7	1.8	2.2	
3 to 5 times	0.0	0.0	0.0	0.0	0.0	
6 to 9 times	0.0	0.0	0.0	0.0	0.0	
10 to 19 times	0.0	0.0	0.0	0.0	0.0	
20 to 29 times	0.0	0.0	0.0	0.0	0.0	
30 to 39 times	0.0	0.0	0.0	0.0	0.0	
40+ times	0.0	0.0	0.0	0.0	0.0	
N of Valid	236	246	215	164	861	
N of Miss	5	3	7	3	18	

Table 101: How many times in the past year (12 months) have you: attacked someone with the idea of seriously hurting them?







Response	6	8	10	12	Total	
Never	95.3	91.8	91.2	95.7	93.3	
1 to 2 times	2.6	5.3	7.0	2.4	4.4	
3 to 5 times	0.9	1.6	0.5	0.0	0.8	
6 to 9 times	1.3	0.4	0.9	0.6	0.8	
10 to 19 times	0.0	0.8	0.5	0.6	0.5	
20 to 29 times	0.0	0.0	0.0	0.0	0.0	
30 to 39 times	0.0	0.0	0.0	0.0	0.0	
40+ times	0.0	0.0	0.0	0.6	0.1	
N of Valid	232	244	215	164	855	
N of Miss	9	5	7	3	24	

Table 102: How many times in the past year (12 months) have you: been drunk or high at school?









Response	6	8	10	12	Total	
Never	97.9	95.5	85.6	83.4	91.4	
1 to 2 times	1.3	2.9	4.6	7.4	3.7	
3 to 5 times	0.4	0.4	2.3	1.8	1.2	
6 to 9 times	0.0	0.4	0.9	0.6	0.5	
10 to 19 times	0.0	0.4	3.7	4.3	1.9	
20 to 29 times	0.4	0.0	0.5	0.6	0.3	
30 to 39 times	0.0	0.0	0.9	0.6	0.3	
40+ times	0.0	0.4	1.4	1.2	0.7	
N of Valid	235	245	216	163	859	
N of Miss	6	4	6	4	20	

Table 103: How many times in the past year (12 months) have you: taken a handgun to school?



Response	6	8	10	12	Total	
Never	99.1	99.6	100.0	100.0	99.7	
1 to 2 times	0.9	0.4	0.0	0.0	0.3	
3 to 5 times	0.0	0.0	0.0	0.0	0.0	
6 to 9 times	0.0	0.0	0.0	0.0	0.0	
10 to 19 times	0.0	0.0	0.0	0.0	0.0	
20 to 29 times	0.0	0.0	0.0	0.0	0.0	
30 to 39 times	0.0	0.0	0.0	0.0	0.0	
40+ times	0.0	0.0	0.0	0.0	0.0	
N of Valid	234	246	218	165	863	
N of Miss	7	3	4	2	16	

Table 104: Are you currently on probation, or assigned a probation officer with Juvenile Court?



Response	6	8	10	12	Total	
No	100.0	99.1	98.0	98.1	98.9	
Yes	0.0	0.9	2.0	1.9	1.1	
N of Valid	204	232	203	156	795	
N of Miss	37	17	19	11	84	

Table 105: Have you ever belonged to a gang?






Response	6	8	10	12	Total	
No	93.2	93.5	92.7	95.2	93.5	
No, but would like to	2.5	1.2	2.3	1.8	2.0	
Yes, in the past	0.8	2.8	2.3	1.8	2.0	
Yes, belong now	3.0	2.0	2.3	1.2	2.2	
Yes, but would like to get out	0.4	0.4	0.5	0.0	0.3	
N of Valid	236	247	218	166	867	
N of Miss	5	2	4	1	12	

Table 106: If you have ever belonged to a gang, did that gang have a name?

Response	6	8	10	12	Total
No	7.7	7.3	12.3	12.3	9.6
Yes	4.3	4.1	4.7	2.5	4.0
I have never belonged to a gang	88.1	88.6	83.0	85.3	86.4
N of Valid	235	246	212	163	856
N of Miss	6	3	10	4	23

Table 107: You are at a party at someone's house, and one of your friends offers you a drink containing alcohol. What would you say or do?

Response	6	8	10	12	Total
Drink it	5.1	15.1	35.6	49.1	24.1
Tell your friend, 'No thanks, I don't drink' and suggest that you and your friend go and do something else	47.0	49.0	31.5	22.2	38.9
Just say, 'No thanks' and walk away	35.5	22.0	26.4	24.6	27.3
Make up a good excuse, tell your friend you had something else to do, and leave	12.4	13.9	6.5	4.2	9.7
N of Valid	234	245	216	167	862
N of Miss	7	4	6	0	17

Table 108: How often do you attend religious services or activities?

Response	6	8	10	12	Total
Never	26.2	13.8	18.9	20.1	19.6
Rarely	16.3	22.0	18.9	21.3	19.6
1-2 Times a Month	9.0	9.8	15.7	14.6	12.0
About Once a Week or More	48.4	54.5	46.5	43.9	48.8
N of Valid	221	246	217	164	848
N of Miss	20	3	5	3	31

Table 109: I think sometimes it's okay to cheat at school.





Response	6	8	10	12	Total	
NO!	73.7	36.7	20.3	20.0	39.5	
no	22.0	43.5	36.9	35.8	34.5	
yes	3.8	18.5	35.9	37.0	22.4	
YES!	0.4	1.2	6.9	7.3	3.6	
N of Valid	236	248	217	165	866	
N of Miss	5	1	5	2	13	

Table 110: It is important to think before you act.





Response	6	8	10	12	Total	
NO!	1.7	1.2	0.5	0.6	1.0	
no	1.7	4.5	5.1	1.2	3.2	
yes	20.9	32.8	44.4	33.9	32.7	
YES!	75.7	61.5	50.0	64.2	63.0	
N of Valid	235	247	216	165	863	
N of Miss	6	2	6	2	16	

Table 111: Sometimes I think that life is not worth it.





Response	6	8	10	12	Total	
NO!	56.9	40.6	36.1	38.4	43.3	
no	23.1	25.8	21.8	26.8	24.3	
yes	15.1	24.6	28.7	25.0	23.2	
YES!	4.9	9.0	13.4	9.8	9.2	
N of Valid	225	244	216	164	849	
N of Miss	16	5	6	3	30	

Table 112: At times I think I am no good at all.


Response	6	8	10	12	Total	
NO!	34.8	26.4	20.7	22.3	26.4	
no	24.7	28.0	29.0	25.3	26.9	
yes	28.6	35.8	34.6	39.8	34.3	
YES!	11.9	9.8	15.7	12.7	12.4	
N of Valid	227	246	217	166	856	
N of Miss	14	3	5	1	23	

Table 113: All in all, I am inclined to think that I am a failure.

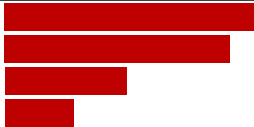
Response	6	8	10	12	Total	
NO!	51.3	37.7	32.9	32.7	39.2	
no	26.3	36.9	35.2	41.8	34.6	
yes	14.9	19.3	17.1	18.8	17.5	
YES!	7.5	6.1	14.8	6.7	8.8	
N of Valid	228	244	216	165	853	
N of Miss	13	5	6	2	26	

Table 114: In the past year, have you felt depressed or sad MOST days, even if you felt okay sometimes?

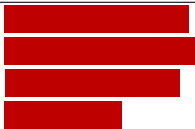
Response	6	8	10	12	Total	
NO!	32.6	31.3	23.5	22.0	27.9	
no	27.0	30.9	28.1	30.5	29.1	
yes	24.5	24.4	29.0	28.0	26.3	
YES!	15.9	13.4	19.4	19.5	16.7	
N of Valid	233	246	217	164	860	
N of Miss	8	3	5	3	19	

Table 115: It is all right to beat up people if they start the fight.





Response	6	8	10	12	Total	
NO!	53.9	26.3	18.7	19.3	30.5	
no	25.2	24.7	23.8	19.9	23.7	
yes	13.5	27.6	30.8	33.7	25.8	
YES!	7.4	21.4	26.6	27.1	20.0	
N of Valid	230	243	214	166	853	
N of Miss	11	6	8	1	26	

Table 116: I think it is okay to take something without asking if you can get away with it.





Response	6	8	10	12	Total	
NO!	86.7	61.0	56.1	63.6	67.2	
no	12.4	32.5	37.9	32.1	28.3	
yes	0.9	4.5	5.1	3.0	3.4	
YES!	0.0	2.0	0.9	1.2	1.0	
N of Valid	233	246	214	165	858	
N of Miss	8	3	8	2	21	

Table 117: Where do you get the most information about living a drug and alcohol free life? Parents/guardians





Response	6	8	10	12	Total	
All the time	43.4	52.3	40.4	40.5	44.6	
Most	29.0	20.5	22.1	17.8	22.6	
Some	15.8	15.5	23.5	27.0	19.9	
Very little	11.8	11.7	14.1	14.7	12.9	
N of Valid	221	239	213	163	836	
N of Miss	20	10	9	4	43	

Table 118: Where do you get the most information about living a drug and alcohol free life? Friends





Response	6	8	10	12	Total	
All the time	17.2	11.6	7.9	8.1	11.4	
Most	20.0	19.5	14.5	11.9	16.9	
Some	21.9	27.8	29.0	23.8	25.8	
Very little	40.9	41.1	48.6	56.2	45.9	
N of Valid	215	241	214	160	830	
N of Miss	26	8	8	7	49	

Table 119: Where do you get the most information about living a drug and alcohol free life? Family members





Response	6	8	10	12	Total	
All the time	38.0	37.4	29.2	28.6	33.7	
Most	26.9	26.9	20.3	17.4	23.3	
Some	20.4	20.6	26.9	34.8	24.9	
Very little	14.8	15.1	23.6	19.3	18.0	
N of Valid	216	238	212	161	827	
N of Miss	25	11	10	6	52	

Table 120: Where do you get the most information about living a drug and alcohol free life? School





Response	6	8	10	12	Total	
All the time	66.8	63.4	40.7	37.7	53.5	
Most	19.5	18.1	30.4	32.1	24.3	
Some	7.3	11.1	16.8	22.8	13.8	
Very little	6.4	7.4	12.1	7.4	8.3	
N of Valid	220	243	214	162	839	
N of Miss	21	6	8	5	40	

Table 121: Where do you get the most information about living a drug and alcohol free life? Internet





Response	6	8	10	12	Total	
All the time	14.8	12.6	7.0	10.6	11.3	
Most	17.2	9.7	10.8	14.4	12.8	
Some	23.4	33.2	40.4	29.4	31.8	
Very little	44.5	44.5	41.8	45.6	44.0	
N of Valid	209	238	213	160	820	
N of Miss	32	11	9	7	59	

Table 122: Where do you get the most information about living a drug and alcohol free life? TV





Response	6	8	10	12	Total	
All the time	18.1	12.5	8.5	8.7	12.1	
Most	18.1	12.9	13.1	13.7	14.4	
Some	25.7	36.7	39.0	34.8	34.1	
Very little	38.1	37.9	39.4	42.9	39.3	
N of Valid	210	240	213	161	824	
N of Miss	31	9	9	6	55	

Table 123: Where do you get the most information about living a drug and alcohol free life? Social media





Response	6	8	10	12	Total	
All the time	13.2	10.6	6.1	9.4	9.8	
Most	14.6	13.6	11.2	12.5	13.0	
Some	22.0	27.1	32.7	28.1	27.5	
Very little	50.2	48.7	50.0	50.0	49.7	
N of Valid	205	236	214	160	815	
N of Miss	36	13	8	7	64	

Table 124: How much do you think people risk harming themselves (physically or in other ways) if they: smoked one or more packs of cigarettes per day?





Response	6	8	10	12	Total	
No risk	8.9	4.5	4.7	3.0	5.4	
Slight risk	7.6	6.1	10.7	6.1	7.7	
Moderate risk	15.1	18.0	29.9	24.2	21.4	
Great risk	68.4	71.4	54.7	66.7	65.5	
N of Valid	225	245	214	165	849	
N of Miss	16	4	8	2	30	

Table 125: How much do you think people risk harming themselves (physically or in other ways) if they: try marijuana once or twice?





Response	6	8	10	12	Total	
No risk	13.5	21.3	38.2	40.0	27.2	
Slight risk	22.5	21.3	31.6	27.9	25.5	
Moderate risk	30.2	30.7	17.5	14.5	24.1	
Great risk	33.8	26.6	12.7	17.6	23.3	
N of Valid	222	244	212	165	843	
N of Miss	19	5	10	2	36	

Table 126: How much do you think people risk harming themselves (physically or in other ways) if they: smoke marijuana once or twice a week?





Response	6	8	10	12	Total	
No risk	11.3	12.7	25.0	24.2	17.7	
Slight risk	14.5	12.3	24.5	28.5	19.1	
Moderate risk	23.5	27.0	28.8	20.6	25.3	
Great risk	50.7	48.0	21.7	26.7	37.9	
N of Valid	221	244	212	165	842	
N of Miss	20	5	10	2	37	

Table 127: How much do you think people risk harming themselves (physically or in other ways) if they: take one or two drinks of an alcoholic beverage (beer, wine, liquor) nearly every day?

Response	6	8	10	12	Total	
No risk	10.8	6.9	11.7	8.5	9.5	
Slight risk	13.1	18.4	24.4	30.3	20.8	
Moderate risk	31.5	27.3	34.3	29.1	30.5	
Great risk	44.6	47.3	29.6	32.1	39.2	
N of Valid	222	245	213	165	845	
N of Miss	19	4	9	2	34	

Table 128: How much do you think people risk harming themselves (physically or in other ways) if they: have five or more drinks of an alcoholic beverage once or twice a weekend?

Response	6	8	10	12	Total	
No risk	10.2	5.7	8.5	4.9	7.4	
Slight risk	8.4	11.0	15.6	18.9	13.0	
Moderate risk	24.0	27.8	41.5	32.9	31.2	
Great risk	57.3	55.5	34.4	43.3	48.3	
N of Valid	225	245	212	164	846	
N of Miss	16	4	10	3	33	

Table 129: How much do you think people risk harming themselves (physically or in other ways) if they: use prescription drugs that are not prescribed to them?

Response	6	8	10	12	Total	
No risk	9.0	5.7	5.7	1.8	5.8	
Slight risk	3.6	5.3	9.0	9.7	6.6	
Moderate risk	13.5	14.6	23.8	25.5	18.7	
Great risk	74.0	74.4	61.4	63.0	68.8	
N of Valid	223	246	210	165	844	
N of Miss	18	3	12	2	35	

Table 130: How much do you think people risk harming themselves (physically or in other ways) if they: use non-prescription drugs to get high?

Response	6	8	10	12	Total	
No risk	8.4	4.5	7.0	3.6	6.0	
Slight risk	3.1	4.1	6.6	6.7	5.0	
Moderate risk	12.8	13.5	24.4	25.5	18.4	
Great risk	75.7	77.9	62.0	64.2	70.6	
N of Valid	226	244	213	165	848	
N of Miss	15	5	9	2	31	

Table 131: How much do you think people risk harming themselves (physically or in other ways) if they: use e-cigarettes, e-cigars, or e-hookahs?

Response	6	8	10	12	Total	
No risk	10.9	9.4	22.1	17.1	14.5	
Slight risk	10.4	14.3	29.6	42.1	22.6	
Moderate risk	22.2	22.5	29.6	17.1	23.2	
Great risk	56.6	53.7	18.8	23.8	39.8	
N of Valid	221	244	213	164	842	
N of Miss	20	5	9	3	37	

Table 132: Have you ever used smokeless tobacco (chew, snuff, plug, dipping tobacco, or chewing tobacco)?

Response	6	8	10	12	Total	
Never	97.4	89.9	75.2	74.5	85.3	
Once or Twice	2.2	5.7	13.1	13.3	8.1	
Once in a while but not regularly	0.4	1.6	4.7	3.0	2.3	
Regularly in the past	0.0	1.2	3.3	3.0	1.8	
Regularly now	0.0	1.6	3.7	6.1	2.6	
N of Valid	230	247	214	165	856	
N of Miss	11	2	8	2	23	

Table 133: How often have you used smokeless tobacco during the past 30 days?


Response	6	8	10	12	Total	
Not at all	99.6	94.7	91.6	91.6	94.6	
Once or twice	0.4	3.3	2.3	1.2	1.9	
Once or twice per week	0.0	0.0	1.9	0.6	0.6	
Three to five times per week	0.0	1.2	0.9	0.6	0.7	
About once a day	0.0	0.8	1.4	0.0	0.6	
More than once a day	0.0	0.0	1.9	6.0	1.6	
N of Valid	228	245	214	166	853	
N of Miss	13	4	8	1	26	

Table 134: Have you ever smoked cigarettes?


Response	6	8	10	12	Total	
Never	94.8	87.3	65.7	52.7	77.2	
Once or Twice	3.5	7.4	18.3	23.0	12.1	
Once in a while but not regularly	0.9	3.7	7.5	12.7	5.6	
Regularly in the past	0.4	0.8	4.2	6.7	2.7	
Regularly now	0.4	0.8	4.2	4.8	2.4	
N of Valid	229	244	213	165	851	
N of Miss	12	5	9	2	28	

Table 135: How frequently have you smoked cigarettes during the past 30 days?


Response	6	8	10	12	Total	
Not at all	99.1	96.7	89.7	83.7	93.1	
Less than one cigarette per day	0.4	2.0	4.7	8.4	3.5	
One to five cigarettes per day	0.4	0.0	3.7	4.8	2.0	
About one-half pack per day	0.0	0.4	0.5	1.8	0.6	
About one pack per day	0.0	0.0	0.5	0.6	0.2	
About one and one-half packs per day	0.0	0.8	0.0	0.0	0.2	
Two packs or more per day	0.0	0.0	0.9	0.6	0.4	
N of Valid	228	245	214	166	853	
N of Miss	13	4	8	1	26	

Table 136: Which statement best describes rules about smoking inside your home or your family cars?






Response	6	8	10	12	Total	
Smoking is not allowed anywhere inside your home or cars	68.3	65.3	65.7	75.3	68.2	
Smoking is allowed in some places and at some times or in some cars	11.5	10.0	10.8	9.0	10.4	
Smoking is allowed anywhere inside the home or cars	1.8	2.9	2.8	1.8	2.4	
There are no rules about smoking inside the home or cars	1.3	6.3	5.6	4.2	4.4	
I don't know	17.2	15.5	15.0	9.6	14.7	
N of Valid	227	239	213	166	845	
N of Miss	14	10	9	1	34	

Table 137: Have you ever used e-cigarettes, e-cigars, or e-hookahs?






Response	6	8	10	12	Total	
Never	96.0	87.8	70.0	62.4	80.6	
Once or Twice	3.5	5.3	16.9	19.4	10.5	
Once in a while but not regularly	0.0	4.1	6.1	13.3	5.3	
Regularly in the past	0.4	0.8	4.7	1.8	1.9	
Regularly now	0.0	2.0	2.3	3.0	1.8	
N of Valid	226	245	213	165	849	
N of Miss	15	4	9	2	30	

Table 138: How frequently have you used e-cigarettes, e-cigars, or e-hookahs?







Response	6	8	10	12	Total	
Not at all	98.2	92.1	84.9	81.6	89.9	
Less than 10 puffs per day	0.9	5.4	9.0	14.1	6.8	
10 to 50 puffs per day	0.4	0.8	3.3	2.5	1.7	
About one-half cartomiser per day	0.4	0.4	1.4	0.6	0.7	
About one cartomiser per day	0.0	0.4	0.5	1.2	0.5	
About one and one-half cartomisers per day	0.0	0.0	0.0	0.0	0.0	
Two cartomisers or more per day	0.0	0.8	0.9	0.0	0.5	
N of Valid	223	240	212	163	838	
N of Miss	18	9	10	4	41	

Table 139: During this school year, were you taught in any of your classes about the dangers of tobacco use?






Response	6	8	10	12	Total	
Never	12.1	7.4	28.6	41.1	20.5	
Rarely	12.1	9.5	25.2	23.9	16.9	
Sometimes	22.8	22.3	26.7	20.2	23.1	
Often	32.1	33.9	13.8	9.8	23.7	
Almost always	21.0	26.9	5.7	4.9	15.7	
N of Valid	224	242	210	163	839	
N of Miss	17	7	12	4	40	

Table 140: During the past 12 months, have you participated in any community activities to discourage people your age from using cigarettes, chewing tobacco, snuff, dip or cigars, e-cigarettes, e-cigars, or e-hookahs?






Response	6	8	10	12	Total	
Never	67.6	48.3	72.4	79.8	65.6	
Rarely	11.1	14.0	15.2	15.3	13.8	
Sometimes	14.4	17.8	9.0	1.8	11.6	
Often	2.8	12.0	1.4	2.5	5.1	
Almost always	4.2	7.9	1.9	0.6	4.0	
N of Valid	216	242	210	163	831	
N of Miss	25	7	12	4	48	

Table 141: Think back over the last two weeks. How many times have you had five or more alcoholic drinks in a row?







Response	6	8	10	12	Total	
None	98.2	94.2	85.3	81.1	90.4	
Once	1.8	2.1	5.2	2.4	2.9	
Twice	0.0	2.1	4.7	6.1	3.0	
3-5 times	0.0	1.2	1.9	6.7	2.2	
6-9 times	0.0	0.0	1.4	1.2	0.6	
10 or more times	0.0	0.4	1.4	2.4	1.0	
N of Valid	221	241	211	164	837	
N of Miss	20	8	11	3	42	

Table 142: During the past 30 days, how many times did you ride in a car or other vehicle driven by someone who had been drinking alcohol or using drugs to get high?






Response	6	8	10	12	Total	
0 times	88.9	89.6	81.6	78.7	85.3	
1 time	6.2	5.4	7.1	9.8	6.9	
2 or 3 times	2.2	2.5	4.2	5.5	3.4	
4 or 5 times	1.3	1.7	2.4	1.8	1.8	
6 or more times	1.3	0.8	4.7	4.3	2.6	
N of Valid	225	241	212	164	842	
N of Miss	16	8	10	3	37	

Table 143: During the past 30 days, how many times did you drive a car or other vehicle when you had been drinking alcohol or using drugs to get high?







Response	6	8	10	12	Total	
I did not drive a car in the past 30 days	59.7	62.6	38.6	22.0	47.7	
0 times	40.3	36.2	54.6	67.7	48.2	
1 time	0.0	0.4	1.9	4.3	1.5	
2 or 3 times	0.0	0.0	1.9	3.7	1.2	
4 or 5 times	0.0	0.4	1.0	0.6	0.5	
6 or more times	0.0	0.4	1.9	1.8	1.0	
N of Valid	216	235	207	164	822	
N of Miss	25	14	15	3	57	

Table 144: If you drank alcohol (not just a sip or taste) in the past year, how did you usually get it?













Response	6	8	10	12	Total	
I did not drink alcohol in the past year	96.3	85.5	66.8	46.9	76.0	
I bought it myself with a fake ID	0.0	0.4	0.0	0.0	0.1	
I bought it myself without a fake ID	0.0	0.0	0.0	1.2	0.2	
I got it from someone I know age 21 or older	0.0	3.0	12.0	25.6	8.9	
I got it from someone I know under age 21	0.0	1.7	3.8	4.4	2.3	
I got it from my brother or sister	0.0	0.0	1.4	0.6	0.5	
I got it from home with my parents' permission	0.5	3.4	2.9	3.8	2.6	
I got it from home without my parents' permission	0.5	3.0	2.4	2.5	2.1	
I got it from another relative	0.5	0.9	1.9	4.4	1.7	
A stranger bought it for me	0.0	0.0	1.0	1.9	0.6	
I took it from a store or shop	0.0	0.0	0.5	0.6	0.2	
Other	2.3	2.1	7.2	8.1	4.6	
N of Valid	215	235	208	160	818	
N of Miss	26	14	14	7	61	

Table 145: If you drank alcohol (not just a sip or taste) in the past year, where did you usually drink it?











Response	6	8	10	12	Total	
I did not drink alcohol in the past year	96.8	86.2	65.5	47.5	76.2	
At my home	2.3	6.5	9.7	14.6	7.8	
At someone else's home	0.0	4.3	20.4	29.1	12.1	
At an open area like a park, beach, field, back road, woods, or a street corner	0.5	1.7	1.5	7.0	2.3	
At a sporting event or concert	0.5	0.4	0.0	0.0	0.2	
At a restaurant, bar, or a nightclub	0.0	0.4	0.5	0.6	0.4	
At an empty building or a construction site	0.0	0.0	0.5	0.6	0.2	
At a hotel/motel	0.0	0.0	0.0	0.6	0.1	
An a car	0.0	0.4	1.5	0.0	0.5	
At school	0.0	0.0	0.5	0.0	0.1	
N of Valid	216	232	206	158	812	
N of Miss	25	17	16	9	67	

Table 146: How do you feel about someone your age having one or two drinks of an alcoholic beverage nearly every day?





Response	6	8	10	12	Total	
Neither approve nor disapprove	15.6	22.9	33.5	39.5	27.0	
Somewhat disapprove	7.1	14.8	26.4	22.8	17.4	
Strongly disapprove	65.1	53.4	29.7	27.2	45.1	
Don't know or can't say	12.3	8.9	10.4	10.5	10.5	
N of Valid	212	236	212	162	822	
N of Miss	29	13	10	5	57	

Table 147: On how many occasions have you had alcoholic beverages (beer, wine or hard liquor) to drink in your lifetime - more than just a few sips?








Response	6	8	10	12	Total	
0	89.8	80.5	48.1	39.6	66.8	
1-2	6.2	8.7	15.9	6.1	9.4	
3-5	1.8	3.3	11.2	14.0	7.0	
6-9	0.9	1.7	5.1	5.5	3.1	
10-19	0.9	3.3	5.1	10.4	4.5	
20-39	0.0	1.7	6.1	6.1	3.2	
40	0.4	0.8	8.4	18.3	6.0	
N of Valid	225	241	214	164	844	
N of Miss	16	8	8	3	35	

Table 148: On how many occasions have you drunk one of more drinks of an alcoholic beverage during the past 30 days?








Response	6	8	10	12	Total	
0	98.2	91.3	77.6	73.2	86.2	
1-2	1.8	6.2	11.4	14.0	7.9	
3-5	0.0	0.0	5.7	4.3	2.3	
6-9	0.0	2.1	1.4	4.3	1.8	
10-19	0.0	0.4	1.9	1.8	1.0	
20-39	0.0	0.0	0.5	1.2	0.4	
40	0.0	0.0	1.4	1.2	0.6	
N of Valid	225	241	210	164	840	
N of Miss	16	8	12	3	39	

Table 149: On how many occasions have you used marijuana (grass, pot) or hashish (hash, hash oil) in your lifetime?


Response	6	8	10	12	Total	
0	98.7	87.1	74.3	65.2	82.7	
1-2	0.0	6.7	6.7	8.7	5.3	
3-5	0.0	0.0	3.3	3.1	1.4	
6-9	0.4	1.7	3.8	3.1	2.2	
10-19	0.0	1.2	4.3	5.0	2.4	
20-39	0.0	2.1	1.0	2.5	1.3	
40	0.9	1.2	6.7	12.4	4.7	
N of Valid	223	240	210	161	834	
N of Miss	18	9	12	6	45	

Table 150: On how many occasions have you used marijuana (grass, pot) or hashish (hash, hash oil) during the past 30 days?


Response	6	8	10	12	Total	
0	98.7	92.9	88.2	83.5	91.4	
1-2	0.4	3.8	3.8	4.9	3.1	
3-5	0.4	0.8	2.8	0.6	1.2	
6-9	0.4	0.4	0.9	1.2	0.7	
10-19	0.0	2.1	1.9	3.0	1.7	
20-39	0.0	0.0	0.5	0.6	0.2	
40	0.0	0.0	1.9	6.1	1.7	
N of Valid	225	240	212	164	841	
N of Miss	16	9	10	3	38	

Table 151: On how many occasions have you used LSD or other psychedelics in your lifetime?


Response	6	8	10	12	Total	
0	99.5	100.0	96.2	96.9	98.3	
1-2	0.0	0.0	1.9	1.2	0.7	
3-5	0.0	0.0	0.0	1.2	0.2	
6-9	0.0	0.0	0.0	0.6	0.1	
10-19	0.5	0.0	0.5	0.0	0.2	
20-39	0.0	0.0	0.9	0.0	0.2	
40	0.0	0.0	0.5	0.0	0.1	
N of Valid	218	238	211	162	829	
N of Miss	23	11	11	5	50	

Table 152: On how many occasions have you used LSD or other psychedelics during the past 30 days?


Response	6	8	10	12	Total	
0	99.5	100.0	97.7	100.0	99.3	
1-2	0.0	0.0	2.3	0.0	0.6	
3-5	0.5	0.0	0.0	0.0	0.1	
6-9	0.0	0.0	0.0	0.0	0.0	
10-19	0.0	0.0	0.0	0.0	0.0	
20-39	0.0	0.0	0.0	0.0	0.0	
40	0.0	0.0	0.0	0.0	0.0	
N of Valid	218	240	213	162	833	
N of Miss	23	9	9	5	46	

Table 153: On how many occasions have you used cocaine or crack in your lifetime?


Response	6	8	10	12	Total	
0	99.6	99.2	98.1	96.9	98.6	
1-2	0.0	0.4	0.5	1.8	0.6	
3-5	0.4	0.0	0.5	0.6	0.4	
6-9	0.0	0.0	0.0	0.0	0.0	
10-19	0.0	0.0	0.9	0.6	0.4	
20-39	0.0	0.4	0.0	0.0	0.1	
40	0.0	0.0	0.0	0.0	0.0	
N of Valid	224	239	213	163	839	
N of Miss	17	10	9	4	40	

Table 154: On how many occasions have you used cocaine or crack during the past 30 days?


Response	6	8	10	12	Total	
0	99.6	99.2	99.1	99.4	99.3	
1-2	0.4	0.4	0.0	0.6	0.4	
3-5	0.0	0.0	0.5	0.0	0.1	
6-9	0.0	0.0	0.0	0.0	0.0	
10-19	0.0	0.4	0.0	0.0	0.1	
20-39	0.0	0.0	0.0	0.0	0.0	
40	0.0	0.0	0.5	0.0	0.1	
N of Valid	223	240	213	164	840	
N of Miss	18	9	9	3	39	

Table 155: On how many occasions have you sniffed glue, breathed the contents of an aerosol spray can, or inhaled other gases or sprays, in order to get high in your lifetime?








Response	6	8	10	12	Total	
0	96.4	94.2	94.4	93.3	94.6	
1-2	2.3	3.7	1.4	4.3	2.9	
3-5	0.5	1.2	2.3	1.8	1.4	
6-9	0.5	0.0	1.4	0.0	0.5	
10-19	0.0	0.0	0.5	0.0	0.1	
20-39	0.0	0.8	0.0	0.6	0.4	
40	0.5	0.0	0.0	0.0	0.1	
N of Valid	222	241	213	163	839	
N of Miss	19	8	9	4	40	

Table 156: On how many occasions have you sniffed glue, breathed the contents of an aerosol spray can, or inhaled other gases or sprays, in order to get high during the past 30 days?






Response	6	8	10	12	Total	
0	97.7	97.1	97.7	99.4	97.9	
1-2	0.9	1.7	1.4	0.6	1.2	
3-5	0.9	0.8	0.5	0.0	0.6	
6-9	0.0	0.4	0.5	0.0	0.2	
10-19	0.0	0.0	0.0	0.0	0.0	
20-39	0.5	0.0	0.0	0.0	0.1	
40	0.0	0.0	0.0	0.0	0.0	
N of Valid	222	240	213	163	838	
N of Miss	19	9	9	4	41	

Table 157: On how many occasions have you used Daztrex in your lifetime?


Response	6	8	10	12	Total	
0	100.0	100.0	100.0	100.0	100.0	
1-2	0.0	0.0	0.0	0.0	0.0	
3-5	0.0	0.0	0.0	0.0	0.0	
6-9	0.0	0.0	0.0	0.0	0.0	
10-19	0.0	0.0	0.0	0.0	0.0	
20-39	0.0	0.0	0.0	0.0	0.0	
40	0.0	0.0	0.0	0.0	0.0	
N of Valid	217	239	213	163	832	
N of Miss	24	10	9	4	47	

Table 158: On how many occasions have you used Daztrex during the past 30 days?


Response	6	8	10	12	Total	
0	100.0	100.0	100.0	100.0	100.0	
1-2	0.0	0.0	0.0	0.0	0.0	
3-5	0.0	0.0	0.0	0.0	0.0	
6-9	0.0	0.0	0.0	0.0	0.0	
10-19	0.0	0.0	0.0	0.0	0.0	
20-39	0.0	0.0	0.0	0.0	0.0	
40	0.0	0.0	0.0	0.0	0.0	
N of Valid	215	238	213	163	829	
N of Miss	26	11	9	4	50	

Table 159: On how many occasions have you used synthetic marijuana (K2, spice) in your lifetime?







Response	6	8	10	12	Total	
0	98.6	99.2	97.2	97.5	98.2	
1-2	0.9	0.4	1.4	1.2	1.0	
3-5	0.5	0.0	0.0	0.6	0.2	
6-9	0.0	0.0	0.5	0.0	0.1	
10-19	0.0	0.0	0.5	0.6	0.2	
20-39	0.0	0.0	0.0	0.0	0.0	
40	0.0	0.4	0.5	0.0	0.2	
N of Valid	218	239	212	163	832	
N of Miss	23	10	10	4	47	

Table 160: On how many occasions have you used synthetic marijuana (K2, spice) during the past 30 days?


Response	6	8	10	12	Total	
0	99.5	99.6	98.6	100.0	99.4	
1-2	0.5	0.0	0.5	0.0	0.2	
3-5	0.0	0.0	0.5	0.0	0.1	
6-9	0.0	0.0	0.0	0.0	0.0	
10-19	0.0	0.0	0.5	0.0	0.1	
20-39	0.0	0.0	0.0	0.0	0.0	
40	0.0	0.4	0.0	0.0	0.1	
N of Valid	220	239	213	163	835	
N of Miss	21	10	9	4	44	

Table 161: On how many occasions have you used methamphetamines (meth, speed, crank, crystal meth) in your lifetime?


Response	6	8	10	12	Total	
0	99.5	99.2	96.2	98.8	98.4	
1-2	0.0	0.4	1.9	0.0	0.6	
3-5	0.0	0.0	0.5	1.2	0.4	
6-9	0.5	0.0	0.9	0.0	0.4	
10-19	0.0	0.0	0.0	0.0	0.0	
20-39	0.0	0.4	0.5	0.0	0.2	
40	0.0	0.0	0.0	0.0	0.0	
N of Valid	221	240	212	162	835	
N of Miss	20	9	10	5	44	

Table 162: On how many occasions have you used methamphetamines (meth, speed, crank, crystal meth) in the past 30 days?


Response	6	8	10	12	Total	
0	99.1	99.2	98.1	100.0	99.0	
1-2	0.9	0.4	1.4	0.0	0.7	
3-5	0.0	0.4	0.0	0.0	0.1	
6-9	0.0	0.0	0.0	0.0	0.0	
10-19	0.0	0.0	0.5	0.0	0.1	
20-39	0.0	0.0	0.0	0.0	0.0	
40	0.0	0.0	0.0	0.0	0.0	
N of Valid	220	240	212	163	835	
N of Miss	21	9	10	4	44	

Table 163: On how many occasions have you used other chemical products (bath salts, plant food, etc.) in your lifetime?

Response	6	8	10	12	Total	
0	99.5	99.6	99.1	99.4	99.4	
1-2	0.5	0.0	0.5	0.6	0.4	
3-5	0.0	0.4	0.0	0.0	0.1	
6-9	0.0	0.0	0.0	0.0	0.0	
10-19	0.0	0.0	0.5	0.0	0.1	
20-39	0.0	0.0	0.0	0.0	0.0	
40	0.0	0.0	0.0	0.0	0.0	
N of Valid	216	239	213	161	829	
N of Miss	25	10	9	6	50	

Table 164: On how many occasions have you used other chemical products (bath salts, plant food, etc.) during the past 30 days?

Response	6	8	10	12	Total	
0	99.5	99.6	100.0	100.0	99.8	
1-2	0.5	0.0	0.0	0.0	0.1	
3-5	0.0	0.4	0.0	0.0	0.1	
6-9	0.0	0.0	0.0	0.0	0.0	
10-19	0.0	0.0	0.0	0.0	0.0	
20-39	0.0	0.0	0.0	0.0	0.0	
40	0.0	0.0	0.0	0.0	0.0	
N of Valid	219	238	212	162	831	
N of Miss	22	11	10	5	48	

Table 165: On how many occasions have you used heroin or other opiates in your lifetime?

Response	6	8	10	12	Total	
0	99.5	99.6	98.1	98.1	98.9	
1-2	0.0	0.0	0.5	0.6	0.2	
3-5	0.0	0.0	0.9	0.0	0.2	
6-9	0.5	0.0	0.0	0.6	0.2	
10-19	0.0	0.4	0.0	0.0	0.1	
20-39	0.0	0.0	0.0	0.0	0.0	
40	0.0	0.0	0.5	0.6	0.2	
N of Valid	218	239	212	162	831	
N of Miss	23	10	10	5	48	

Table 166: On how many occasions have you used heroin or other opiates during the past 30 days?


Response	6	8	10	12	Total	
0	99.5	99.6	99.1	99.4	99.4	
1-2	0.5	0.4	0.0	0.0	0.2	
3-5	0.0	0.0	0.5	0.0	0.1	
6-9	0.0	0.0	0.0	0.0	0.0	
10-19	0.0	0.0	0.0	0.6	0.1	
20-39	0.0	0.0	0.0	0.0	0.0	
40	0.0	0.0	0.5	0.0	0.1	
N of Valid	219	238	212	162	831	
N of Miss	22	11	10	5	48	

Table 167: On how many occasions have you used MDMA ('X', 'E', or ecstasy) in your lifetime?


Response	6	8	10	12	Total	
0	99.5	99.6	98.6	98.1	99.0	
1-2	0.5	0.0	0.5	1.2	0.5	
3-5	0.0	0.0	0.5	0.0	0.1	
6-9	0.0	0.0	0.0	0.0	0.0	
10-19	0.0	0.0	0.5	0.6	0.2	
20-39	0.0	0.0	0.0	0.0	0.0	
40	0.0	0.4	0.0	0.0	0.1	
N of Valid	216	240	212	162	830	
N of Miss	25	9	10	5	49	

Table 168: On how many occasions have you used MDMA ('X', 'E', or ecstasy) during the past 30 days?


Response	6	8	10	12	Total	
0	100.0	99.6	100.0	99.4	99.8	
1-2	0.0	0.0	0.0	0.6	0.1	
3-5	0.0	0.0	0.0	0.0	0.0	
6-9	0.0	0.0	0.0	0.0	0.0	
10-19	0.0	0.4	0.0	0.0	0.1	
20-39	0.0	0.0	0.0	0.0	0.0	
40	0.0	0.0	0.0	0.0	0.0	
N of Valid	215	238	212	160	825	
N of Miss	26	11	10	7	54	

Table 169: On how many occasions have you taken prescription drugs (such as Valium, Xanax, Ritalin, Adderall, OxyContin, Darvocet, or sleeping pills) not prescribed to you in your lifetime?








Response	6	8	10	12	Total	
0	97.3	96.6	89.6	84.0	92.6	
1-2	1.4	2.1	4.7	4.3	3.0	
3-5	0.5	0.4	1.9	1.9	1.1	
6-9	0.0	0.0	2.4	2.5	1.1	
10-19	0.5	0.0	0.0	3.1	0.7	
20-39	0.5	0.8	0.0	3.1	1.0	
40	0.0	0.0	1.4	1.2	0.6	
N of Valid	221	238	212	162	833	
N of Miss	20	11	10	5	46	

Table 170: On how many occasions have you taken prescription drugs (such as Valium, Xanax, Ritalin, Adderall, OxyContin, Darvocet, or sleeping pills) not prescribed to you during the past 30 days?






Response	6	8	10	12	Total	
0	98.6	97.9	96.2	91.9	96.5	
1-2	1.4	0.8	2.4	5.0	2.2	
3-5	0.0	0.8	0.0	1.9	0.6	
6-9	0.0	0.4	0.9	0.6	0.5	
10-19	0.0	0.0	0.5	0.6	0.2	
20-39	0.0	0.0	0.0	0.0	0.0	
40	0.0	0.0	0.0	0.0	0.0	
N of Valid	220	238	212	161	831	
N of Miss	21	11	10	6	48	

Table 171: On how many occasions have you taken non-prescription medicines such as diet pills (for example, Dietac, Dexatrim or Prolamine), stay-awake pills (for example No-Doz, Vivarin, or Wake), or cough or cold medicines (robos, DXM, etc.) to get high in your lifetime?








Response	6	8	10	12	Total	
0	98.2	99.2	97.1	95.7	97.7	
1-2	1.4	0.0	1.4	1.2	1.0	
3-5	0.0	0.0	0.0	1.9	0.4	
6-9	0.0	0.4	0.0	1.2	0.4	
10-19	0.0	0.0	1.0	0.0	0.2	
20-39	0.0	0.4	0.0	0.0	0.1	
40	0.5	0.0	0.5	0.0	0.2	
N of Valid	221	239	210	162	832	
N of Miss	20	10	12	5	47	

Table 172: On how many occasions have you taken non-prescription medicines such as diet pills (for example, Dietac, Dexatrim or Prolamine), stay-awake pills (for example No-Doz, Vivarin, or Wake), or cough or cold medicines (robos, DXM, etc.) to get high during the past 30 days?





Response	6	8	10	12	Total	
0	98.6	99.2	98.6	99.4	98.9	
1-2	1.4	0.4	0.5	0.6	0.7	
3-5	0.0	0.4	0.5	0.0	0.2	
6-9	0.0	0.0	0.5	0.0	0.1	
10-19	0.0	0.0	0.0	0.0	0.0	
20-39	0.0	0.0	0.0	0.0	0.0	
40	0.0	0.0	0.0	0.0	0.0	
N of Valid	219	236	210	160	825	
N of Miss	22	13	12	7	54	

Table 173: On how many occasions have you been drunk or very high from drinking alcoholic beverages during the past 30 days?








Response	6	8	10	12	Total	
0	99.1	96.2	86.6	80.7	91.5	
1-2	0.9	1.7	7.7	8.1	4.2	
3-5	0.0	1.3	1.4	6.2	1.9	
6-9	0.0	0.0	2.4	4.3	1.4	
10-19	0.0	0.4	0.5	0.0	0.2	
20-39	0.0	0.4	1.0	0.0	0.4	
40	0.0	0.0	0.5	0.6	0.2	
N of Valid	220	238	209	161	828	
N of Miss	21	11	13	6	51	

Table 174: On how many occasions have you drunk flavored alcoholic beverages, sometimes called 'alcopops' (like Mike's Hard Lemonade, Smirnoff Ice, Bacardi Breezers, etc.) in your lifetime?








Response	6	8	10	12	Total	
0	97.3	88.2	68.4	52.2	78.6	
1-2	1.4	4.6	12.7	9.9	6.9	
3-5	0.5	2.5	8.0	9.3	4.7	
6-9	0.5	1.3	4.2	9.3	3.4	
10-19	0.0	0.8	1.4	5.0	1.6	
20-39	0.0	0.8	2.4	5.0	1.8	
40	0.5	1.7	2.8	9.3	3.1	
N of Valid	220	238	212	161	831	
N of Miss	21	11	10	6	48	

Table 175: On how many occasions have you drunk flavored alcoholic beverages, sometimes called 'alcopops' (like Mike's Hard Lemonade, Smirnoff Ice, Bacardi Breezers, etc.) during the past 30 days?








Response	6	8	10	12	Total	
0	98.2	95.0	88.2	85.3	92.2	
1-2	1.8	2.1	5.7	9.2	4.3	
3-5	0.0	2.1	3.3	3.1	2.0	
6-9	0.0	0.4	1.4	0.6	0.6	
10-19	0.0	0.0	0.5	0.6	0.2	
20-39	0.0	0.0	0.9	0.6	0.4	
40	0.0	0.4	0.0	0.6	0.2	
N of Valid	220	238	211	163	832	
N of Miss	21	11	11	4	47	

Table 176: If you used prescription drugs or over the counter drugs without a doctor telling you to use it or for the purpose of getting high, where did you get these drugs? - Did not use



Response	6	8	10	12	Total	
No	13.7	8.8	16.7	11.4	12.6	
Yes	86.3	91.2	83.3	88.6	87.4	
N of Valid	241	249	222	167	879	
N of Miss	0	0	0	0	0	

Table 177: If you used prescription drugs or over the counter drugs without a doctor telling you to use it or for the purpose of getting high, where did you get these drugs? - Bought or took from store or shop



Response	6	8	10	12	Total	
No	100.0	100.0	97.3	99.4	99.2	
Yes	0.0	0.0	2.7	0.6	0.8	
N of Valid	241	249	222	167	879	
N of Miss	0	0	0	0	0	

Table 178: If you used prescription drugs or over the counter drugs without a doctor telling you to use it or for the purpose of getting high, where did you get these drugs? -
Got from parents with permission



Response	6	8	10	12	Total	
No	99.2	100.0	98.6	100.0	99.4	
Yes	0.8	0.0	1.4	0.0	0.6	
N of Valid	241	249	222	167	879	
N of Miss	0	0	0	0	0	

Table 179: If you used prescription drugs or over the counter drugs without a doctor telling you to use it or for the purpose of getting high, where did you get these drugs? -
Got from home without permission



Response	6	8	10	12	Total	
No	99.6	98.8	98.2	98.2	98.7	
Yes	0.4	1.2	1.8	1.8	1.3	
N of Valid	241	249	222	167	879	
N of Miss	0	0	0	0	0	

Table 180: If you used prescription drugs or over the counter drugs without a doctor telling you to use it or for the purpose of getting high, where did you get these drugs? -
Got from relative with permission



Response	6	8	10	12	Total	
No	100.0	100.0	99.1	99.4	99.7	
Yes	0.0	0.0	0.9	0.6	0.3	
N of Valid	241	249	222	167	879	
N of Miss	0	0	0	0	0	

Table 181: If you used prescription drugs or over the counter drugs without a doctor telling you to use it or for the purpose of getting high, where did you get these drugs? -
Got from relative without permission



Response	6	8	10	12	Total	
No	100.0	100.0	98.6	100.0	99.7	
Yes	0.0	0.0	1.4	0.0	0.3	
N of Valid	241	249	222	167	879	
N of Miss	0	0	0	0	0	

Table 182: If you used prescription drugs or over the counter drugs without a doctor telling you to use it or for the purpose of getting high, where did you get these drugs? -
Got from friend's home with permission



Response	6	8	10	12	Total	
No	100.0	100.0	98.2	97.6	99.1	
Yes	0.0	0.0	1.8	2.4	0.9	
N of Valid	241	249	222	167	879	
N of Miss	0	0	0	0	0	

Table 183: If you used prescription drugs or over the counter drugs without a doctor telling you to use it or for the purpose of getting high, where did you get these drugs? -
Got from friend's home without permission



Response	6	8	10	12	Total	
No	100.0	100.0	99.1	99.4	99.7	
Yes	0.0	0.0	0.9	0.6	0.3	
N of Valid	241	249	222	167	879	
N of Miss	0	0	0	0	0	

Table 184: If you used prescription drugs or over the counter drugs without a doctor telling you to use it or for the purpose of getting high, where did you get these drugs? -
Got from friend at school



Response	6	8	10	12	Total	
No	99.6	99.6	96.4	98.8	98.6	
Yes	0.4	0.4	3.6	1.2	1.4	
N of Valid	241	249	222	167	879	
N of Miss	0	0	0	0	0	

Table 185: If you used prescription drugs or over the counter drugs without a doctor telling you to use it or for the purpose of getting high, where did you get these drugs? -
Got from friend at party



Response	6	8	10	12	Total	
No	99.6	99.6	97.3	98.8	98.9	
Yes	0.4	0.4	2.7	1.2	1.1	
N of Valid	241	249	222	167	879	
N of Miss	0	0	0	0	0	

Table 186: If you used prescription drugs or over the counter drugs without a doctor telling you to use it or for the purpose of getting high, where did you get these drugs? -
Got from friend, elsewhere



Response	6	8	10	12	Total	
No	100.0	99.6	95.0	96.4	98.0	
Yes	0.0	0.4	5.0	3.6	2.0	
N of Valid	241	249	222	167	879	
N of Miss	0	0	0	0	0	

Table 187: If you used prescription drugs or over the counter drugs without a doctor telling you to use it or for the purpose of getting high, where did you get these drugs? -
Got from internet sale



Response	6	8	10	12	Total	
No	100.0	99.6	99.5	100.0	99.8	
Yes	0.0	0.4	0.5	0.0	0.2	
N of Valid	241	249	222	167	879	
N of Miss	0	0	0	0	0	

Table 188: During the last month, about how many marijuana cigarettes, or the equivalent, did you smoke a day, on the average?








Response	6	8	10	12	Total	
None	98.6	93.6	86.5	87.0	91.8	
Less than 1 a day	0.9	3.4	4.3	4.3	3.2	
1 a day	0.5	0.9	0.5	1.9	0.9	
2-3 a day	0.0	0.4	4.3	3.1	1.8	
4-6 a day	0.0	0.9	1.4	2.5	1.1	
7-10 a day	0.0	0.9	1.0	0.0	0.5	
11 or more a day	0.0	0.0	1.9	1.2	0.7	
N of Valid	215	235	207	162	819	
N of Miss	26	14	15	5	60	

Table 189: How wrong do your friends feel it would be for YOU to: have one or two drinks of an alcoholic beverage nearly every day?





Response	6	8	10	12	Total	
Very wrong	82.9	61.1	32.0	24.4	52.0	
Wrong	10.0	20.9	26.7	21.3	19.6	
A little bit wrong	4.7	11.5	26.2	34.1	18.0	
Not at all wrong	2.4	6.4	15.0	20.1	10.3	
N of Valid	211	234	206	164	815	
N of Miss	30	15	16	3	64	

Table 190: How wrong do your friends feel it would be for YOU to: smoke tobacco?





Response	6	8	10	12	Total	
Very wrong	87.6	66.5	42.2	30.9	58.7	
Wrong	7.6	18.9	26.2	24.1	18.9	
A little bit wrong	1.9	9.9	17.0	25.3	12.7	
Not at all wrong	2.9	4.7	14.6	19.8	9.7	
N of Valid	210	233	206	162	811	
N of Miss	31	16	16	5	68	

Table 191: How wrong do your friends feel it would be for YOU to: smoke marijuana?





Response	6	8	10	12	Total	
Very wrong	91.5	63.8	40.6	33.1	58.9	
Wrong	4.3	13.4	19.3	18.4	13.5	
A little bit wrong	0.5	9.5	17.9	19.6	11.3	
Not at all wrong	3.8	13.4	22.2	28.8	16.2	
N of Valid	211	232	207	163	813	
N of Miss	30	17	15	4	66	

Table 192: How wrong do your friends feel it would be for YOU to: use prescription drugs not prescribed to you?





Response	6	8	10	12	Total	
Very wrong	89.5	76.9	61.7	50.6	71.0	
Wrong	6.2	17.1	25.7	25.9	18.2	
A little bit wrong	1.4	3.4	6.8	14.2	5.9	
Not at all wrong	2.9	2.6	5.8	9.3	4.8	
N of Valid	209	234	206	162	811	
N of Miss	32	15	16	5	68	

Table 193: How wrong would most adults (over 21) in your neighborhood think it is for kids your age: to use marijuana?





Response	6	8	10	12	Total	
Very wrong	84.8	74.7	55.6	49.4	67.4	
Wrong	10.5	14.2	24.9	29.6	19.0	
A little bit wrong	3.3	6.4	13.7	15.4	9.3	
Not at all wrong	1.4	4.7	5.9	5.6	4.3	
N of Valid	210	233	205	162	810	
N of Miss	31	16	17	5	69	

Table 194: How wrong would most adults (over 21) in your neighborhood think it is for kids your age: to drink alcohol?





Response	6	8	10	12	Total	
Very wrong	78.3	69.7	45.9	34.6	58.8	
Wrong	16.4	18.6	24.4	33.3	22.5	
A little bit wrong	3.9	7.4	24.4	24.7	14.3	
Not at all wrong	1.4	4.3	5.4	7.4	4.5	
N of Valid	207	231	205	162	805	
N of Miss	34	18	17	5	74	

Table 195: How wrong would most adults (over 21) in your neighborhood think it is for kids your age: to smoke cigarettes?





Response	6	8	10	12	Total	
Very wrong	81.1	74.1	56.1	36.4	63.7	
Wrong	13.6	16.8	24.4	31.5	20.9	
A little bit wrong	2.9	4.3	15.1	22.8	10.4	
Not at all wrong	2.4	4.7	4.4	9.3	5.0	
N of Valid	206	232	205	162	805	
N of Miss	35	17	17	5	74	

Table 196: How much do each of the following statements describe your neighborhood? crime and/or drug selling





Response	6	8	10	12	Total	
NO!	77.7	67.5	58.9	54.3	65.3	
no	16.0	24.1	25.7	27.2	23.1	
yes	3.9	5.7	10.9	14.8	8.4	
YES!	2.4	2.6	4.5	3.7	3.3	
N of Valid	206	228	202	162	798	
N of Miss	35	21	20	5	81	

Table 197: How much do each of the following statements describe your neighborhood? fights





Response	6	8	10	12	Total	
NO!	68.1	60.6	59.8	53.7	60.9	
no	18.1	26.1	27.5	33.3	25.9	
yes	9.3	9.7	10.8	9.9	9.9	
YES!	4.4	3.5	2.0	3.1	3.3	
N of Valid	204	226	204	162	796	
N of Miss	37	23	18	5	83	

Table 198: How much do each of the following statements describe your neighborhood? lots of empty or abandoned buildings





Response	6	8	10	12	Total	
NO!	71.5	61.6	58.3	61.7	63.4	
no	19.8	29.9	31.9	34.0	28.6	
yes	5.8	6.2	9.3	3.7	6.4	
YES!	2.9	2.2	0.5	0.6	1.6	
N of Valid	207	224	204	162	797	
N of Miss	34	25	18	5	82	

Table 199: How much do each of the following statements describe your neighborhood? lots of graffiti





Response	6	8	10	12	Total	
NO!	82.8	68.6	66.2	69.6	71.8	
no	13.1	27.7	27.9	28.0	24.1	
yes	2.0	1.4	3.9	2.5	2.4	
YES!	2.0	2.3	2.0	0.0	1.7	
N of Valid	198	220	204	161	783	
N of Miss	43	29	18	6	96	

Table 200: I feel safe in my neighborhood.





Response	6	8	10	12	Total	
NO!	8.8	5.6	4.9	4.3	6.0	
no	10.3	6.1	10.3	11.1	9.2	
yes	27.5	34.6	45.3	42.6	37.1	
YES!	53.4	53.7	39.4	42.0	47.6	
N of Valid	204	231	203	162	800	
N of Miss	37	18	19	5	79	

Table 201: If a kid smoked marijuana in your neighborhood would he or she be caught by the police?





Response	6	8	10	12	Total	
NO!	10.6	15.8	24.2	32.5	19.9	
no	18.8	43.4	50.0	48.8	39.7	
yes	32.4	27.6	19.7	13.1	24.0	
YES!	38.2	13.2	6.1	5.6	16.4	
N of Valid	207	228	198	160	793	
N of Miss	34	21	24	7	86	

Table 202: If a kid drank some beer, wine or hard liquor (for example, vodka, whiskey, or gin) in your neighborhood would he or she be caught by the police?





Response	6	8	10	12	Total	
NO!	13.2	18.5	29.4	38.1	23.8	
no	27.8	47.6	47.7	44.4	41.8	
yes	25.9	24.7	18.3	13.1	21.0	
YES!	33.2	9.3	4.6	4.4	13.3	
N of Valid	205	227	197	160	789	
N of Miss	36	22	25	7	90	

Table 203: If a kid carried a handgun in your neighborhood would he or she be caught by the police?





Response	6	8	10	12	Total	
NO!	10.2	15.9	24.7	25.6	18.6	
no	18.0	29.6	29.8	36.2	28.0	
yes	30.1	31.9	28.3	26.2	29.4	
YES!	41.7	22.6	17.2	11.9	24.1	
N of Valid	206	226	198	160	790	
N of Miss	35	23	24	7	89	

Table 204: If you wanted to get some cigarettes, how easy would it be for you to get some?

Response	6	8	10	12	Total	
Very hard	77.5	53.9	21.5	14.3	43.6	
Sort of hard	9.0	14.9	17.5	6.8	12.4	
Sort of easy	7.5	18.0	30.5	20.5	19.0	
Very easy	6.0	13.2	30.5	58.4	25.0	
N of Valid	200	228	200	161	789	
N of Miss	41	21	22	6	90	

Table 205: If you wanted to get some beer, wine or hard liquor (for example, vodka, whiskey, or gin), how easy would it be for you to get some?

Response	6	8	10	12	Total	
Very hard	75.1	50.7	18.5	14.3	41.1	
Sort of hard	10.7	16.7	21.0	14.3	15.8	
Sort of easy	9.6	16.3	28.5	31.1	20.8	
Very easy	4.6	16.3	32.0	40.4	22.3	
N of Valid	197	227	200	161	785	
N of Miss	44	22	22	6	94	

Table 206: If you wanted to get a drug like cocaine, LSD, or amphetamines, how easy would it be for you to get some?

Response	6	8	10	12	Total	
Very hard	92.3	84.6	61.8	49.7	73.6	
Sort of hard	3.6	10.5	20.6	21.7	13.6	
Sort of easy	2.0	3.9	9.0	18.6	7.8	
Very easy	2.0	0.9	8.5	9.9	5.0	
N of Valid	196	228	199	161	784	
N of Miss	45	21	23	6	95	

Table 207: If you wanted to get a handgun, how easy would it be for you to get one?

Response	6	8	10	12	Total	
Very hard	71.6	62.1	49.5	40.4	56.8	
Sort of hard	11.7	13.2	22.7	24.2	17.5	
Sort of easy	9.1	14.1	13.6	9.9	11.9	
Very easy	7.6	10.6	14.1	25.5	13.8	
N of Valid	197	227	198	161	783	
N of Miss	44	22	24	6	96	

Table 208: If you wanted to get some marijuana, how easy would it be for you to get some?

Response	6	8	10	12	Total	
Very hard	89.1	62.7	29.1	18.0	51.5	
Sort of hard	3.6	12.3	14.8	11.8	10.7	
Sort of easy	4.7	11.4	17.3	22.4	13.5	
Very easy	2.6	13.6	38.8	47.8	24.3	
N of Valid	193	228	196	161	778	
N of Miss	48	21	26	6	101	

Table 209: If you wanted to get prescription drugs for the purpose of getting high, how easy would it be for you to get some?

Response	6	8	10	12	Total	
Very hard	81.6	65.2	45.9	29.4	57.1	
Sort of hard	8.7	16.3	20.4	16.2	15.4	
Sort of easy	6.1	11.0	16.8	26.2	14.4	
Very easy	3.6	7.5	16.8	28.1	13.1	
N of Valid	196	227	196	160	779	
N of Miss	45	22	26	7	100	

Table 210: If you wanted to get synthetic marijuana such as K2 or chemical products such as bath salts to get high, how easy would it be for you to get some?





Response	6	8	10	12	Total	
Very hard	91.3	77.8	59.6	44.4	69.7	
Sort of hard	4.6	13.3	21.2	26.9	15.9	
Sort of easy	0.5	5.8	9.1	17.5	7.7	
Very easy	3.6	3.1	10.1	11.2	6.7	
N of Valid	196	225	198	160	779	
N of Miss	45	24	24	7	100	

Table 211: If you wanted to get steroids to use or to enhance athletic performance, how easy would it be for you to get some?





Response	6	8	10	12	Total	
Very hard	89.4	82.0	61.6	50.9	72.4	
Sort of hard	6.1	12.7	25.8	22.4	16.3	
Sort of easy	2.0	3.1	6.6	13.7	5.9	
Very easy	2.5	2.2	6.1	13.0	5.5	
N of Valid	198	228	198	161	785	
N of Miss	43	21	24	6	94	

Table 212: If you wanted to get e-cigarettes, e-cigars, or e-hookahs, how easy would it be for you to get some?





Response	6	8	10	12	Total	
Very hard	87.8	70.5	38.2	20.5	56.3	
Sort of hard	6.1	8.8	19.1	9.9	11.0	
Sort of easy	2.0	7.5	18.6	19.3	11.4	
Very easy	4.1	13.2	24.1	50.3	21.3	
N of Valid	196	227	199	161	783	
N of Miss	45	22	23	6	96	

Table 213: During the past 12 months, have you participated in any alcohol prevention programs or seen any alcohol prevention messages in your school or community? Yes, a school-based program focused on preventing underage drinking and/or drinking and driving.



Response	6	8	10	12	Total	
No	73.4	52.2	73.4	83.2	69.3	
Yes	26.6	47.8	26.6	16.8	30.7	
N of Valid	241	249	222	167	879	
N of Miss	0	0	0	0	0	

Table 214: During the past 12 months, have you participated in any alcohol prevention programs or seen any alcohol prevention messages in your school or community? Yes, a community-based program focused on preventing underage drinking and/or drinking and driving (for example, through your church or temple or through youth groups like Boys and Girls Club or 4-H).



Response	6	8	10	12	Total	
No	94.2	88.0	95.5	95.8	93.1	
Yes	5.8	12.0	4.5	4.2	6.9	
N of Valid	241	249	222	167	879	
N of Miss	0	0	0	0	0	

Table 215: During the past 12 months, have you participated in any alcohol prevention programs or seen any alcohol prevention messages in your school or community? Yes, a media campaign addressing underage drinking and/or drinking and driving (for example, newspaper ads, posters, pamphlets, radio, TV).



Response	6	8	10	12	Total	
No	90.0	91.2	89.6	94.0	91.0	
Yes	10.0	8.8	10.4	6.0	9.0	
N of Valid	241	249	222	167	879	
N of Miss	0	0	0	0	0	

Table 216: During the past 12 months, have you participated in any alcohol prevention programs or seen any alcohol prevention messages in your school or community? No



Response	6	8	10	12	Total	
No	50.6	66.7	43.7	28.7	49.3	
Yes	49.4	33.3	56.3	71.3	50.7	
N of Valid	241	249	222	167	879	
N of Miss	0	0	0	0	0	

Table 217: How wrong do your parents feel it would be for YOU to: have one or two drinks of an alcoholic beverage nearly every day?





Response	6	8	10	12	Total	
Very wrong	89.5	85.4	77.5	66.2	80.6	
Wrong	6.2	11.9	12.7	23.8	13.0	
A little bit wrong	3.3	1.8	6.9	8.1	4.8	
Not at all wrong	1.0	0.9	2.9	1.9	1.6	
N of Valid	210	226	204	160	800	
N of Miss	31	23	18	7	79	

Table 218: How wrong do your parents feel it would be for YOU to: smoke tobacco?





Response	6	8	10	12	Total	
Very wrong	92.8	91.2	83.3	68.1	84.9	
Wrong	4.8	6.2	11.8	19.4	9.9	
A little bit wrong	1.9	2.2	3.9	9.4	4.0	
Not at all wrong	0.5	0.4	1.0	3.1	1.1	
N of Valid	208	226	203	160	797	
N of Miss	33	23	19	7	82	

Table 219: How wrong do your parents feel it would be for YOU to: smoke marijuana?





Response	6	8	10	12	Total	
Very wrong	94.6	89.8	82.4	73.1	85.8	
Wrong	3.4	4.0	8.3	11.9	6.6	
A little bit wrong	0.5	3.6	5.9	8.8	4.4	
Not at all wrong	1.5	2.7	3.4	6.2	3.3	
N of Valid	204	225	204	160	793	
N of Miss	37	24	18	7	86	

Table 220: How wrong do your parents feel it would be for YOU to: use prescription drugs not prescribed to you?


Response	6	8	10	12	Total	
Very wrong	95.7	97.4	91.1	82.5	92.3	
Wrong	3.4	1.3	4.9	10.6	4.6	
A little bit wrong	0.5	1.3	3.4	4.4	2.3	
Not at all wrong	0.5	0.0	0.5	2.5	0.8	
N of Valid	207	227	203	160	797	
N of Miss	34	22	19	7	82	

Table 221: How wrong do your parents feel it would be for YOU to: steal something worth more than \$5?


Response	6	8	10	12	Total	
Very wrong	82.9	83.3	83.3	79.9	82.5	
Wrong	14.6	13.6	13.2	13.8	13.8	
A little bit wrong	2.4	1.8	2.9	4.4	2.8	
Not at all wrong	0.0	1.3	0.5	1.9	0.9	
N of Valid	205	228	204	159	796	
N of Miss	36	21	18	8	83	

Table 222: How wrong do your parents feel it would be for YOU to: draw graffiti, write things, or draw pictures on buildings or other property (without the owner's permission)?


Response	6	8	10	12	Total	
Very wrong	90.2	87.6	84.3	73.8	84.7	
Wrong	8.8	6.6	11.8	18.8	10.9	
A little bit wrong	1.0	4.0	3.4	6.2	3.5	
Not at all wrong	0.0	1.8	0.5	1.2	0.9	
N of Valid	205	226	204	160	795	
N of Miss	36	23	18	7	84	

Table 223: How wrong do your parents feel it would be for YOU to: pick a fight with someone?





Response	6	8	10	12	Total	
Very wrong	71.3	61.7	56.4	49.1	60.3	
Wrong	19.1	24.7	28.4	33.3	25.9	
A little bit wrong	8.6	10.6	13.2	14.5	11.5	
Not at all wrong	1.0	3.1	2.0	3.1	2.3	
N of Valid	209	227	204	159	799	
N of Miss	32	22	18	8	80	

Table 224: During the past 12 months, have you talked with at least one of your parents about the dangers of underage drinking and/or drinking and driving? By parents, we mean either your biological parents, adoptive parents, stepparents, or adult guardians - whether or not they live with you.



Response	6	8	10	12	Total	
No	42.0	46.0	53.0	54.8	48.5	
Yes	58.0	54.0	47.0	45.2	51.5	
N of Valid	200	224	202	157	783	
N of Miss	41	25	20	10	96	

Table 225: The rules in my family are clear.





Response	6	8	10	12	Total	
NO!	1.5	1.8	2.0	0.6	1.5	
no	6.9	6.7	10.9	7.5	8.0	
yes	22.2	34.4	41.1	39.0	33.9	
YES!	69.5	57.1	46.0	52.8	56.6	
N of Valid	203	224	202	159	788	
N of Miss	38	25	20	8	91	

Table 226: People in my family have serious arguments about the same things, and often insult or yell at each other.

Response	6	8	10	12	Total	
NO!	39.3	29.3	24.5	30.8	31.0	
no	33.3	44.4	37.0	42.1	39.2	
yes	16.9	18.7	26.5	18.2	20.1	
YES!	10.4	7.6	12.0	8.8	9.7	
N of Valid	201	225	200	159	785	
N of Miss	40	24	22	8	94	

Table 227: When I am not at home, one of my parents knows where I am and who I am with.

Response	6	8	10	12	Total	
NO!	3.9	3.1	3.0	2.5	3.2	
no	3.9	3.1	7.0	11.3	6.0	
yes	18.6	36.6	44.3	39.6	34.5	
YES!	73.5	57.1	45.8	46.5	56.3	
N of Valid	204	224	201	159	788	
N of Miss	37	25	21	8	91	

Table 228: My family has clear rules about alcohol and drug use.

Response	6	8	10	12	Total	
NO!	3.0	2.7	1.0	1.3	2.0	
no	5.0	8.0	11.9	12.0	9.0	
yes	10.9	20.9	38.8	34.2	25.6	
YES!	81.2	68.4	48.3	52.5	63.4	
N of Valid	202	225	201	158	786	
N of Miss	39	24	21	9	93	

Table 229: If you skipped school would you be caught by your parents?

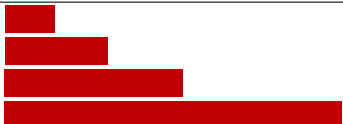
Response	6	8	10	12	Total	
NO!	4.9	4.4	6.0	7.6	5.6	
no	3.9	9.7	21.9	25.3	14.4	
yes	15.1	28.3	36.8	27.2	26.8	
YES!	76.1	57.5	35.3	39.9	53.2	
N of Valid	205	226	201	158	790	
N of Miss	36	23	21	9	89	

Table 230: My parents ask if I've gotten my homework done.


Response	6	8	10	12	Total	
NO!	3.4	5.8	8.0	11.4	6.9	
no	6.9	12.4	19.9	25.3	15.5	
yes	21.7	33.3	40.3	32.3	31.9	
YES!	68.0	48.4	31.8	31.0	45.7	
N of Valid	203	225	201	158	787	
N of Miss	38	24	21	9	92	

Table 231: Would your parents know if you did not come home on time?

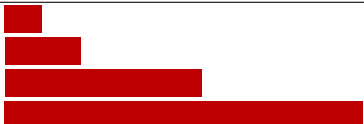
Response	6	8	10	12	Total	
NO!	3.5	2.7	3.5	5.0	3.6	
no	5.0	7.1	16.5	11.9	9.9	
yes	19.3	32.4	34.5	34.0	29.9	
YES!	72.3	57.8	45.5	49.1	56.6	
N of Valid	202	225	200	159	786	
N of Miss	39	24	22	8	93	

Table 232: Do you know how to properly dispose of leftover prescription drugs?



Response	6	8	10	12	Total	
No	73.9	68.3	67.3	51.9	66.0	
Yes	26.1	31.7	32.7	48.1	34.0	
N of Valid	184	218	199	158	759	
N of Miss	57	31	23	9	120	

Table 233: Have any of your brothers or sisters ever: drunk beer, wine or hard liquor (for example, vodka, whiskey or gin)?




Response	6	8	10	12	Total	
No	75.9	65.0	42.9	35.7	56.4	
Yes	20.2	31.4	54.1	58.0	39.5	
I don't have any brothers or sisters	3.9	3.6	3.1	6.4	4.1	
N of Valid	203	223	196	157	779	
N of Miss	38	26	26	10	100	

Table 234: Have any of your brothers or sisters ever: smoked marijuana?




Response	6	8	10	12	Total	
No	88.1	83.0	66.7	61.5	75.9	
Yes	7.9	13.5	30.3	32.7	20.1	
I don't have any brothers or sisters	4.0	3.6	3.1	5.8	4.0	
N of Valid	202	223	195	156	776	
N of Miss	39	26	27	11	103	

Table 235: Have any of your brothers or sisters ever: smoked cigarettes?




Response	6	8	10	12	Total	
No	83.7	76.8	62.6	54.5	70.5	
Yes	12.3	19.5	34.4	39.1	25.3	
I don't have any brothers or sisters	3.9	3.6	3.1	6.4	4.1	
N of Valid	203	220	195	156	774	
N of Miss	38	29	27	11	105	

Table 236: Have any of your brothers or sisters ever: taken a handgun to school?




Response	6	8	10	12	Total	
No	95.1	93.6	94.9	91.7	93.9	
Yes	1.0	2.7	2.1	1.9	1.9	
I don't have any brothers or sisters	3.9	3.6	3.1	6.4	4.1	
N of Valid	203	220	195	156	774	
N of Miss	38	29	27	11	105	

Table 237: Have any of your brothers or sisters ever: been suspended or expelled from school?




Response	6	8	10	12	Total	
No	83.0	82.7	78.4	73.2	79.8	
Yes	13.5	13.2	18.6	20.4	16.1	
I don't have any brothers or sisters	3.5	4.1	3.1	6.4	4.2	
N of Valid	200	220	194	157	771	
N of Miss	41	29	28	10	108	

Table 238: Have any of your brothers or sisters ever: used e-cigarettes, e-cigars or e-hookahs?




Response	6	8	10	12	Total	
No	88.6	85.2	76.9	67.5	80.4	
Yes	7.9	11.1	20.0	26.1	15.6	
I don't have any brothers or sisters	3.5	3.7	3.1	6.4	4.0	
N of Valid	202	216	195	157	770	
N of Miss	39	33	27	10	109	

Table 239: Have any of your brothers or sisters ever: used prescription drugs not prescribed to him/her?




Response	6	8	10	12	Total	
No	91.5	92.7	88.7	80.9	89.0	
Yes	5.0	3.7	8.2	12.7	7.0	
I don't have any brothers or sisters	3.5	3.7	3.1	6.4	4.0	
N of Valid	201	219	194	157	771	
N of Miss	40	30	28	10	108	

Table 240: Have you changed homes in the past year (the last 12 months)?



Response	6	8	10	12	Total	
No	78.3	76.5	78.7	79.5	78.1	
Yes	21.7	23.5	21.3	20.5	21.9	
N of Valid	203	221	197	156	777	
N of Miss	38	28	25	11	102	

Table 241: How many times have you changed homes since kindergarten?






Response	6	8	10	12	Total	
Never	36.3	37.4	33.7	35.9	35.9	
1 or 2 times	30.8	26.9	29.1	26.3	28.4	
3 or 4 times	17.9	16.4	15.3	17.9	16.8	
5 or 6 times	5.5	12.3	11.7	9.0	9.7	
7 or more times	9.5	6.8	10.2	10.9	9.2	
N of Valid	201	219	196	156	772	
N of Miss	40	30	26	11	107	

Table 242: Have you changed schools (including changing from elementary to middle and middle to high school) in the past year?



Response	6	8	10	12	Total	
No	42.4	75.7	74.6	84.0	68.5	
Yes	57.6	24.3	25.4	16.0	31.5	
N of Valid	198	218	193	156	765	
N of Miss	43	31	29	11	114	

Table 243: How many times have you changed schools since kindergarten (including changing from elementary to middle and middle to high school)?






Response	6	8	10	12	Total	
Never	31.3	25.3	27.0	30.5	28.3	
1 or 2 times	35.4	35.0	24.5	21.4	29.7	
3 or 4 times	24.6	25.8	34.7	32.5	29.1	
5 or 6 times	4.1	6.9	8.2	7.8	6.7	
7 or more times	4.6	6.9	5.6	7.8	6.2	
N of Valid	195	217	196	154	762	
N of Miss	46	32	26	13	117	

Table 244: Has anyone in your family ever had severe alcohol or drug problems?



Response	6	8	10	12	Total	
No	67.7	64.5	56.3	57.4	61.8	
Yes	32.3	35.5	43.7	42.6	38.2	
N of Valid	198	214	197	155	764	
N of Miss	43	35	25	12	115	

Table 245: About how many adults (over 21) have you known personally who in the past year have: used marijuana, crack, cocaine, or other drugs?






Response	6	8	10	12	Total	
0	77.3	71.6	57.4	41.6	63.4	
1	10.6	10.2	14.7	14.9	12.4	
2	3.5	4.7	8.6	13.6	7.2	
3-4	3.0	8.4	9.1	7.8	7.1	
5	5.6	5.1	10.2	22.1	9.9	
N of Valid	198	215	197	154	764	
N of Miss	43	34	25	13	115	

Table 246: About how many adults (over 21) have you known personally who in the past year have: sold or dealt drugs?






Response	6	8	10	12	Total	
0	86.9	83.8	74.6	55.8	76.6	
1	6.0	8.8	11.2	12.8	9.5	
2	1.5	2.8	5.1	12.2	4.9	
3-4	2.0	2.3	3.0	10.3	4.0	
5	3.5	2.3	6.1	9.0	4.9	
N of Valid	199	216	197	156	768	
N of Miss	42	33	25	11	111	

Table 247: About how many adults (over 21) have you known personally who in the past year have: done other things that could get them in trouble with the police, like stealing, selling stolen goods, mugging or assaulting others, etc.?






Response	6	8	10	12	Total	
0	82.8	81.0	76.1	57.4	75.5	
1	5.6	9.3	10.2	12.9	9.3	
2	6.6	4.6	5.6	12.9	7.0	
3-4	0.5	1.9	3.0	6.5	2.7	
5	4.5	3.2	5.1	10.3	5.5	
N of Valid	198	216	197	155	766	
N of Miss	43	33	25	12	113	

Table 248: About how many adults (over 21) have you known personally who in the past year have: gotten drunk or high?






Response	6	8	10	12	Total	
0	58.8	47.2	37.6	22.6	42.8	
1	20.1	16.7	15.2	10.3	15.9	
2	5.5	10.2	14.2	18.7	11.7	
3-4	4.5	10.2	11.2	11.6	9.3	
5	11.1	15.7	21.8	36.8	20.3	
N of Valid	199	216	197	155	767	
N of Miss	42	33	25	12	112	

Table 249: Have you seen or heard information about underage drinking in the past 12 months from the following sources? Radio



Response	6	8	10	12	Total	
No	64.1	62.6	65.5	54.1	62.0	
Yes	35.9	37.4	34.5	45.9	38.0	
N of Valid	198	214	197	157	766	
N of Miss	43	35	25	10	113	

Table 250: Have you seen or heard information about underage drinking in the past 12 months from the following sources? TV.



Response	6	8	10	12	Total	
No	37.8	40.4	39.3	35.7	38.5	
Yes	62.2	59.6	60.7	64.3	61.5	
N of Valid	201	213	196	157	767	
N of Miss	40	36	26	10	112	

Table 251: Have you seen or heard information about underage drinking in the past 12 months from the following sources? Print. This includes information on underage drinking you may have seen in the newspaper, on a billboard, in pamphlets, on stickers, etc.



Response	6	8	10	12	Total	
No	58.1	48.8	56.6	50.0	53.5	
Yes	41.9	51.2	43.4	50.0	46.5	
N of Valid	198	211	196	156	761	
N of Miss	43	38	26	11	118	

Table 252: Have you seen or heard information about underage drinking in the past 12 months from the following sources? Website or social media? (Facebook, Myspace, website, etc.)



Response	6	8	10	12	Total	
No	60.6	48.8	43.4	35.9	47.8	
Yes	39.4	51.2	56.6	64.1	52.2	
N of Valid	198	215	196	156	765	
N of Miss	43	34	26	11	114	

Table 253: The next questions ask about your opinions of the information you saw or heard. If you have seen or heard more than one ad, please think about your favorite ad when answering these questions. The information about underage drinking that I saw or heard was convincing.

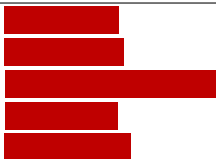
Response	6	8	10	12	Total	
NO!	26.1	12.2	14.3	12.4	16.3	
no	5.3	14.1	25.0	25.5	17.1	
yes	21.8	32.9	36.2	39.9	32.4	
YES!	23.9	20.2	10.2	7.8	16.0	
I have not seen or heard any ads about underage drinking in the past 12 months.	22.9	20.7	14.3	14.4	18.3	
N of Valid	188	213	196	153	750	
N of Miss	53	36	26	14	129	

Table 254: The next questions ask about your opinions of the information you saw or heard. If you have seen or heard more than one ad, please think about your favorite ad when answering these questions. The information about underage drinking that I saw or heard grabbed my attention.

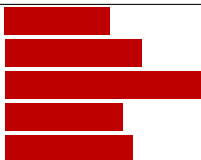
Response	6	8	10	12	Total	
NO!	24.5	10.8	12.2	11.8	14.8	
no	10.1	15.5	27.6	28.8	20.0	
yes	18.1	30.0	33.7	38.6	29.7	
YES!	24.5	23.5	10.2	7.2	16.9	
I have not seen or heard any ads about underage drinking in the past 12 months.	22.9	20.2	16.3	13.7	18.5	
N of Valid	188	213	196	153	750	
N of Miss	53	36	26	14	129	

Table 255: The next questions ask about your opinions of the information you saw or heard. If you have seen or heard more than one ad, please think about your favorite ad when answering these questions. The information about underage drinking that I saw or heard said something important to me.

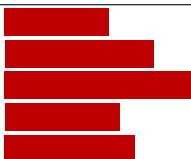
Response	6	8	10	12	Total	
NO!	23.7	11.7	11.9	11.1	14.6	
no	9.7	19.2	27.3	34.0	22.0	
yes	19.4	28.6	32.0	33.3	28.2	
YES!	24.7	19.2	12.4	7.2	16.4	
I have not seen or heard any ads about underage drinking in the past 12 months.	22.6	21.1	16.5	14.4	18.9	
N of Valid	186	213	194	153	746	
N of Miss	55	36	28	14	133	

Table 256: The next questions ask about your opinions of the information you saw or heard. If you have seen or heard more than one ad, please think about your favorite ad when answering these questions. Seeing or hearing this information about underage drinking made me want to stop or decrease my drinking.










Response	6	8	10	12	Total	
NO!	28.5	13.9	14.4	15.6	17.6	
no	4.0	11.9	27.1	30.6	18.3	
yes	6.6	13.9	23.4	26.5	17.6	
YES!	23.8	29.7	13.3	6.8	19.0	
I have not seen or heard any ads about underage drinking in the past 12 months.	37.1	30.7	21.8	20.4	27.5	
N of Valid	151	202	188	147	688	
N of Miss	90	47	34	20	191	

Table 257: How honest were you in filling out this survey?

Response	6	8	10	12	Total	
I was very honest	90.1	81.4	70.9	82.1	81.1	
I was honest pretty much of the time	9.9	16.3	24.6	15.4	16.6	
I was honest some of the time	0.0	1.9	3.5	1.3	1.7	
I was honest once in a while	0.0	0.5	1.0	1.3	0.6	
I was not honest at all	0.0	0.0	0.0	0.0	0.0	
N of Valid	203	215	199	156	773	
N of Miss	38	34	23	11	106	