

2012 APNA

Arkansas Prevention Needs Assessment Student Survey



Carroll County Tables

Arkansas Department of Human Services
Division of Behavioral Health Services
Prevention Services

Conducted by International Survey Associates dba Pride Surveys

Contents

1	INTRODUCTION	10
2	PERCENTAGE TABLES	15

List of Tables

1	Sex	16
2	Age	16
3	Are you Hispanic or Latino?	16
4	What is your race? Black or African American	17
5	What is your race? Asian	17
6	What is your race? American Indian	17
7	What is your race? Alaska Native	17
8	What is your race? White	18
9	What is your race? Native Hawaiian or Other Pacific Islander	18
10	What is your race? Other	18
11	What is the highest level of schooling completed by your mother or father?	19
12	Think of where you live most of the time. Which of the following people live there with you? Mother	19
13	Think of where you live most of the time. Which of the following people live there with you? Stepmother	19
14	Think of where you live most of the time. Which of the following people live there with you? Foster Mother	20
15	Think of where you live most of the time. Which of the following people live there with you? Grandmother	20
16	Think of where you live most of the time. Which of the following people live there with you? Aunt	20
17	Think of where you live most of the time. Which of the following people live there with you? Father	20
18	Think of where you live most of the time. Which of the following people live there with you? Stepfather	21
19	Think of where you live most of the time. Which of the following people live there with you? Foster Father	21
20	Think of where you live most of the time. Which of the following people live there with you? Grandfather	21
21	Think of where you live most of the time. Which of the following people live there with you? Uncle	21
22	Think of where you live most of the time. Which of the following people live there with you? Other Adults	22
23	Think of where you live most of the time. Which of the following people live there with you? Brother(s)	22
24	Think of where you live most of the time. Which of the following people live there with you? Stepbrother(s)	22
25	Think of where you live most of the time. Which of the following people live there with you? Sister(s)	22
26	Think of where you live most of the time. Which of the following people live there with you? Stepsister(s)	23

27	Think of where you live most of the time. Which of the following people live there with you? Other Children	23
28	In my school, students have lots of chances to help decide things like class activities and rules.	23
29	Teachers ask me to work on special classroom projects.	23
30	My teacher(s) notices when I am doing a good job and lets me know about it.	24
31	There are lots of chances for students in my school to get involved in sports, clubs, and other school activities outside of class.	24
32	There are lots of chances for students in my school to talk with a teacher one-on-one.	24
33	I feel safe at my school.	25
34	The school lets my parents know when I have done something well.	25
35	My teachers praise me when I work hard in school.	25
36	Are your school grades better than the grades of most students in your class?	26
37	I have lots of chances to be part of class discussions or activities.	26
38	Now thinking back over the past year in school, how often did you: enjoy being in school?	26
39	Now thinking back over the past year in school, how often did you: hate being in school?	27
40	Now thinking back over the past year in school, how often did you: try to do your best work in school?	27
41	How often do you feel that the school work you are assigned is meaningful and important?	27
42	Putting them all together, what were your grades like last year?	28
43	How important do you think the things you are learning in school are going to be for your later life?	28
44	How interesting are most of your courses to you?	28
45	During the LAST FOUR WEEKS how many whole days of school have you missed because you skipped or 'cut'?	29
46	What are the chances you would be seen as cool if you: smoked cigarettes?	29
47	What are the chances you would be seen as cool if you: worked hard at school?	29
48	What are the chances you would be seen as cool if you: began drinking alcoholic beverages regularly, that is, at least once or twice a month?	30
49	What are the chances you would be seen as cool if you: defended someone who was being verbally abused at school?	30
50	What are the chances you would be seen as cool if you: smoked marijuana?	30
51	What are the chances you would be seen as cool if you: carried a handgun?	31

52	Think of your four best friends (the friends you feel closest to). In the past year (12 months), how many of your best friends have: participated in clubs, organizations or activities at school?	31
53	Think of your four best friends (the friends you feel closest to). In the past year (12 months), how many of your best friends have: smoked cigarettes?	31
54	Think of your four best friends (the friends you feel closest to). In the past year (12 months), how many of your best friends have: tried beer, wine or hard liquor (for example, vodka, whiskey, or gin) when their parents didn't know about it?	32
55	Think of your four best friends (the friends you feel closest to). In the past year (12 months), how many of your best friends have: made a commitment to stay drug-free?	32
56	Think of your four best friends (the friends you feel closest to). In the past year (12 months), how many of your best friends have: used marijuana?	32
57	Think of your four best friends (the friends you feel closest to). In the past year (12 months), how many of your best friends have: used prescription drugs or non-prescription drugs for the purposes of getting high?	33
58	Think of your four best friends (the friends you feel closest to). In the past year (12 months), how many of your best friends have: used synthetic marijuana (K2, spice) or bath salts?	33
59	Think of your four best friends (the friends you feel closest to). In the past year (12 months), how many of your best friends have: used LSD, cocaine, amphetamines, or other illegal drugs?	33
60	Think of your four best friends (the friends you feel closest to). In the past year (12 months), how many of your best friends have: tried to do well in school?	34
61	Think of your four best friends (the friends you feel closest to). In the past year (12 months), how many of your best friends have: been suspended from school?	34
62	Think of your four best friends (the friends you feel closest to). In the past year (12 months), how many of your best friends have: liked school?	34
63	Think of your four best friends (the friends you feel closest to). In the past year (12 months), how many of your best friends have: carried a handgun?	35
64	Think of your four best friends (the friends you feel closest to). In the past year (12 months), how many of your best friends have: sold illegal drugs?	35
65	Think of your four best friends (the friends you feel closest to). In the past year (12 months), how many of your best friends have: regularly attended religious services?	35

66	Think of your four best friends (the friends you feel closest to). In the past year (12 months), how many of your best friends have: stolen or tried to steal a motor vehicle such as a car or motorcycle?	36
67	Think of your four best friends (the friends you feel closest to). In the past year (12 months), how many of your best friends have: been arrested?	36
68	Think of your four best friends (the friends you feel closest to). In the past year (12 months), how many of your best friends have: dropped out of school?	36
69	Think of your four best friends (the friends you feel closest to). In the past year (12 months), how many of your best friends have: been members of a gang?	37
70	How old were you when you first: smoked marijuana?	37
71	How old were you when you first: smoked a cigarette, even just a puff?	38
72	How old were you when you first: had more than a sip or two of beer, wine or hard liquor (for example, vodka, whiskey, or gin)?	38
73	How old were you when you first: began drinking alcoholic beverages regularly, that is, at least once or twice a month?	39
74	How old were you when you first: used Daztrex?	39
75	How old were you when you first: got suspended from school?	40
76	How old were you when you first: got arrested?	40
77	How old were you when you first: carried a handgun?	41
78	How old were you when you first: attacked someone with the idea of seriously hurting them?	41
79	How old were you when you first: belonged to a gang?	42
80	How wrong do you think it is for someone your age to: take a handgun to school?	42
81	How wrong do you think it is for someone your age to: steal anything worth more than \$5?	42
82	How wrong do you think it is for someone your age to: pick a fight with someone?	43
83	How wrong do you think it is for someone your age to: attack someone with the idea of seriously hurting them?	43
84	How wrong do you think it is for someone your age to: stay away from school all day when their parents think they are at school?	43
85	How wrong do you think it is for someone your age to: drink beer, wine or hard liquor (for example, vodka, whiskey, or gin) regularly?	44
86	How wrong do you think it is for someone your age to: smoke cigarettes?	44
87	How wrong do you think it is for someone your age to: smoke marijuana?	44
88	How wrong do you think it is for someone your age to: use prescription drugs or non-prescription drugs for the purpose of getting high?	45

89	How wrong do you think it is for someone your age to: use synthetic marijuana (K2, spice) or bath salts?	45
90	How wrong do you think it is for someone your age to: use LSD, cocaine, amphetamines or another illegal drug?	45
91	At school during the past 12 months, did you receive help from the resource teacher, speech therapist or other special education teacher?	46
92	How many times in the past year (12 months) have you: been suspended from school?	46
93	How many times in the past year (12 months) have you: carried a handgun?	46
94	How many times in the past year (12 months) have you: sold illegal drugs?	47
95	How many times in the past year (12 months) have you: stolen or tried to steal a motor vehicle such as a car or motorcycle?	47
96	How many times in the past year (12 months) have you: participated in clubs, organizations or activities at school?	48
97	How many times in the past year (12 months) have you: been arrested?	48
98	How many times in the past year (12 months) have you: attacked someone with the idea of seriously hurting them?	49
99	How many times in the past year (12 months) have you: been drunk or high at school?	49
100	How many times in the past year (12 months) have you: taken a handgun to school?	50
101	Are you currently on probation, or assigned a probation officer with Juvenile Court?	50
102	Have you ever belonged to a gang?	50
103	If you have ever belonged to a gang, did that gang have a name?	51
104	You are at a party at someone's house, and one of your friends offers you a drink containing alcohol. What would you say or do?	51
105	How often do you attend religious services or activities?	51
106	I think sometimes it's okay to cheat at school.	52
107	It is important to think before you act.	52
108	Sometimes I think that life is not worth it.	52
109	At times I think I am no good at all.	53
110	All in all, I am inclined to think that I am a failure.	53
111	In the past year, have you felt depressed or sad MOST days, even if you felt okay sometimes?	53
112	It is all right to beat up people if they start the fight.	54
113	I think it is okay to take something without asking if you can get away with it.	54
114	Where do you get the most information about living a drug and alcohol free life? Parents/guardians	54
115	Where do you get the most information about living a drug and alcohol free life? Friends	55

116	Where do you get the most information about living a drug and alcohol free life? Family members	55
117	Where do you get the most information about living a drug and alcohol free life? School	55
118	Where do you get the most information about living a drug and alcohol free life? Internet	56
119	Where do you get the most information about living a drug and alcohol free life? TV	56
120	Where do you get the most information about living a drug and alcohol free life? Social media	56
121	How much do you think people risk harming themselves (physically or in other ways) if they: smoked one or more packs of cigarettes per day?	57
122	How much do you think people risk harming themselves (physically or in other ways) if they: try marijuana once or twice?	57
123	How much do you think people risk harming themselves (physically or in other ways) if they: smoke marijuana once or twice a week?	57
124	How much do you think people risk harming themselves (physically or in other ways) if they: take one or two drinks of an alcoholic beverage (beer, wine, liquor) nearly every day?	58
125	How much do you think people risk harming themselves (physically or in other ways) if they: have five or more drinks of an alcoholic beverage once or twice each weekend?	58
126	How much do you think people risk harming themselves (physically or in other ways) if they: use prescription drugs that are not prescribed to them?	58
127	How much do you think people risk harming themselves (physically or in other ways) if they: use non-prescription drugs to get high?	59
128	Have you ever used smokeless tobacco (chew, snuff, plug, dipping tobacco, or chewing tobacco)?	59
129	How often have you taken smokeless tobacco during the past 30 days?	59
130	Have you ever smoked cigarettes?	60
131	How frequently have you smoked cigarettes during the past 30 days?	60
132	Which statement best describes rules about smoking inside your home?	60
133	Which statement best describes rules about smoking in your family cars?	61
134	During this school year, were you taught in any of your classes about the dangers of tobacco use?	61
135	During the past 12 months, have you participated in any community activities to discourage people your age from using cigarettes, chewing tobacco, snuff, dip or cigars?	61
136	Think back over the last two weeks. How many times have you had five or more alcoholic drinks in a row?	62

137	During the past 30 days, how many times did you ride in a car or other vehicle driven by someone who had been drinking alcohol or using drugs to get high?	62
138	During the past 30 days, how many times did you drive a car or other vehicle when you had been drinking alcohol or using drugs to get high?	62
139	If you drank alcohol (not just a sip or taste) in the past year, how did you usually get it?	63
140	If you drank alcohol (not just a sip or taste) in the past year, where did you usually drink it?	63
141	How do you feel about someone your age having one or two drinks of an alcoholic beverage nearly every day?	64
142	On how many occasions have you had alcoholic beverages (beer, wine or hard liquor) to drink in your lifetime - more than just a few sips?	64
143	On how many occasions have you drunk one of more drinks of an alcoholic beverage during the past 30 days?	64
144	On how many occasions have you used marijuana (grass, pot) or hashish (hash, hash oil) in your lifetime?	65
145	On how many occasions have you used marijuana (grass, pot) or hashish (hash, hash oil) during the past 30 days?	65
146	On how many occasions have you used LSD or other psychedelics in your lifetime?	65
147	On how many occasions have you used LSD or other psychedelics during the past 30 days?	66
148	On how many occasions have you used cocaine or crack in your lifetime?	66
149	On how many occasions have you used cocaine or crack during the past 30 days?	66
150	On how many occasions have you sniffed glue, breathed the contents of an aerosol spray can, or inhaled other gases or sprays, in order to get high in your lifetime?	67
151	On how many occasions have you sniffed glue, breathed the contents of an aerosol spray can, or inhaled other gases or sprays, in order to get high during the past 30 days?	67
152	On how many occasions have you used Daztrex in your lifetime?	68
153	On how many occasions have you used Daztrex during the past 30 days?	68
154	On how many occasions have you used synthetic marijuana in your lifetime?	68
155	On how many occasions have you used synthetic marijuana during the past 30 days?	69
156	On how many occasions have you used methamphetamines (meth, speed, crank, crystal meth) in your lifetime?	69

157	On how many occasions have you used methamphetamines (meth, speed, crank, crystal meth) in the past 30 days?	69
158	On how many occasions have you used other chemical products (bath salts, plant food, etc.) in your lifetime?	70
159	On how many occasions have you used other chemical products (bath salts, plant food, etc.) during the past 30 days?	70
160	On how many occasions have you used heroin or other opiates in your lifetime?	70
161	On how many occasions have you used heroin or other opiates during the past 30 days?	71
162	On how many occasions have you used MDMA ('X', 'E', or ecstasy) in your lifetime?	71
163	On how many occasions have you used MDMA ('X', 'E', or ecstasy) during the past 30 days?	71
164	On how many occasions have you taken prescription drugs (such as Valium, Xanax, Ritalin, Adderall, OxyContin, Darvocet, or sleeping pills) not prescribed to you in your lifetime?	72
165	On how many occasions have you taken prescription drugs (such as Valium, Xanax, Ritalin, Adderall, OxyContin, Darvocet, or sleeping pills) not prescribed to you during the past 30 days?	72
166	On how many occasions have you taken non-prescription medicines such as diet pills (for example, Dietac, Dexatrim or Prolamine), stay-awake pills (for example No-Doz, Vivarin, or Wake), or cough or cold medicines (robos, DXM, etc.) to get high in your lifetime?	73
167	On how many occasions have you taken non-prescription medicines such as diet pills (for example, Dietac, Dexatrim or Prolamine), stay-awake pills (for example No-Doz, Vivarin, or Wake), or cough or cold medicines (robos, DXM, etc.) to get high during the past 30 days?	73
168	On how many occasions have you been drunk or very high from drinking alcoholic beverages during the past 30 days?	74
169	On how many occasions have you drunk flavored alcoholic beverages, sometimes called 'alcopops' (like Mike's Hard Lemonade, Smirnoff Ice, Bacardi Breezers, etc.) in your lifetime?	74
170	On how many occasions have you drunk flavored alcoholic beverages, sometimes called 'alcopops' (like Mike's Hard Lemonade, Smirnoff Ice, Bacardi Breezers, etc.) during the past 30 days?	75
171	If you used prescription drugs or over the counter drugs without a doctor telling you to use it or for the purpose of getting high, where did you get these drugs?	75
172	During the last month, about how many marijuana cigarettes, or the equivalent, did you smoke a day, on the average?	76
173	How wrong do your friends feel it would be for YOU to: drink alcohol?	76
174	How wrong do your friends feel it would be for YOU to: smoke tobacco?	76

175	How wrong do your friends feel it would be for YOU to: smoke marijuana?	77
176	How wrong do your friends feel it would be for YOU to: use prescription drugs not prescribed to you	77
177	How wrong would most adults (over 21) in your neighborhood think it is for kids your age: to use marijuana?	77
178	How wrong would most adults (over 21) in your neighborhood think it is for kids your age: to drink alcohol?	78
179	How wrong would most adults (over 21) in your neighborhood think it is for kids your age: to smoke cigarettes?	78
180	How much do each of the following statements describe your neighborhood? crime and/or drug selling	78
181	How much do each of the following statements describe your neighborhood? fights	79
182	How much do each of the following statements describe your neighborhood? lots of empty or abandoned buildings	79
183	How much do each of the following statements describe your neighborhood? lots of graffiti	79
184	I feel safe in my neighborhood.	80
185	If a kid smoked marijuana in your neighborhood would he or she be caught by the police?	80
186	If a kid drank some beer, wine or hard liquor (for example, vodka, whiskey, or gin) in your neighborhood would he or she be caught by the police?	80
187	If a kid carried a handgun in your neighborhood would he or she be caught by the police?	81
188	If you wanted to get some cigarettes, how easy would it be for you to get some?	81
189	If you wanted to get some beer, wine or hard liquor (for example, vodka, whiskey, or gin), how easy would it be for you to get some?	81
190	If you wanted to get a drug like cocaine, LSD, or amphetamines, how easy would it be for you to get some?	82
191	If you wanted to get a handgun, how easy would it be for you to get one?	82
192	If you wanted to get some marijuana, how easy would it be for you to get some?	82
193	If you wanted to get prescription drugs for the purpose of getting high, how easy would it be for you to get some?	83
194	If you wanted to get synthetic marijuana such as K2 or chemical products such as bath salts to get high, how easy would it be for you to get some?	83
195	If you wanted to get steroids to enhance athletic performance, how easy would it be for you to get some?	83

196	During the past 12 months, have you participated in any alcohol prevention programs or seen any alcohol prevention messages in your school or community? Yes, a school-based program focused on preventing underage drinking and/or drinking and driving. . . .	84
197	During the past 12 months, have you participated in any alcohol prevention programs or seen any alcohol prevention messages in your school or community? Yes, a community-based program focused on preventing underage drinking and/or drinking and driving (for example, through your church or temple or through youth groups like Boys and Girls Club or 4-H). . . .	84
198	During the past 12 months, have you participated in any alcohol prevention programs or seen any alcohol prevention messages in your school or community? Yes, a media campaign addressing underage drinking and/or drinking and driving (for example, newspaper ads, posters, pamphlets, radio, TV). . . .	84
199	During the past 12 months, have you participated in any alcohol prevention programs or seen any alcohol prevention messages in your school or community? No	84
200	How wrong do your parents feel it would be for YOU to: drink beer, wine or hard liquor (for example, vodka, whiskey or gin) regularly? .	85
201	How wrong do your parents feel it would be for YOU to: smoke tobacco?	85
202	How wrong do your parents feel it would be for YOU to: smoke marijuana?	85
203	How wrong do your parents feel it would be for YOU to: use prescription drugs not prescribed to you?	86
204	How wrong do your parents feel it would be for YOU to: steal something worth more than \$5?	86
205	How wrong do your parents feel it would be for YOU to: draw graffiti, write things, or draw pictures on buildings or other property (without the owner's permission)?	86
206	How wrong do your parents feel it would be for YOU to: pick a fight with someone?	87
207	During the past 12 months, have you talked with at least one of your parents about the dangers of underage drinking and/or drinking and driving? By parents, we mean either your biological parents, adoptive parents, stepparents, or adult guardians - whether or not they live with you. . . .	87
208	The rules in my family are clear. . . .	87
209	People in my family often insult or yell at each other. . . .	88
210	When I am not at home, one of my parents knows where I am and who I am with. . . .	88
211	We argue about the same things in my family over and over. . . .	88

212	If you drank some beer or wine or liquor (for example, vodka, whiskey, or gin) without your parents' permission, would you be caught by your parents?	89
213	My family has clear rules about alcohol and drug use. . . .	89
214	If you carried a handgun without your parents' permission, would you be caught by your parents?	89
215	If you skipped school would you be caught by your parents?	90
216	My parents ask if I've gotten my homework done. . . .	90
217	People in my family have serious arguments. . . .	90
218	Would your parents know if you did not come home on time?	91
219	Have any of your brothers or sisters ever: drunk beer, wine or hard liquor (for example, vodka, whiskey or gin)?	91
220	Have any of your brothers or sisters ever: smoked marijuana?	91
221	Have any of your brothers or sisters ever: smoked cigarettes?	91
222	Have any of your brothers or sisters ever: taken a handgun to school? .	92
223	Have any of your brothers or sisters ever: been suspended or expelled from school?	92
224	Have you changed homes in the past year (the last 12 months)? . . .	92
225	How many times have you changed homes since kindergarten?	92
226	Have you changed schools (including changing from elementary to middle and middle to high school) in the past year?	93
227	How many times have you changed schools since kindergarten (including changing from elementary to middle and middle to high school)?	93
228	Has anyone in your family ever had severe alcohol or drug problems? .	93
229	About how many adults (over 21) have you known personally who in the past year have: used marijuana, crack, cocaine, or other drugs? .	94
230	About how many adults (over 21) have you known personally who in the past year have: sold or dealt drugs?	94
231	About how many adults (over 21) have you known personally who in the past year have: done other things that could get them in trouble with the police, like stealing, selling stolen goods, mugging or assaulting others, etc.?	94
232	About how many adults (over 21) have you known personally who in the past year have: gotten drunk or high?	95
233	Have you seen or heard information about underage drinking in the past 12 months from the following sources? Radio	95
234	Have you seen or heard information about underage drinking in the past 12 months from the following sources? TV. . . .	95
235	Have you seen or heard information about underage drinking in the past 12 months from the following sources? Print. This includes information on underage drinking you may have seen in the newspaper, on a billboard, in pamphlets, on stickers, etc. . . .	95

236	Have you seen or heard information about underage drinking in the past 12 months from the following sources? Website or social media? (Facebook, Myspace, website, etc.)	96
237	The next questions ask about your opinions of the information you saw or heard. If you have seen or heard more than one ad, please think about your favorite ad when answering these questions. The information about underage drinking that I saw or heard was convincing.	96
238	The next questions ask about your opinions of the information you saw or heard. If you have seen or heard more than one ad, please think about your favorite ad when answering these questions. The information about underage drinking that I saw or heard grabbed my attention.	96
239	The next questions ask about your opinions of the information you saw or heard. If you have seen or heard more than one ad, please think about your favorite ad when answering these questions. The information about underage drinking that I saw or heard said something important to me.	97
240	The next questions ask about your opinions of the information you saw or heard. If you have seen or heard more than one ad, please think about your favorite ad when answering these questions. Seeing or hearing this information about underage drinking made me want to stop or decrease my drinking.	97
241	How honest were you in filling out this survey?	97

List of Figures

1	Grade Chart	11
2	Gender Chart	12
3	Age Chart	13
4	Ethnic Origin Chart	14

1 INTRODUCTION

This report was generated from data collected on the *2012 Arkansas Prevention Needs Assessment Student Survey*. This report contains basic frequency tables of all data collected and graphs on the selected demographic variables of grade, gender, age and ethnic origin. The graph on ethnic origin is represented as a bar chart rather than as a pie chart. This is because students were allowed to mark more than one response for ethnic origin as opposed to being allowed to mark only one response. The bars represent the percent of students who marked each of the ethnic categories.

Questions regarding the information found in this report can be directed to:

Pride Surveys

160 Vanderbilt Court
Bowling Green, KY 42103
1-800-279-6361
www.pridesurveys.com

Grade Chart

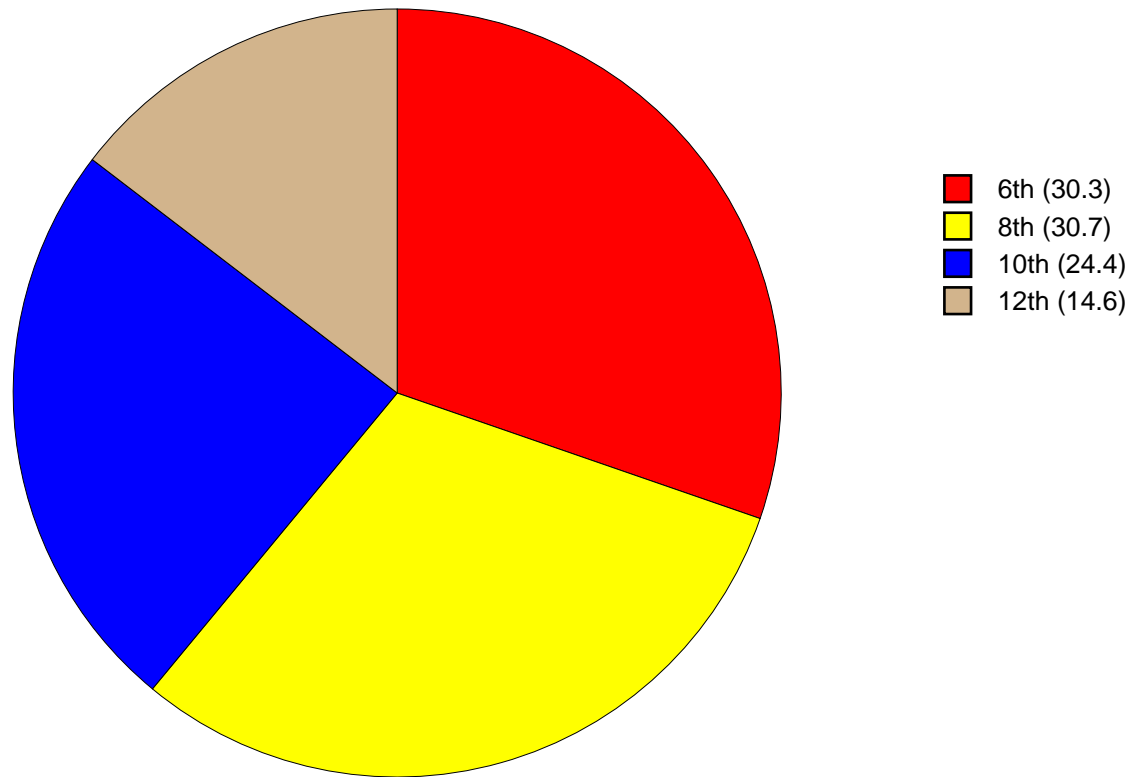


Figure 1: Grade Chart

Gender Chart

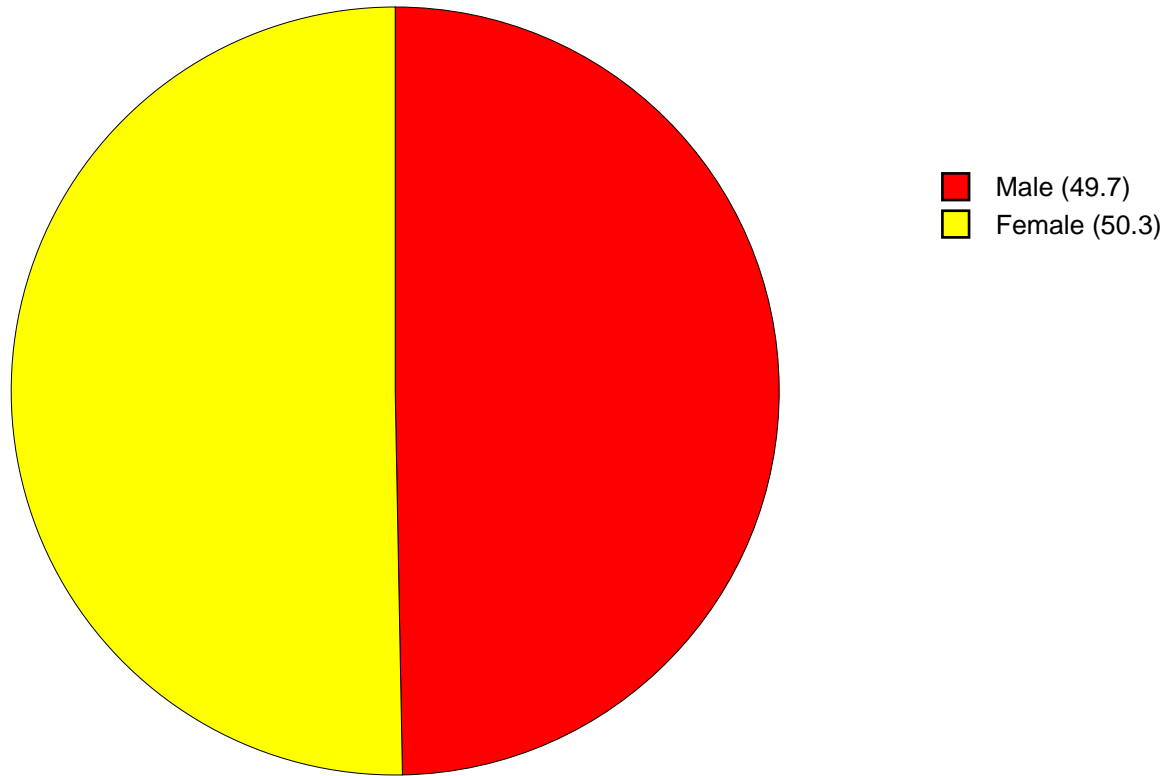


Figure 2: Gender Chart

Age Chart

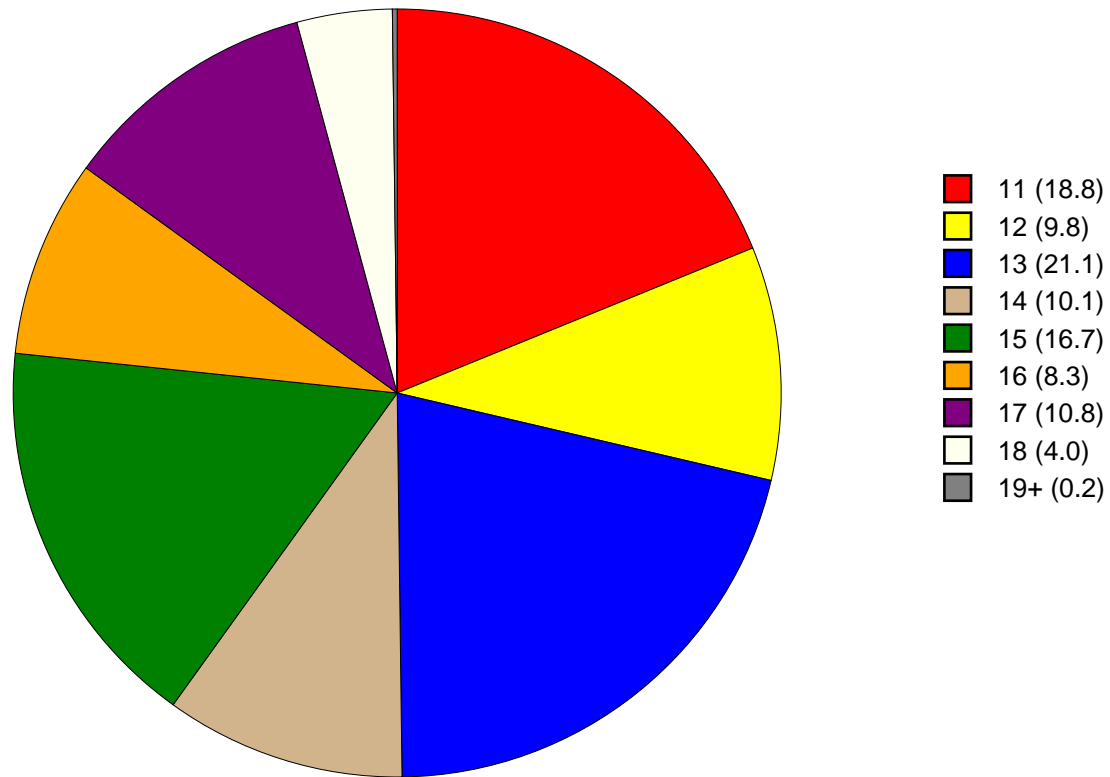


Figure 3: Age Chart

Ethnic Origin Chart

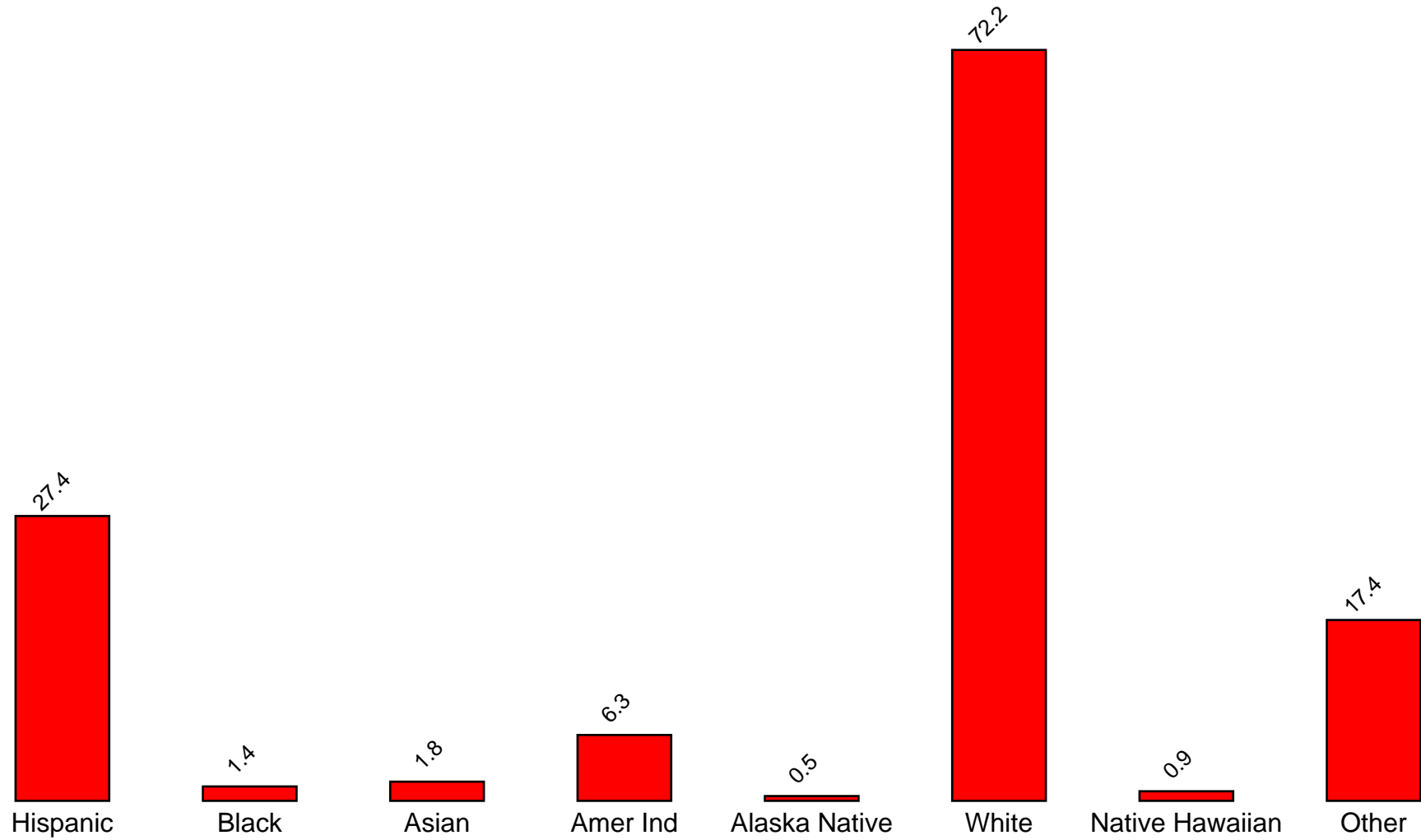


Figure 4: Ethnic Origin Chart

2 PERCENTAGE TABLES

The following tables contain frequency distribution detailing how your students responded to each question on the survey. The tables appear in the same order as the questions on the survey. The tables include breakdowns by grade level as well as overall percentages. The *N of Valid* row is a frequency count of the number of valid responses to each question for each grade and overall. The *N of Miss* row is a frequency count of the number of invalid (marked more than one response) or missing (i.e. did not respond) responses to each question for each grade and overall.

For the questions that allowed more than one response (i.e. race, live with, etc.) each response becomes a separate table. If a student did not mark the response, that was counted as a NO response, and if they did mark the response, that was counted as a YES response. Since a non response is a valid response for these questions, the *N of Miss* will always be zero for these questions.

Table 1: Sex



Response	6	8	10	12	Total	
Male	53.4	53.4	44.8	42.1	49.7	
Female	46.6	46.6	55.2	57.9	50.3	
N of Valid	262	266	212	126	866	
N of Miss	1	1	0	1	3	

Table 2: Age










Response	6	8	10	12	Total	
10 or younger	0.0	0.0	0.0	0.0	0.0	
11	62.2	0.0	0.0	0.0	18.8	
12	32.4	0.0	0.0	0.0	9.8	
13	5.3	63.3	0.0	0.0	21.1	
14	0.0	33.0	0.0	0.0	10.1	
15	0.0	3.4	64.2	0.0	16.7	
16	0.0	0.4	33.5	0.0	8.3	
17	0.0	0.0	2.4	70.6	10.8	
18	0.0	0.0	0.0	27.8	4.0	
19 or older	0.0	0.0	0.0	1.6	0.2	
N of Valid	262	267	212	126	867	
N of Miss	1	0	0	1	2	

Table 3: Are you Hispanic or Latino?



Response	6	8	10	12	Total	
No	71.9	73.0	69.2	79.2	72.6	
Yes	28.1	27.0	30.8	20.8	27.4	
N of Valid	256	263	211	125	855	
N of Miss	7	4	1	2	14	

Table 4: What is your race? Black or African American



Response	6	8	10	12	Total	
No	98.5	98.1	99.5	98.4	98.6	
Yes	1.5	1.9	0.5	1.6	1.4	
N of Valid	263	267	212	127	869	
N of Miss	0	0	0	0	0	

Table 5: What is your race? Asian



Response	6	8	10	12	Total	
No	97.7	98.1	100.0	96.1	98.2	
Yes	2.3	1.9	0.0	3.9	1.8	
N of Valid	263	267	212	127	869	
N of Miss	0	0	0	0	0	

Table 6: What is your race? American Indian



Response	6	8	10	12	Total	
No	92.8	92.9	93.9	96.9	93.7	
Yes	7.2	7.1	6.1	3.1	6.3	
N of Valid	263	267	212	127	869	
N of Miss	0	0	0	0	0	

Table 7: What is your race? Alaska Native



Response	6	8	10	12	Total	
No	99.6	99.3	99.5	100.0	99.5	
Yes	0.4	0.7	0.5	0.0	0.5	
N of Valid	263	267	212	127	869	
N of Miss	0	0	0	0	0	

Table 8: What is your race? White



Response	6	8	10	12	Total	
No	31.9	26.2	28.3	22.0	27.8	
Yes	68.1	73.8	71.7	78.0	72.2	
N of Valid	263	267	212	127	869	
N of Miss	0	0	0	0	0	

Table 9: What is your race? Native Hawaiian or Other Pacific Islander



Response	6	8	10	12	Total	
No	99.2	98.5	99.1	100.0	99.1	
Yes	0.8	1.5	0.9	0.0	0.9	
N of Valid	263	267	212	127	869	
N of Miss	0	0	0	0	0	

Table 10: What is your race? Other



Response	6	8	10	12	Total	
No	81.4	81.3	83.0	87.4	82.6	
Yes	18.6	18.7	17.0	12.6	17.4	
N of Valid	263	267	212	127	869	
N of Miss	0	0	0	0	0	

Table 11: What is the highest level of schooling completed by your mother or father?









Response	6	8	10	12	Total	
Completed grade school or less	2.4	4.5	4.2	5.6	4.0	
Some high school	7.1	9.1	9.9	12.7	9.2	
Completed high school	14.9	19.6	25.9	24.6	20.5	
Some college	18.0	14.3	20.3	23.0	18.2	
Completed college	16.1	22.6	18.4	21.4	19.5	
Graduate or professional school after college	5.9	5.7	4.7	6.3	5.6	
Don't know	34.9	21.9	15.6	4.0	21.6	
Does not apply	0.8	2.3	0.9	2.4	1.5	
N of Valid	255	265	212	126	858	
N of Miss	8	2	0	1	11	

Table 12: Think of where you live most of the time. Which of the following people live there with you? Mother



Response	6	8	10	12	Total	
No	13.7	13.9	14.6	15.0	14.2	
Yes	86.3	86.1	85.4	85.0	85.8	
N of Valid	263	267	212	127	869	
N of Miss	0	0	0	0	0	

Table 13: Think of where you live most of the time. Which of the following people live there with you? Stepmother



Response	6	8	10	12	Total	
No	95.8	94.4	92.5	96.1	94.6	
Yes	4.2	5.6	7.5	3.9	5.4	
N of Valid	263	267	212	127	869	
N of Miss	0	0	0	0	0	

Table 14: Think of where you live most of the time. Which of the following people live there with you? Foster Mother



Response	6	8	10	12	Total	
No	99.6	99.6	99.5	100.0	99.7	
Yes	0.4	0.4	0.5	0.0	0.3	
N of Valid	263	267	212	127	869	
N of Miss	0	0	0	0	0	

Table 15: Think of where you live most of the time. Which of the following people live there with you? Grandmother



Response	6	8	10	12	Total	
No	86.7	91.8	88.7	89.0	89.1	
Yes	13.3	8.2	11.3	11.0	10.9	
N of Valid	263	267	212	127	869	
N of Miss	0	0	0	0	0	

Table 16: Think of where you live most of the time. Which of the following people live there with you? Aunt



Response	6	8	10	12	Total	
No	95.1	96.6	95.3	97.6	96.0	
Yes	4.9	3.4	4.7	2.4	4.0	
N of Valid	263	267	212	127	869	
N of Miss	0	0	0	0	0	

Table 17: Think of where you live most of the time. Which of the following people live there with you? Father



Response	6	8	10	12	Total	
No	39.5	37.5	42.5	50.4	41.2	
Yes	60.5	62.5	57.5	49.6	58.8	
N of Valid	263	267	212	127	869	
N of Miss	0	0	0	0	0	

Table 18: Think of where you live most of the time. Which of the following people live there with you? Stepfather



Response	6	8	10	12	Total	
No	84.8	83.1	85.4	84.3	84.3	
Yes	15.2	16.9	14.6	15.7	15.7	
N of Valid	263	267	212	127	869	
N of Miss	0	0	0	0	0	

Table 19: Think of where you live most of the time. Which of the following people live there with you? Foster Father



Response	6	8	10	12	Total	
No	100.0	100.0	99.5	100.0	99.9	
Yes	0.0	0.0	0.5	0.0	0.1	
N of Valid	263	267	212	127	869	
N of Miss	0	0	0	0	0	

Table 20: Think of where you live most of the time. Which of the following people live there with you? Grandfather



Response	6	8	10	12	Total	
No	93.2	94.8	94.3	92.1	93.8	
Yes	6.8	5.2	5.7	7.9	6.2	
N of Valid	263	267	212	127	869	
N of Miss	0	0	0	0	0	

Table 21: Think of where you live most of the time. Which of the following people live there with you? Uncle



Response	6	8	10	12	Total	
No	93.5	96.3	97.6	99.2	96.2	
Yes	6.5	3.7	2.4	0.8	3.8	
N of Valid	263	267	212	127	869	
N of Miss	0	0	0	0	0	

Table 22: Think of where you live most of the time. Which of the following people live there with you? Other Adults



Response	6	8	10	12	Total	
No	97.7	97.8	97.6	95.3	97.4	
Yes	2.3	2.2	2.4	4.7	2.6	
N of Valid	263	267	212	127	869	
N of Miss	0	0	0	0	0	

Table 23: Think of where you live most of the time. Which of the following people live there with you? Brother(s)



Response	6	8	10	12	Total	
No	52.9	48.7	47.6	55.1	50.6	
Yes	47.1	51.3	52.4	44.9	49.4	
N of Valid	263	267	212	127	869	
N of Miss	0	0	0	0	0	

Table 24: Think of where you live most of the time. Which of the following people live there with you? Stepbrother(s)



Response	6	8	10	12	Total	
No	92.4	94.0	97.2	98.4	94.9	
Yes	7.6	6.0	2.8	1.6	5.1	
N of Valid	263	267	212	127	869	
N of Miss	0	0	0	0	0	

Table 25: Think of where you live most of the time. Which of the following people live there with you? Sister(s)



Response	6	8	10	12	Total	
No	50.2	56.9	54.2	54.3	53.9	
Yes	49.8	43.1	45.8	45.7	46.1	
N of Valid	263	267	212	127	869	
N of Miss	0	0	0	0	0	

Table 26: Think of where you live most of the time. Which of the following people live there with you? Stepsister(s)

Response	6	8	10	12	Total	
No	93.9	95.5	96.2	94.5	95.1	
Yes	6.1	4.5	3.8	5.5	4.9	
N of Valid	263	267	212	127	869	
N of Miss	0	0	0	0	0	

Table 27: Think of where you live most of the time. Which of the following people live there with you? Other Children

Response	6	8	10	12	Total	
No	97.7	95.5	92.9	93.7	95.3	
Yes	2.3	4.5	7.1	6.3	4.7	
N of Valid	263	267	212	127	869	
N of Miss	0	0	0	0	0	

Table 28: In my school, students have lots of chances to help decide things like class activities and rules.

Response	6	8	10	12	Total	
NO!	9.0	9.1	9.9	14.4	10.0	
no	40.6	45.8	38.2	34.4	40.7	
yes	44.9	42.0	46.2	40.8	43.8	
YES!	5.5	3.0	5.7	10.4	5.5	
N of Valid	256	264	212	125	857	
N of Miss	7	3	0	2	12	

Table 29: Teachers ask me to work on special classroom projects.

Response	6	8	10	12	Total	
NO!	6.7	7.2	9.5	7.2	7.6	
no	37.3	44.3	50.5	44.0	43.7	
yes	47.8	43.2	36.7	39.2	42.4	
YES!	8.2	5.3	3.3	9.6	6.3	
N of Valid	255	264	210	125	854	
N of Miss	8	3	2	2	15	

Table 30: My teacher(s) notices when I am doing a good job and lets me know about it.

Response	6	8	10	12	Total
NO!	2.3	8.0	5.7	1.6	4.8
no	16.8	22.7	27.1	15.2	20.9
yes	53.5	56.4	55.7	61.6	56.1
YES!	27.3	12.9	11.4	21.6	18.1
N of Valid	256	264	210	125	855
N of Miss	7	3	2	2	14

Table 31: There are lots of chances for students in my school to get involved in sports, clubs, and other school activities outside of class.

Response	6	8	10	12	Total
NO!	2.8	2.3	2.8	2.4	2.6
no	10.2	7.2	6.1	4.0	7.4
yes	37.0	41.4	41.5	50.4	41.5
YES!	50.0	49.0	49.5	43.2	48.6
N of Valid	254	263	212	125	854
N of Miss	9	4	0	2	15

Table 32: There are lots of chances for students in my school to talk with a teacher one-on-one.

Response	6	8	10	12	Total
NO!	4.8	3.4	3.8	2.4	3.8
no	18.7	23.0	21.8	12.0	19.8
yes	55.4	53.2	57.3	56.0	55.3
YES!	21.1	20.4	17.1	29.6	21.1
N of Valid	251	265	211	125	852
N of Miss	12	2	1	2	17

Table 33: I feel safe at my school.

Response	6	8	10	12	Total
NO!	4.0	5.3	4.8	4.0	4.6
no	6.4	9.1	11.1	6.5	8.4
yes	38.0	59.3	61.5	59.7	53.6
YES!	51.6	26.2	22.6	29.8	33.4
N of Valid	250	263	208	124	845
N of Miss	13	4	4	3	24

Table 34: The school lets my parents know when I have done something well.

Response	6	8	10	12	Total
NO!	8.8	12.6	15.6	12.8	12.3
no	30.1	42.5	57.3	52.8	44.1
yes	43.8	34.5	25.1	24.8	33.5
YES!	17.3	10.3	1.9	9.6	10.2
N of Valid	249	261	211	125	846
N of Miss	14	6	1	2	23

Table 35: My teachers praise me when I work hard in school.

Response	6	8	10	12	Total
NO!	8.4	11.7	12.4	8.1	10.4
no	32.0	44.2	43.8	36.3	39.3
yes	42.0	38.1	40.0	42.7	40.4
YES!	17.6	6.0	3.8	12.9	9.9
N of Valid	250	265	210	124	849
N of Miss	13	2	2	3	20

Table 36: Are your school grades better than the grades of most students in your class?

Response	6	8	10	12	Total
NO!	7.3	8.4	6.2	4.0	6.9
no	32.3	30.5	31.9	26.6	30.8
yes	44.0	45.4	48.6	46.0	45.9
YES!	16.5	15.6	13.3	23.4	16.5
N of Valid	248	262	210	124	844
N of Miss	15	5	2	3	25

Table 37: I have lots of chances to be part of class discussions or activities.

Response	6	8	10	12	Total
NO!	4.7	3.8	2.4	4.8	3.9
no	12.5	12.5	16.1	10.5	13.1
yes	57.6	63.9	63.5	58.1	61.1
YES!	25.1	19.8	18.0	26.6	21.9
N of Valid	255	263	211	124	853
N of Miss	8	4	1	3	16

Table 38: Now thinking back over the past year in school, how often did you: enjoy being in school?

Response	6	8	10	12	Total
Never	4.7	8.6	6.6	8.0	6.9
Seldom	7.0	10.5	10.9	11.2	9.7
Sometimes	40.9	39.5	48.3	40.0	42.1
Often	23.3	31.6	24.6	27.2	26.8
Almost always	24.1	9.8	9.5	13.6	14.6
N of Valid	257	266	211	125	859
N of Miss	6	1	1	2	10

Table 39: Now thinking back over the past year in school, how often did you: hate being in school?






Response	6	8	10	12	Total	
Never	21.6	6.0	4.7	11.4	11.1	
Seldom	22.7	30.1	21.8	19.5	24.3	
Sometimes	38.4	36.8	40.8	39.0	38.6	
Often	9.0	15.8	21.8	17.1	15.4	
Almost always	8.2	11.3	10.9	13.0	10.5	
N of Valid	255	266	211	123	855	
N of Miss	8	1	1	4	14	

Table 40: Now thinking back over the past year in school, how often did you: try to do your best work in school?






Response	6	8	10	12	Total	
Never	0.0	0.8	0.5	1.6	0.6	
Seldom	1.2	1.5	1.9	2.4	1.6	
Sometimes	8.6	13.6	12.4	13.6	11.8	
Often	19.6	33.0	41.0	41.6	32.2	
Almost always	70.6	51.1	44.3	40.8	53.7	
N of Valid	255	264	210	125	854	
N of Miss	8	3	2	2	15	

Table 41: How often do you feel that the school work you are assigned is meaningful and important?






Response	6	8	10	12	Total	
Never	5.6	5.3	8.5	7.3	6.4	
Seldom	6.7	19.2	24.1	23.4	17.3	
Sometimes	25.4	31.6	34.0	32.3	30.4	
Often	34.5	29.3	21.7	26.6	28.6	
Almost always	27.8	14.7	11.8	10.5	17.2	
N of Valid	252	266	212	124	854	
N of Miss	11	1	0	3	15	

Table 42: Putting them all together, what were your grades like last year?

Response	6	8	10	12	Total	
Mostly F's	1.2	0.8	1.9	0.0	1.1	
Mostly D's	3.3	2.0	4.3	2.5	3.0	
Mostly C's	17.4	21.3	22.4	19.7	20.2	
Mostly B's	41.1	42.7	34.8	40.2	39.8	
Mostly A's	36.9	33.2	36.7	37.7	35.8	
N of Valid	241	253	210	122	826	
N of Miss	22	14	2	5	43	

Table 43: How important do you think the things you are learning in school are going to be for your later life?

Response	6	8	10	12	Total	
Very important	60.5	26.3	20.8	11.2	32.9	
Quite important	16.4	33.1	24.5	21.6	24.3	
Fairly important	15.2	24.8	30.2	40.8	25.6	
Slightly important	6.6	13.2	18.9	20.8	13.7	
Not at all important	1.2	2.6	5.7	5.6	3.4	
N of Valid	256	266	212	125	859	
N of Miss	7	1	0	2	10	

Table 44: How interesting are most of your courses to you?

Response	6	8	10	12	Total	
Very interesting and stimulating	19.8	7.5	8.5	8.8	11.6	
Quite interesting	34.8	21.9	24.5	26.4	27.0	
Fairly interesting	36.4	50.6	42.9	42.4	43.3	
Slightly dull	6.3	15.5	16.5	16.8	13.2	
Very dull	2.8	4.5	7.5	5.6	4.9	
N of Valid	253	265	212	125	855	
N of Miss	10	2	0	2	14	

Table 45: During the LAST FOUR WEEKS how many whole days of school have you missed because you skipped or 'cut'?


Response	6	8	10	12	Total	
None	77.9	77.1	81.5	72.8	77.8	
1	8.0	10.2	7.6	12.0	9.1	
2	6.5	6.0	5.2	5.6	5.9	
3	3.4	3.0	0.9	3.2	2.7	
04/05/13	2.7	2.3	2.8	4.8	2.9	
06/10/13	1.1	0.8	1.4	0.8	1.0	
11 or more	0.4	0.8	0.5	0.8	0.6	
N of Valid	262	266	211	125	864	
N of Miss	1	1	1	2	5	

Table 46: What are the chances you would be seen as cool if you: smoked cigarettes?


Response	6	8	10	12	Total	
No or very little chance	87.3	71.6	61.6	66.7	73.2	
Little chance	6.9	15.5	21.3	17.1	14.6	
Some chance	3.5	9.8	10.4	10.6	8.2	
Pretty good chance	1.2	1.1	3.3	3.3	2.0	
Very good chance	1.2	1.9	3.3	2.4	2.1	
N of Valid	259	264	211	123	857	
N of Miss	4	3	1	4	12	

Table 47: What are the chances you would be seen as cool if you: worked hard at school?

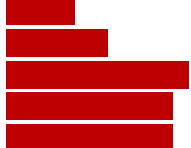
Response	6	8	10	12	Total	
No or very little chance	3.9	10.2	9.0	14.6	8.6	
Little chance	5.8	16.2	18.6	19.5	14.1	
Some chance	23.6	24.5	32.4	33.3	27.5	
Pretty good chance	23.6	29.4	24.8	17.9	24.9	
Very good chance	43.0	19.6	15.2	14.6	24.9	
N of Valid	258	265	210	123	856	
N of Miss	5	2	2	4	13	

Table 48: What are the chances you would be seen as cool if you: began drinking alcoholic beverages regularly, that is, at least once or twice a month?


Response	6	8	10	12	Total	
No or very little chance	83.7	62.1	42.0	44.7	61.1	
Little chance	8.6	16.3	20.8	13.8	14.7	
Some chance	3.1	14.4	17.9	20.3	12.7	
Pretty good chance	4.3	4.9	12.7	13.0	7.8	
Very good chance	0.4	2.3	6.6	8.1	3.6	
N of Valid	257	264	212	123	856	
N of Miss	6	3	0	4	13	

Table 49: What are the chances you would be seen as cool if you: defended someone who was being verbally abused at school?


Response	6	8	10	12	Total	
No or very little chance	14.1	10.2	12.3	12.2	12.2	
Little chance	7.8	12.4	15.2	11.4	11.6	
Some chance	17.6	21.8	30.3	34.1	24.4	
Pretty good chance	24.7	26.7	24.6	23.6	25.1	
Very good chance	35.7	28.9	17.5	18.7	26.7	
N of Valid	255	266	211	123	855	
N of Miss	8	1	1	4	14	

Table 50: What are the chances you would be seen as cool if you: smoked marijuana?


Response	6	8	10	12	Total	
No or very little chance	90.2	70.2	51.9	54.5	69.4	
Little chance	3.9	9.1	18.9	12.2	10.4	
Some chance	2.7	10.6	11.3	14.6	9.0	
Pretty good chance	1.6	6.0	9.0	11.4	6.2	
Very good chance	1.6	4.2	9.0	7.3	5.0	
N of Valid	256	265	212	123	856	
N of Miss	7	2	0	4	13	

Table 51: What are the chances you would be seen as cool if you: carried a handgun?






Response	6	8	10	12	Total	
No or very little chance	82.9	72.7	75.9	73.0	76.6	
Little chance	8.6	15.2	10.4	8.2	11.0	
Some chance	4.3	6.1	7.5	10.7	6.5	
Pretty good chance	2.3	2.3	2.8	4.9	2.8	
Very good chance	1.9	3.8	3.3	3.3	3.0	
N of Valid	257	264	212	122	855	
N of Miss	6	3	0	5	14	

Table 52: Think of your four best friends (the friends you feel closest to). In the past year (12 months), how many of your best friends have: participated in clubs, organizations or activities at school?






Response	6	8	10	12	Total	
0	15.3	10.5	5.7	12.2	11.0	
1	12.5	11.3	7.1	7.3	10.1	
2	14.1	18.8	19.0	17.1	17.2	
3	14.9	15.8	16.2	13.0	15.2	
4	43.1	43.6	51.9	50.4	46.5	
N of Valid	255	266	210	123	854	
N of Miss	8	1	2	4	15	

Table 53: Think of your four best friends (the friends you feel closest to). In the past year (12 months), how many of your best friends have: smoked cigarettes?






Response	6	8	10	12	Total	
0	91.4	74.1	58.8	56.1	72.9	
1	5.9	13.7	19.9	18.7	13.6	
2	1.6	8.0	8.5	16.3	7.4	
3	0.8	2.7	4.7	4.9	2.9	
4	0.4	1.5	8.1	4.1	3.2	
N of Valid	256	263	211	123	853	
N of Miss	7	4	1	4	16	

Table 54: Think of your four best friends (the friends you feel closest to). In the past year (12 months), how many of your best friends have: tried beer, wine or hard liquor (for example, vodka, whiskey, or gin) when their parents didn't know about it?






Response	6	8	10	12	Total	
0	83.5	59.0	31.9	30.1	55.5	
1	9.4	16.9	15.7	20.3	14.9	
2	2.7	8.6	16.7	17.9	10.2	
3	2.0	4.9	12.4	9.8	6.6	
4	2.4	10.5	23.3	22.0	12.9	
N of Valid	255	266	210	123	854	
N of Miss	8	1	2	4	15	

Table 55: Think of your four best friends (the friends you feel closest to). In the past year (12 months), how many of your best friends have: made a commitment to stay drug-free?






Response	6	8	10	12	Total	
0	12.7	21.6	29.4	42.6	23.9	
1	4.4	9.5	13.7	13.9	9.7	
2	7.9	11.0	11.4	15.6	10.8	
3	10.3	13.6	10.4	8.2	11.1	
4	64.7	44.3	35.1	19.7	44.5	
N of Valid	252	264	211	122	849	
N of Miss	11	3	1	5	20	

Table 56: Think of your four best friends (the friends you feel closest to). In the past year (12 months), how many of your best friends have: used marijuana?






Response	6	8	10	12	Total	
0	93.0	73.9	54.1	54.1	71.9	
1	3.9	9.1	15.3	12.3	9.5	
2	0.8	8.7	10.5	15.6	7.7	
3	1.9	2.7	7.2	9.8	4.6	
4	0.4	5.7	12.9	8.2	6.2	
N of Valid	257	264	209	122	852	
N of Miss	6	3	3	5	17	

Table 57: Think of your four best friends (the friends you feel closest to). In the past year (12 months), how many of your best friends have: used prescription drugs or non-prescription drugs for the purposes of getting high?






Response	6	8	10	12	Total	
0	95.7	84.5	80.5	75.4	85.6	
1	2.0	7.5	7.6	14.8	6.9	
2	0.8	4.2	3.3	6.6	3.3	
3	0.0	1.9	3.3	0.8	1.5	
4	1.6	1.9	5.2	2.5	2.7	
N of Valid	256	265	210	122	853	
N of Miss	7	2	2	5	16	

Table 58: Think of your four best friends (the friends you feel closest to). In the past year (12 months), how many of your best friends have: used synthetic marijuana (K2, spice) or bath salts?






Response	6	8	10	12	Total	
0	98.4	90.5	86.3	85.4	91.1	
1	0.4	4.6	4.2	7.3	3.6	
2	1.2	1.1	3.8	2.4	2.0	
3	0.0	1.5	0.9	1.6	0.9	
4	0.0	2.3	4.7	3.3	2.3	
N of Valid	256	262	212	123	853	
N of Miss	7	5	0	4	16	

Table 59: Think of your four best friends (the friends you feel closest to). In the past year (12 months), how many of your best friends have: used LSD, cocaine, amphetamines, or other illegal drugs?






Response	6	8	10	12	Total	
0	97.2	88.5	86.8	82.1	89.8	
1	2.0	7.6	6.6	11.4	6.2	
2	0.0	1.5	2.4	4.1	1.6	
3	0.4	1.1	2.4	0.8	1.2	
4	0.4	1.1	1.9	1.6	1.2	
N of Valid	253	262	212	123	850	
N of Miss	10	5	0	4	19	

Table 60: Think of your four best friends (the friends you feel closest to). In the past year (12 months), how many of your best friends have: tried to do well in school?






Response	6	8	10	12	Total	
0	2.0	3.8	1.9	5.7	3.0	
1	2.0	4.2	6.1	4.9	4.1	
2	9.4	9.4	11.8	13.8	10.6	
3	12.9	20.8	22.6	11.4	17.5	
4	73.8	61.9	57.5	64.2	64.7	
N of Valid	256	265	212	123	856	
N of Miss	7	2	0	4	13	

Table 61: Think of your four best friends (the friends you feel closest to). In the past year (12 months), how many of your best friends have: been suspended from school?






Response	6	8	10	12	Total	
0	81.5	66.9	73.6	82.1	75.1	
1	11.4	18.3	11.3	8.9	13.1	
2	3.9	7.6	9.0	5.7	6.6	
3	1.2	3.4	3.3	1.6	2.5	
4	2.0	3.8	2.8	1.6	2.7	
N of Valid	254	263	212	123	852	
N of Miss	9	4	0	4	17	

Table 62: Think of your four best friends (the friends you feel closest to). In the past year (12 months), how many of your best friends have: liked school?






Response	6	8	10	12	Total	
0	12.9	23.7	28.4	23.6	21.6	
1	11.8	14.7	13.7	14.6	13.6	
2	22.0	20.7	28.4	26.8	23.9	
3	21.2	17.7	17.1	22.0	19.2	
4	32.2	23.3	12.3	13.0	21.8	
N of Valid	255	266	211	123	855	
N of Miss	8	1	1	4	14	

Table 63: Think of your four best friends (the friends you feel closest to). In the past year (12 months), how many of your best friends have: carried a handgun?






Response	6	8	10	12	Total	
0	92.5	92.1	96.2	92.6	93.3	
1	2.8	4.1	1.4	2.5	2.8	
2	2.0	1.5	0.9	3.3	1.8	
3	1.2	0.4	0.5	0.8	0.7	
4	1.6	1.9	0.9	0.8	1.4	
N of Valid	254	266	212	122	854	
N of Miss	9	1	0	5	15	

Table 64: Think of your four best friends (the friends you feel closest to). In the past year (12 months), how many of your best friends have: sold illegal drugs?






Response	6	8	10	12	Total	
0	98.0	90.9	84.8	87.0	91.0	
1	1.2	7.2	8.1	8.1	5.8	
2	0.4	0.8	4.3	3.3	1.9	
3	0.4	0.8	1.4	1.6	0.9	
4	0.0	0.4	1.4	0.0	0.5	
N of Valid	253	265	210	123	851	
N of Miss	10	2	2	4	18	

Table 65: Think of your four best friends (the friends you feel closest to). In the past year (12 months), how many of your best friends have: regularly attended religious services?






Response	6	8	10	12	Total	
0	27.5	19.2	14.7	29.3	22.0	
1	10.9	12.0	16.1	16.3	13.3	
2	13.4	18.0	23.7	22.0	18.7	
3	13.0	17.7	22.3	17.9	17.5	
4	35.2	33.1	23.2	14.6	28.6	
N of Valid	247	266	211	123	847	
N of Miss	16	1	1	4	22	

Table 66: Think of your four best friends (the friends you feel closest to). In the past year (12 months), how many of your best friends have: stolen or tried to steal a motor vehicle such as a car or motorcycle?






Response	6	8	10	12	Total	
0	96.1	94.4	93.9	97.6	95.2	
1	2.7	3.4	2.8	0.8	2.7	
2	0.8	1.9	1.4	0.8	1.3	
3	0.4	0.4	0.9	0.8	0.6	
4	0.0	0.0	0.9	0.0	0.2	
N of Valid	256	266	212	123	857	
N of Miss	7	1	0	4	12	

Table 67: Think of your four best friends (the friends you feel closest to). In the past year (12 months), how many of your best friends have: been arrested?






Response	6	8	10	12	Total	
0	97.6	86.4	85.4	87.8	89.7	
1	2.0	7.5	7.5	6.5	5.7	
2	0.4	4.2	5.7	3.3	3.3	
3	0.0	1.5	0.5	0.0	0.6	
4	0.0	0.4	0.9	2.4	0.7	
N of Valid	255	265	212	123	855	
N of Miss	8	2	0	4	14	

Table 68: Think of your four best friends (the friends you feel closest to). In the past year (12 months), how many of your best friends have: dropped out of school?






Response	6	8	10	12	Total	
0	97.3	93.6	86.3	82.1	91.2	
1	2.0	4.5	9.9	15.4	6.7	
2	0.0	0.8	0.9	2.4	0.8	
3	0.0	0.4	2.4	0.0	0.7	
4	0.8	0.8	0.5	0.0	0.6	
N of Valid	256	265	212	123	856	
N of Miss	7	2	0	4	13	

Table 69: Think of your four best friends (the friends you feel closest to). In the past year (12 months), how many of your best friends have: been members of a gang?






Response	6	8	10	12	Total	
0	92.6	89.1	93.9	97.6	92.5	
1	5.1	4.9	1.4	1.6	3.6	
2	0.8	1.9	1.9	0.8	1.4	
3	1.2	1.9	0.5	0.0	1.1	
4	0.4	2.3	2.4	0.0	1.4	
N of Valid	256	265	212	123	856	
N of Miss	7	2	0	4	13	

Table 70: How old were you when you first: smoked marijuana?










Response	6	8	10	12	Total	
Never	98.4	85.1	66.8	64.8	81.5	
10 or younger	1.6	1.5	0.9	0.0	1.2	
11	0.0	0.8	2.8	0.0	0.9	
12	0.0	5.7	4.7	1.6	3.2	
13	0.0	5.7	6.2	5.7	4.1	
14	0.0	0.8	8.1	3.3	2.7	
15	0.0	0.0	7.1	9.0	3.1	
16	0.0	0.0	3.3	10.7	2.4	
17 or older	0.0	0.4	0.0	4.9	0.8	
N of Valid	250	262	211	122	845	
N of Miss	13	5	1	5	24	

Table 71: How old were you when you first: smoked a cigarette, even just a puff?










Response	6	8	10	12	Total	
Never	91.7	73.5	61.6	57.5	73.7	
10 or younger	5.1	9.5	9.0	4.2	7.3	
11	2.4	5.7	3.8	0.8	3.5	
12	0.4	5.7	6.2	3.3	3.9	
13	0.0	4.5	6.6	6.7	4.0	
14	0.0	0.8	6.2	10.0	3.2	
15	0.0	0.4	5.7	6.7	2.5	
16	0.0	0.0	0.9	6.7	1.2	
17 or older	0.4	0.0	0.0	4.2	0.7	
N of Valid	254	264	211	120	849	
N of Miss	9	3	1	7	20	

Table 72: How old were you when you first: had more than a sip or two of beer, wine or hard liquor (for example, vodka, whiskey, or gin)?










Response	6	8	10	12	Total	
Never	84.2	58.1	35.4	36.1	57.0	
10 or younger	8.3	12.5	9.9	5.7	9.6	
11	6.7	8.7	7.5	2.5	6.9	
12	0.4	8.7	9.4	7.4	6.2	
13	0.4	9.8	12.3	10.7	7.7	
14	0.0	1.9	9.9	7.4	4.1	
15	0.0	0.0	13.7	10.7	4.9	
16	0.0	0.4	1.9	12.3	2.3	
17 or older	0.0	0.0	0.0	7.4	1.1	
N of Valid	253	265	212	122	852	
N of Miss	10	2	0	5	17	

Table 73: How old were you when you first: began drinking alcoholic beverages regularly, that is, at least once or twice a month?










Response	6	8	10	12	Total	
Never	96.8	89.8	73.6	73.0	85.4	
10 or younger	0.8	1.5	0.0	0.0	0.7	
11	1.2	0.8	0.9	0.8	0.9	
12	0.4	3.4	3.8	0.8	2.2	
13	0.4	3.0	5.2	1.6	2.6	
14	0.0	1.5	6.6	2.5	2.5	
15	0.0	0.0	8.5	5.7	2.9	
16	0.0	0.0	1.4	5.7	1.2	
17 or older	0.4	0.0	0.0	9.8	1.5	
N of Valid	253	265	212	122	852	
N of Miss	10	2	0	5	17	

Table 74: How old were you when you first: used Daztrex?


Response	6	8	10	12	Total	
Never	100.0	100.0	100.0	100.0	100.0	
10 or younger	0.0	0.0	0.0	0.0	0.0	
11	0.0	0.0	0.0	0.0	0.0	
12	0.0	0.0	0.0	0.0	0.0	
13	0.0	0.0	0.0	0.0	0.0	
14	0.0	0.0	0.0	0.0	0.0	
15	0.0	0.0	0.0	0.0	0.0	
16	0.0	0.0	0.0	0.0	0.0	
17 or older	0.0	0.0	0.0	0.0	0.0	
N of Valid	246	264	211	122	843	
N of Miss	17	3	1	5	26	

Table 75: How old were you when you first: got suspended from school?










Response	6	8	10	12	Total	
Never	94.0	87.5	84.4	84.4	88.2	
10 or younger	3.2	3.8	2.8	3.3	3.3	
11	2.0	3.0	2.8	0.8	2.4	
12	0.0	3.0	3.3	0.0	1.8	
13	0.4	2.7	2.8	1.6	1.9	
14	0.0	0.0	3.3	4.1	1.4	
15	0.0	0.0	0.5	3.3	0.6	
16	0.4	0.0	0.0	1.6	0.4	
17 or older	0.0	0.0	0.0	0.8	0.1	
N of Valid	251	264	212	122	849	
N of Miss	12	3	0	5	20	

Table 76: How old were you when you first: got arrested?










Response	6	8	10	12	Total	
Never	100.0	96.6	94.3	95.9	96.9	
10 or younger	0.0	1.1	0.0	0.8	0.5	
11	0.0	0.0	0.5	0.0	0.1	
12	0.0	0.8	0.5	0.0	0.4	
13	0.0	0.8	1.4	0.0	0.6	
14	0.0	0.8	1.9	0.0	0.7	
15	0.0	0.0	0.9	0.0	0.2	
16	0.0	0.0	0.5	0.0	0.1	
17 or older	0.0	0.0	0.0	3.3	0.5	
N of Valid	251	264	212	121	848	
N of Miss	12	3	0	6	21	

Table 77: How old were you when you first: carried a handgun?










Response	6	8	10	12	Total	
Never	96.8	95.5	95.3	91.8	95.3	
10 or younger	2.0	1.9	1.9	1.6	1.9	
11	1.2	0.0	0.9	0.8	0.7	
12	0.0	1.5	0.5	0.8	0.7	
13	0.0	0.8	0.9	0.0	0.5	
14	0.0	0.4	0.5	0.0	0.2	
15	0.0	0.0	0.0	0.8	0.1	
16	0.0	0.0	0.0	1.6	0.2	
17 or older	0.0	0.0	0.0	2.5	0.4	
N of Valid	251	264	211	122	848	
N of Miss	12	3	1	5	21	

Table 78: How old were you when you first: attacked someone with the idea of seriously hurting them?










Response	6	8	10	12	Total	
Never	90.8	82.3	85.8	86.9	86.3	
10 or younger	4.4	4.2	2.8	3.3	3.8	
11	2.4	3.8	2.4	0.0	2.5	
12	1.6	3.0	1.4	0.8	1.9	
13	0.8	4.5	4.2	1.6	2.9	
14	0.0	1.9	0.9	0.8	0.9	
15	0.0	0.4	1.9	2.5	0.9	
16	0.0	0.0	0.5	1.6	0.4	
17 or older	0.0	0.0	0.0	2.5	0.4	
N of Valid	249	265	212	122	848	
N of Miss	14	2	0	5	21	

Table 79: How old were you when you first: belonged to a gang?








Response	6	8	10	12	Total	
Never	98.0	95.1	98.1	99.2	97.3	
10 or younger	1.2	0.8	0.0	0.0	0.6	
11	0.4	1.1	0.0	0.0	0.5	
12	0.4	0.8	0.0	0.8	0.5	
13	0.0	1.1	0.9	0.0	0.6	
14	0.0	1.1	0.5	0.0	0.5	
15	0.0	0.0	0.0	0.0	0.0	
16	0.0	0.0	0.5	0.0	0.1	
17 or older	0.0	0.0	0.0	0.0	0.0	
N of Valid	253	265	212	122	852	
N of Miss	10	2	0	5	17	

Table 80: How wrong do you think it is for someone your age to: take a handgun to school?





Response	6	8	10	12	Total	
Very wrong	93.4	78.9	84.0	91.9	86.4	
Wrong	5.4	16.2	11.8	4.0	10.1	
A little bit wrong	1.2	3.8	2.8	2.4	2.6	
Not wrong at all	0.0	1.1	1.4	1.6	0.9	
N of Valid	257	266	212	124	859	
N of Miss	6	1	0	3	10	

Table 81: How wrong do you think it is for someone your age to: steal anything worth more than \$5?





Response	6	8	10	12	Total	
Very wrong	68.6	54.0	48.1	56.5	57.2	
Wrong	23.9	29.4	32.1	34.7	29.2	
A little bit wrong	7.1	13.6	17.0	7.3	11.6	
Not wrong at all	0.4	3.0	2.8	1.6	2.0	
N of Valid	255	265	212	124	856	
N of Miss	8	2	0	3	13	

Table 82: How wrong do you think it is for someone your age to: pick a fight with someone?

Response	6	8	10	12	Total	
Very wrong	53.6	31.2	28.0	36.6	37.8	
Wrong	34.1	37.6	33.2	39.0	35.7	
A little bit wrong	9.1	21.1	33.2	19.5	20.3	
Not wrong at all	3.2	10.2	5.7	4.9	6.2	
N of Valid	252	266	211	123	852	
N of Miss	11	1	1	4	17	

Table 83: How wrong do you think it is for someone your age to: attack someone with the idea of seriously hurting them?

Response	6	8	10	12	Total	
Very wrong	87.4	65.8	57.5	69.4	70.7	
Wrong	7.9	20.5	28.8	22.6	19.1	
A little bit wrong	3.2	9.9	10.4	7.3	7.6	
Not wrong at all	1.6	3.8	3.3	0.8	2.6	
N of Valid	253	263	212	124	852	
N of Miss	10	4	0	3	17	

Table 84: How wrong do you think it is for someone your age to: stay away from school all day when their parents think they are at school?

Response	6	8	10	12	Total	
Very wrong	80.7	57.0	42.9	43.5	58.6	
Wrong	15.7	28.7	34.4	27.4	26.1	
A little bit wrong	3.1	10.6	18.4	27.4	12.7	
Not wrong at all	0.4	3.8	4.2	1.6	2.6	
N of Valid	254	265	212	124	855	
N of Miss	9	2	0	3	14	

Table 85: How wrong do you think it is for someone your age to: drink beer, wine or hard liquor (for example, vodka, whiskey, or gin) regularly?





Response	6	8	10	12	Total	
Very wrong	88.9	63.5	37.6	38.7	61.1	
Wrong	7.1	18.8	28.1	22.6	18.2	
A little bit wrong	3.6	11.7	23.8	28.2	14.7	
Not wrong at all	0.4	6.0	10.5	10.5	6.1	
N of Valid	253	266	210	124	853	
N of Miss	10	1	2	3	16	

Table 86: How wrong do you think it is for someone your age to: smoke cigarettes?





Response	6	8	10	12	Total	
Very wrong	91.3	65.8	50.5	48.4	67.1	
Wrong	6.7	24.4	29.2	22.6	20.1	
A little bit wrong	0.8	6.0	12.3	16.9	7.6	
Not wrong at all	1.2	3.8	8.0	12.1	5.3	
N of Valid	254	266	212	124	856	
N of Miss	9	1	0	3	13	

Table 87: How wrong do you think it is for someone your age to: smoke marijuana?





Response	6	8	10	12	Total	
Very wrong	95.3	72.9	56.4	56.9	73.2	
Wrong	1.6	12.0	18.5	18.7	11.5	
A little bit wrong	2.7	8.6	12.3	8.9	7.8	
Not wrong at all	0.4	6.4	12.8	15.4	7.5	
N of Valid	255	266	211	123	855	
N of Miss	8	1	1	4	14	

Table 88: How wrong do you think it is for someone your age to: use prescription drugs or non-prescription drugs for the purpose of getting high?





Response	6	8	10	12	Total	
Very wrong	94.1	83.8	76.4	79.0	84.3	
Wrong	4.3	10.9	15.1	15.3	10.6	
A little bit wrong	1.6	3.8	4.7	4.0	3.4	
Not wrong at all	0.0	1.5	3.8	1.6	1.6	
N of Valid	253	266	212	124	855	
N of Miss	10	1	0	3	14	

Table 89: How wrong do you think it is for someone your age to: use synthetic marijuana (K2, spice) or bath salts?





Response	6	8	10	12	Total	
Very wrong	96.5	84.2	78.8	80.6	86.0	
Wrong	2.4	10.6	12.7	16.1	9.5	
A little bit wrong	0.8	3.0	5.7	1.6	2.8	
Not wrong at all	0.4	2.3	2.8	1.6	1.8	
N of Valid	254	265	212	124	855	
N of Miss	9	2	0	3	14	

Table 90: How wrong do you think it is for someone your age to: use LSD, cocaine, amphetamines or another illegal drug?





Response	6	8	10	12	Total	
Very wrong	98.0	88.3	88.6	87.1	91.1	
Wrong	1.2	9.4	7.1	8.9	6.3	
A little bit wrong	0.4	1.1	2.4	3.2	1.5	
Not wrong at all	0.4	1.1	1.9	0.8	1.1	
N of Valid	254	266	211	124	855	
N of Miss	9	1	1	3	14	

Table 91: At school during the past 12 months, did you receive help from the resource teacher, speech therapist or other special education teacher?



Response	6	8	10	12	Total	
No	79.9	79.8	90.7	88.9	84.0	
Yes	20.1	20.2	9.3	11.1	16.0	
N of Valid	229	247	205	117	798	
N of Miss	34	20	7	10	71	

Table 92: How many times in the past year (12 months) have you: been suspended from school?






Response	6	8	10	12	Total	
Never	94.5	92.8	92.9	97.5	94.0	
1 to 2 times	5.1	6.4	6.1	0.8	5.2	
3 to 5 times	0.0	0.4	0.9	0.8	0.5	
6 to 9 times	0.0	0.4	0.0	0.0	0.1	
10 to 19 times	0.0	0.0	0.0	0.0	0.0	
20 to 29 times	0.0	0.0	0.0	0.0	0.0	
30 to 39 times	0.0	0.0	0.0	0.0	0.0	
40+ times	0.4	0.0	0.0	0.8	0.2	
N of Valid	254	265	212	122	853	
N of Miss	9	2	0	5	16	

Table 93: How many times in the past year (12 months) have you: carried a handgun?









Response	6	8	10	12	Total	
Never	97.2	95.5	95.8	91.8	95.5	
1 to 2 times	0.8	2.3	1.4	3.3	1.8	
3 to 5 times	0.4	0.4	1.4	1.6	0.8	
6 to 9 times	0.0	0.4	0.5	1.6	0.5	
10 to 19 times	0.4	0.4	0.0	0.0	0.2	
20 to 29 times	0.8	0.0	0.0	0.8	0.4	
30 to 39 times	0.0	0.0	0.5	0.0	0.1	
40+ times	0.4	1.1	0.5	0.8	0.7	
N of Valid	253	265	212	122	852	
N of Miss	10	2	0	5	17	

Table 94: How many times in the past year (12 months) have you: sold illegal drugs?







Response	6	8	10	12	Total	
Never	99.2	98.5	94.3	96.7	97.4	
1 to 2 times	0.8	0.8	1.9	0.8	1.1	
3 to 5 times	0.0	0.4	1.0	1.6	0.6	
6 to 9 times	0.0	0.4	1.4	0.0	0.5	
10 to 19 times	0.0	0.0	0.5	0.0	0.1	
20 to 29 times	0.0	0.0	0.0	0.0	0.0	
30 to 39 times	0.0	0.0	0.0	0.0	0.0	
40+ times	0.0	0.0	1.0	0.8	0.4	
N of Valid	250	263	210	122	845	
N of Miss	13	4	2	5	24	

Table 95: How many times in the past year (12 months) have you: stolen or tried to steal a motor vehicle such as a car or motorcycle?








Response	6	8	10	12	Total	
Never	99.2	99.6	97.6	99.2	98.9	
1 to 2 times	0.4	0.0	0.9	0.0	0.4	
3 to 5 times	0.0	0.4	0.5	0.0	0.2	
6 to 9 times	0.0	0.0	0.0	0.0	0.0	
10 to 19 times	0.4	0.0	0.0	0.0	0.1	
20 to 29 times	0.0	0.0	0.5	0.0	0.1	
30 to 39 times	0.0	0.0	0.5	0.0	0.1	
40+ times	0.0	0.0	0.0	0.8	0.1	
N of Valid	252	264	211	122	849	
N of Miss	11	3	1	5	20	

Table 96: How many times in the past year (12 months) have you: participated in clubs, organizations or activities at school?









Response	6	8	10	12	Total	
Never	31.7	25.7	22.2	18.9	25.6	
1 to 2 times	22.1	20.8	13.7	13.1	18.3	
3 to 5 times	17.3	15.1	15.6	13.9	15.7	
6 to 9 times	10.4	7.2	12.3	8.2	9.6	
10 to 19 times	6.0	5.7	8.5	8.2	6.8	
20 to 29 times	2.0	4.5	5.7	8.2	4.6	
30 to 39 times	0.4	3.4	1.9	4.9	2.4	
40+ times	10.0	17.7	20.3	24.6	17.1	
N of Valid	249	265	212	122	848	
N of Miss	14	2	0	5	21	

Table 97: How many times in the past year (12 months) have you: been arrested?





Response	6	8	10	12	Total	
Never	99.6	97.3	97.2	95.9	97.8	
1 to 2 times	0.0	2.7	2.8	3.3	2.0	
3 to 5 times	0.4	0.0	0.0	0.0	0.1	
6 to 9 times	0.0	0.0	0.0	0.0	0.0	
10 to 19 times	0.0	0.0	0.0	0.0	0.0	
20 to 29 times	0.0	0.0	0.0	0.0	0.0	
30 to 39 times	0.0	0.0	0.0	0.0	0.0	
40+ times	0.0	0.0	0.0	0.8	0.1	
N of Valid	253	264	212	122	851	
N of Miss	10	3	0	5	18	

Table 98: How many times in the past year (12 months) have you: attacked someone with the idea of seriously hurting them?









Response	6	8	10	12	Total	
Never	92.9	85.7	90.0	95.1	90.2	
1 to 2 times	4.0	9.1	6.6	3.3	6.1	
3 to 5 times	1.6	2.6	2.4	0.8	2.0	
6 to 9 times	0.0	1.1	0.9	0.0	0.6	
10 to 19 times	0.8	0.4	0.0	0.0	0.4	
20 to 29 times	0.0	0.4	0.0	0.0	0.1	
30 to 39 times	0.4	0.0	0.0	0.0	0.1	
40+ times	0.4	0.8	0.0	0.8	0.5	
N of Valid	253	265	211	122	851	
N of Miss	10	2	1	5	18	

Table 99: How many times in the past year (12 months) have you: been drunk or high at school?









Response	6	8	10	12	Total	
Never	97.6	94.3	85.8	85.2	91.9	
1 to 2 times	1.2	2.7	6.1	4.9	3.4	
3 to 5 times	0.0	0.8	3.8	1.6	1.4	
6 to 9 times	0.8	0.4	1.4	1.6	0.9	
10 to 19 times	0.0	0.4	1.9	1.6	0.8	
20 to 29 times	0.0	0.4	0.0	1.6	0.4	
30 to 39 times	0.0	0.8	0.0	0.8	0.4	
40+ times	0.4	0.4	0.9	2.5	0.8	
N of Valid	252	264	212	122	850	
N of Miss	11	3	0	5	19	

Table 100: How many times in the past year (12 months) have you: taken a handgun to school?

Response	6	8	10	12	Total	
Never	99.6	99.2	99.1	99.2	99.3	
1 to 2 times	0.4	0.0	0.5	0.0	0.2	
3 to 5 times	0.0	0.0	0.0	0.0	0.0	
6 to 9 times	0.0	0.0	0.5	0.0	0.1	
10 to 19 times	0.0	0.0	0.0	0.0	0.0	
20 to 29 times	0.0	0.0	0.0	0.0	0.0	
30 to 39 times	0.0	0.0	0.0	0.0	0.0	
40+ times	0.0	0.8	0.0	0.8	0.4	
N of Valid	252	265	212	122	851	
N of Miss	11	2	0	5	18	

Table 101: Are you currently on probation, or assigned a probation officer with Juvenile Court?

Response	6	8	10	12	Total	
No	99.6	96.9	95.2	98.2	97.4	
Yes	0.4	3.1	4.8	1.8	2.6	
N of Valid	228	256	207	113	804	
N of Miss	35	11	5	14	65	

Table 102: Have you ever belonged to a gang?

Response	6	8	10	12	Total	
No	95.7	91.7	95.3	97.6	94.6	
No, but would like to	0.8	3.0	1.9	0.8	1.8	
Yes, in the past	2.7	2.3	1.4	0.8	2.0	
Yes, belong now	0.8	3.0	1.4	0.8	1.6	
Yes, but would like to get out	0.0	0.0	0.0	0.0	0.0	
N of Valid	255	265	212	123	855	
N of Miss	8	2	0	4	14	

Table 103: If you have ever belonged to a gang, did that gang have a name?

Response	6	8	10	12	Total
No	6.0	9.9	7.6	10.7	8.3
Yes	3.2	4.6	2.4	1.6	3.2
I have never belonged to a gang	90.9	85.6	90.0	87.7	88.6
N of Valid	252	263	211	122	848
N of Miss	11	4	1	5	21

Table 104: You are at a party at someone's house, and one of your friends offers you a drink containing alcohol. What would you say or do?

Response	6	8	10	12	Total
Drink it	5.5	22.2	40.3	34.1	23.5
Tell your friend, 'No thanks, I don't drink' and suggest that you and your friend go and do something else	54.9	41.8	29.9	25.2	40.3
Just say, 'No thanks' and walk away	26.1	24.1	24.2	30.9	25.7
Make up a good excuse, tell your friend you had something else to do, and leave	13.4	11.9	5.7	9.8	10.5
N of Valid	253	261	211	123	848
N of Miss	10	6	1	4	21

Table 105: How often do you attend religious services or activities?

Response	6	8	10	12	Total
Never	22.6	14.7	19.8	25.2	19.8
Rarely	19.0	18.5	20.8	26.0	20.3
1-2 Times a Month	10.9	9.4	15.1	12.2	11.7
About Once a Week or More	47.6	57.4	44.3	36.6	48.2
N of Valid	248	265	212	123	848
N of Miss	15	2	0	4	21

Table 106: I think sometimes it's okay to cheat at school.

Response	6	8	10	12	Total	
NO!	66.9	37.1	20.3	27.6	40.4	
no	28.0	44.3	41.0	42.3	38.3	
yes	4.3	15.9	31.1	28.5	18.1	
YES!	0.8	2.7	7.5	1.6	3.2	
N of Valid	254	264	212	123	853	
N of Miss	9	3	0	4	16	

Table 107: It is important to think before you act.

Response	6	8	10	12	Total	
NO!	0.8	1.1	1.4	5.7	1.8	
no	2.4	5.0	0.5	0.0	2.4	
yes	24.7	37.5	38.7	31.7	33.1	
YES!	72.2	56.3	59.4	62.6	62.7	
N of Valid	255	261	212	123	851	
N of Miss	8	6	0	4	18	

Table 108: Sometimes I think that life is not worth it.

Response	6	8	10	12	Total	
NO!	59.3	49.4	45.3	48.4	51.1	
no	24.4	22.1	30.7	27.9	25.7	
yes	9.8	20.5	17.5	18.9	16.4	
YES!	6.5	8.0	6.6	4.9	6.8	
N of Valid	246	263	212	122	843	
N of Miss	17	4	0	5	26	

Table 109: At times I think I am no good at all.

Response	6	8	10	12	Total	
NO!	37.5	29.8	30.3	33.3	32.7	
no	24.5	30.2	29.4	26.0	27.7	
yes	26.5	30.2	28.4	30.9	28.7	
YES!	11.5	9.9	11.8	9.8	10.8	
N of Valid	253	262	211	123	849	
N of Miss	10	5	1	4	20	

Table 110: All in all, I am inclined to think that I am a failure.

Response	6	8	10	12	Total	
NO!	53.2	46.4	45.0	48.8	48.4	
no	27.8	31.6	38.4	30.9	32.1	
yes	12.9	16.3	9.5	16.3	13.6	
YES!	6.0	5.7	7.1	4.1	5.9	
N of Valid	248	263	211	123	845	
N of Miss	15	4	1	4	24	

Table 111: In the past year, have you felt depressed or sad MOST days, even if you felt okay sometimes?

Response	6	8	10	12	Total	
NO!	28.7	29.7	29.2	33.6	29.9	
no	30.4	30.4	30.2	26.2	29.7	
yes	30.8	25.5	26.4	29.5	27.8	
YES!	10.1	14.4	14.2	10.7	12.6	
N of Valid	247	263	212	122	844	
N of Miss	16	4	0	5	25	

Table 112: It is all right to beat up people if they start the fight.





Response	6	8	10	12	Total	
NO!	55.8	26.5	23.1	26.0	34.2	
no	23.3	28.0	21.2	28.5	25.0	
yes	14.1	23.9	37.3	26.8	24.8	
YES!	6.8	21.6	18.4	18.7	16.0	
N of Valid	249	264	212	123	848	
N of Miss	14	3	0	4	21	

Table 113: I think it is okay to take something without asking if you can get away with it.





Response	6	8	10	12	Total	
NO!	76.5	57.7	53.1	57.0	62.0	
no	19.1	37.0	38.4	37.2	32.1	
yes	3.2	4.2	6.2	4.1	4.4	
YES!	1.2	1.1	2.4	1.7	1.5	
N of Valid	251	265	211	121	848	
N of Miss	12	2	1	6	21	

Table 114: Where do you get the most information about living a drug and alcohol free life? Parents/guardians





Response	6	8	10	12	Total	
All the time	45.1	38.3	32.2	32.5	37.9	
Most	27.2	31.8	37.0	29.3	31.4	
Some	18.7	19.5	18.0	26.0	19.9	
Very little	8.9	10.3	12.8	12.2	10.8	
N of Valid	246	261	211	123	841	
N of Miss	17	6	1	4	28	

Table 115: Where do you get the most information about living a drug and alcohol free life? Friends





Response	6	8	10	12	Total	
All the time	17.8	16.0	7.6	9.1	13.4	
Most	19.5	17.6	19.9	14.9	18.3	
Some	21.6	32.1	31.8	32.2	29.0	
Very little	41.1	34.4	40.8	43.8	39.3	
N of Valid	241	262	211	121	835	
N of Miss	22	5	1	6	34	

Table 116: Where do you get the most information about living a drug and alcohol free life? Family members





Response	6	8	10	12	Total	
All the time	38.0	30.5	24.1	24.6	30.2	
Most	26.4	29.4	27.8	20.5	26.8	
Some	23.1	27.1	31.1	34.4	28.0	
Very little	12.4	13.0	17.0	20.5	14.9	
N of Valid	242	262	212	122	838	
N of Miss	21	5	0	5	31	

Table 117: Where do you get the most information about living a drug and alcohol free life? School





Response	6	8	10	12	Total	
All the time	56.0	43.0	34.3	30.6	42.8	
Most	26.3	32.3	32.9	28.1	30.1	
Some	10.7	16.0	21.0	29.8	17.7	
Very little	7.0	8.7	11.9	11.6	9.4	
N of Valid	243	263	210	121	837	
N of Miss	20	4	2	6	32	

Table 118: Where do you get the most information about living a drug and alcohol free life? Internet





Response	6	8	10	12	Total	
All the time	12.0	6.2	4.8	11.6	8.3	
Most	8.7	12.7	7.7	6.6	9.4	
Some	16.2	25.0	24.0	21.5	21.7	
Very little	63.1	56.2	63.5	60.3	60.6	
N of Valid	241	260	208	121	830	
N of Miss	22	7	4	6	39	

Table 119: Where do you get the most information about living a drug and alcohol free life? TV





Response	6	8	10	12	Total	
All the time	15.6	8.8	4.3	9.1	9.7	
Most	9.8	13.0	12.5	10.7	11.6	
Some	35.7	30.2	32.7	28.1	32.1	
Very little	38.9	48.1	50.5	52.1	46.6	
N of Valid	244	262	208	121	835	
N of Miss	19	5	4	6	34	

Table 120: Where do you get the most information about living a drug and alcohol free life? Social media





Response	6	8	10	12	Total	
All the time	18.4	7.3	5.4	8.3	10.1	
Most	8.8	11.2	9.3	4.2	9.0	
Some	18.0	29.6	26.3	31.7	25.8	
Very little	54.8	51.9	59.0	55.8	55.1	
N of Valid	228	260	205	120	813	
N of Miss	35	7	7	7	56	

Table 121: How much do you think people risk harming themselves (physically or in other ways) if they: smoked one or more packs of cigarettes per day?


Response	6	8	10	12	Total	
No risk	10.3	6.5	3.8	4.1	6.6	
Slight risk	8.6	9.5	8.1	6.6	8.5	
Moderate risk	18.9	20.6	24.2	22.1	21.2	
Great risk	62.1	63.4	64.0	67.2	63.7	
N of Valid	243	262	211	122	838	
N of Miss	20	5	1	5	31	

Table 122: How much do you think people risk harming themselves (physically or in other ways) if they: try marijuana once or twice?


Response	6	8	10	12	Total	
No risk	14.9	21.1	25.7	33.1	22.2	
Slight risk	21.2	23.0	29.0	31.4	25.2	
Moderate risk	24.9	24.9	21.9	10.7	22.1	
Great risk	39.0	31.0	23.3	24.8	30.5	
N of Valid	241	261	210	121	833	
N of Miss	22	6	2	6	36	

Table 123: How much do you think people risk harming themselves (physically or in other ways) if they: smoke marijuana once or twice a week?


Response	6	8	10	12	Total	
No risk	13.7	13.6	16.6	18.2	15.1	
Slight risk	9.4	12.8	17.1	17.4	13.6	
Moderate risk	22.6	23.0	28.0	29.8	25.2	
Great risk	54.3	50.6	38.4	34.7	46.2	
N of Valid	234	257	211	121	823	
N of Miss	29	10	1	6	46	

Table 124: How much do you think people risk harming themselves (physically or in other ways) if they: take one or two drinks of an alcoholic beverage (beer, wine, liquor) nearly every day?


Response	6	8	10	12	Total	
No risk	12.5	13.1	9.0	11.6	11.7	
Slight risk	14.6	20.1	24.6	27.3	20.7	
Moderate risk	21.7	24.3	27.5	22.3	24.1	
Great risk	51.2	42.5	38.9	38.8	43.6	
N of Valid	240	259	211	121	831	
N of Miss	23	8	1	6	38	

Table 125: How much do you think people risk harming themselves (physically or in other ways) if they: have five or more drinks of an alcoholic beverage once or twice each weekend?

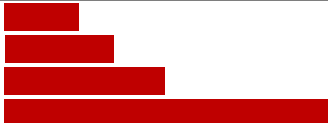
Response	6	8	10	12	Total	
No risk	12.0	9.6	7.6	8.2	9.6	
Slight risk	10.4	16.2	18.1	18.9	15.4	
Moderate risk	19.5	22.3	28.1	28.7	23.9	
Great risk	58.1	51.9	46.2	44.3	51.1	
N of Valid	241	260	210	122	833	
N of Miss	22	7	2	5	36	

Table 126: How much do you think people risk harming themselves (physically or in other ways) if they: use prescription drugs that are not prescribed to them?


Response	6	8	10	12	Total	
No risk	14.0	7.3	2.8	2.5	7.4	
Slight risk	3.8	3.8	6.2	6.6	4.8	
Moderate risk	10.2	18.1	23.2	14.9	16.7	
Great risk	72.0	70.8	67.8	76.0	71.1	
N of Valid	236	260	211	121	828	
N of Miss	27	7	1	6	41	

Table 127: How much do you think people risk harming themselves (physically or in other ways) if they: use non-prescription drugs to get high?

Response	6	8	10	12	Total	
No risk	13.4	6.9	1.9	3.3	7.0	
Slight risk	3.8	6.2	6.7	3.3	5.2	
Moderate risk	12.6	17.0	19.5	22.1	17.1	
Great risk	70.3	69.9	71.9	71.3	70.7	
N of Valid	239	259	210	122	830	
N of Miss	24	8	2	5	39	

Table 128: Have you ever used smokeless tobacco (chew, snuff, plug, dipping tobacco, or chewing tobacco)?

Response	6	8	10	12	Total	
Never	93.5	82.0	78.2	80.2	84.1	
Once or Twice	4.9	12.3	7.6	12.4	8.9	
Once in a while but not regularly	1.2	1.9	3.8	3.3	2.4	
Regularly in the past	0.0	1.9	2.8	0.0	1.3	
Regularly now	0.4	1.9	7.6	4.1	3.2	
N of Valid	246	261	211	121	839	
N of Miss	17	6	1	6	30	

Table 129: How often have you taken smokeless tobacco during the past 30 days?

Response	6	8	10	12	Total	
Not at all	96.3	93.9	91.0	89.3	93.2	
Once or twice	2.8	3.1	1.4	5.8	3.0	
Once or twice per week	0.4	0.8	0.5	0.0	0.5	
Three to five times per week	0.0	0.8	0.9	1.7	0.7	
About once a day	0.0	0.4	1.4	0.0	0.5	
More than once a day	0.4	1.1	4.7	3.3	2.1	
N of Valid	246	261	211	121	839	
N of Miss	17	6	1	6	30	

Table 130: Have you ever smoked cigarettes?

Response	6	8	10	12	Total	
Never	92.6	71.9	64.9	54.9	73.7	
Once or Twice	6.1	20.8	15.6	19.7	15.1	
Once in a while but not regularly	1.2	3.8	9.0	14.8	6.0	
Regularly in the past	0.0	2.7	4.3	4.9	2.6	
Regularly now	0.0	0.8	6.2	5.7	2.6	
N of Valid	244	260	211	122	837	
N of Miss	19	7	1	5	32	

Table 131: How frequently have you smoked cigarettes during the past 30 days?

Response	6	8	10	12	Total	
Not at all	98.3	96.5	85.8	83.6	92.4	
Less than one cigarette per day	1.7	1.9	4.7	9.0	3.6	
One to five cigarettes per day	0.0	0.8	4.3	4.1	1.9	
About one-half pack per day	0.0	0.8	2.4	0.8	1.0	
About one pack per day	0.0	0.0	1.4	0.8	0.5	
About one and one-half packs per day	0.0	0.0	0.5	0.8	0.2	
Two packs or more per day	0.0	0.0	0.9	0.8	0.4	
N of Valid	242	258	211	122	833	
N of Miss	21	9	1	5	36	

Table 132: Which statement best describes rules about smoking inside your home?

Response	6	8	10	12	Total	
Smoking is not allowed anywhere inside your home	65.4	67.6	74.3	75.4	69.8	
Smoking is allowed in some places and at some times	6.2	7.3	7.6	10.7	7.6	
Smoking is allowed anywhere inside the home	2.9	1.2	3.3	4.1	2.6	
There are no rules about smoking inside the home	4.2	8.5	6.2	5.7	6.3	
I don't know	21.2	15.4	8.6	4.1	13.7	
N of Valid	240	259	210	122	831	
N of Miss	23	8	2	5	38	

Table 133: Which statement best describes rules about smoking in your family cars?







Response	6	8	10	12	Total	
Smoking is never allowed in any car	59.8	57.3	63.0	66.1	60.8	
Smoking is allowed sometimes or in some cars	12.6	15.0	13.3	18.2	14.3	
Smoking is allowed in any car anytime	2.9	3.1	7.6	4.1	4.3	
There are no rules about smoking in the car	4.6	8.8	8.5	4.1	6.9	
We do not have a family car	2.1	1.2	0.9	1.7	1.4	
I don't know	18.0	14.6	6.6	5.8	12.3	
N of Valid	239	260	211	121	831	
N of Miss	24	7	1	6	38	

Table 134: During this school year, were you taught in any of your classes about the dangers of tobacco use?






Response	6	8	10	12	Total	
Strongly agree	42.2	24.4	13.7	12.5	25.0	
Agree	18.3	32.3	30.7	39.2	28.9	
Disagree	7.0	11.4	18.5	15.8	12.6	
Strongly disagree	7.0	8.3	16.6	17.5	11.4	
I don't know	25.7	23.6	20.5	15.0	22.1	
N of Valid	230	254	205	120	809	
N of Miss	33	13	7	7	60	

Table 135: During the past 12 months, have you participated in any community activities to discourage people your age from using cigarettes, chewing tobacco, snuff, dip or cigars?






Response	6	8	10	12	Total	
Strongly agree	21.5	10.2	3.9	8.4	11.4	
Agree	14.8	16.9	12.1	7.6	13.7	
Disagree	11.7	18.4	30.0	21.0	19.9	
Strongly disagree	20.6	23.5	30.4	47.1	28.0	
I don't know	31.4	31.0	23.7	16.0	27.0	
N of Valid	223	255	207	119	804	
N of Miss	40	12	5	8	65	

Table 136: Think back over the last two weeks. How many times have you had five or more alcoholic drinks in a row?


Response	6	8	10	12	Total	
None	95.4	90.3	81.9	76.9	87.6	
Once	1.7	6.2	3.8	9.9	4.8	
Twice	0.4	1.2	4.3	3.3	2.1	
3-5 times	1.7	1.2	5.7	7.4	3.4	
6-9 times	0.0	0.8	2.4	1.7	1.1	
10 or more times	0.8	0.4	1.9	0.8	1.0	
N of Valid	237	257	210	121	825	
N of Miss	26	10	2	6	44	

Table 137: During the past 30 days, how many times did you ride in a car or other vehicle driven by someone who had been drinking alcohol or using drugs to get high?


Response	6	8	10	12	Total	
0 times	92.8	83.1	77.1	73.6	82.9	
1 time	2.1	4.3	6.7	7.4	4.8	
2 or 3 times	2.6	5.9	11.0	9.9	6.8	
4 or 5 times	0.4	2.0	2.9	8.3	2.7	
6 or more times	2.1	4.7	2.4	0.8	2.8	
N of Valid	235	255	210	121	821	
N of Miss	28	12	2	6	48	

Table 138: During the past 30 days, how many times did you drive a car or other vehicle when you had been drinking alcohol or using drugs to get high?

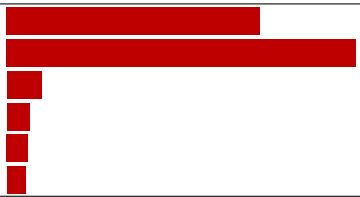
Response	6	8	10	12	Total	
I did not drive a car in the past 30 days	42.9	51.6	32.0	19.8	39.3	
0 times	54.9	45.9	59.2	66.9	55.1	
1 time	1.8	1.2	5.8	5.0	3.1	
2 or 3 times	0.0	1.2	1.0	3.3	1.1	
4 or 5 times	0.0	0.0	1.5	3.3	0.9	
6 or more times	0.4	0.0	0.5	1.7	0.5	
N of Valid	226	246	206	121	799	
N of Miss	37	21	6	6	70	

Table 139: If you drank alcohol (not just a sip or taste) in the past year, how did you usually get it?

Response	6	8	10	12	Total	
I did not drink alcohol in the past year	93.3	76.7	57.6	54.2	73.1	
I bought it myself with a fake ID	0.0	0.0	0.0	0.0	0.0	
I bought it myself without a fake ID	0.0	0.0	0.5	0.8	0.3	
I got it from someone I know age 21 or older	0.4	5.2	16.6	25.8	9.9	
I got it from someone I know under age 21	0.0	4.0	7.3	7.5	4.3	
I got it from my brother or sister	0.0	0.4	2.0	0.8	0.8	
I got it from home with my parents' permission	1.3	4.0	2.4	3.3	2.8	
I got it from home without my parents' permission	0.0	2.8	4.9	1.7	2.4	
I got it from another relative	2.2	3.2	1.5	0.0	2.0	
A stranger bought it for me	0.0	0.0	1.5	3.3	0.9	
I took it from a store or shop	0.0	0.0	0.5	0.0	0.1	
Other	2.7	3.6	5.4	2.5	3.6	
N of Valid	225	249	205	120	799	
N of Miss	38	18	7	7	70	

Table 140: If you drank alcohol (not just a sip or taste) in the past year, where did you usually drink it?

Response	6	8	10	12	Total	
I did not drink alcohol in the past year	94.1	76.2	56.6	51.3	72.4	
at my home	1.8	9.3	12.2	11.8	8.3	
at someone else's home	2.7	8.9	22.4	26.9	13.4	
at an open area like a park, beach, field, back road, woods, or a street corner	0.5	3.6	6.3	6.7	3.9	
at a sporting event or concert	0.0	0.0	0.0	0.0	0.0	
at a restaurant, bar, or a nightclub	0.0	0.4	1.0	0.8	0.5	
at an empty building or a construction site	0.0	0.4	0.0	1.7	0.4	
at a hotel/motel	0.5	0.8	0.0	0.0	0.4	
in a car	0.0	0.0	1.0	0.8	0.4	
at school	0.5	0.4	0.5	0.0	0.4	
N of Valid	222	248	205	119	794	
N of Miss	41	19	7	8	75	

Table 141: How do you feel about someone your age having one or two drinks of an alcoholic beverage nearly every day?





Response	6	8	10	12	Total	
Neither approve nor disapprove	14.0	26.5	26.8	31.7	23.8	
Somewhat disapprove	5.2	14.6	24.9	24.2	16.0	
Strongly disapprove	61.1	48.6	41.0	38.3	48.7	
Don't know or can't say	19.7	10.3	7.3	5.8	11.5	
N of Valid	229	253	205	120	807	
N of Miss	34	14	7	7	62	

Table 142: On how many occasions have you had alcoholic beverages (beer, wine or hard liquor) to drink in your lifetime - more than just a few sips?








Response	6	8	10	12	Total	
0	90.1	66.4	46.1	41.3	64.3	
01/02/13	4.7	14.8	12.6	9.1	10.5	
03/05/13	1.7	6.8	12.1	9.9	7.2	
06/09/13	2.2	5.2	4.9	7.4	4.6	
10/19/13	0.4	3.2	7.3	11.6	4.7	
20-39	0.4	1.6	6.8	7.4	3.5	
40	0.4	2.0	10.2	13.2	5.3	
N of Valid	232	250	206	121	809	
N of Miss	31	17	6	6	60	

Table 143: On how many occasions have you drunk one of more drinks of an alcoholic beverage during the past 30 days?








Response	6	8	10	12	Total	
0	97.4	89.2	75.7	73.3	85.7	
01/02/13	0.9	8.8	13.1	14.2	8.4	
03/05/13	0.0	1.2	3.9	7.5	2.5	
06/09/13	0.9	0.4	4.4	2.5	1.9	
10/19/13	0.0	0.4	1.5	1.7	0.7	
20-39	0.9	0.0	0.5	0.8	0.5	
40	0.0	0.0	1.0	0.0	0.2	
N of Valid	231	250	206	120	807	
N of Miss	32	17	6	7	62	

Table 144: On how many occasions have you used marijuana (grass, pot) or hashish (hash, hash oil) in your lifetime?


Response	6	8	10	12	Total	
0	99.1	86.6	69.3	65.5	82.6	
01/02/13	0.0	5.3	9.3	6.7	5.0	
03/05/13	0.4	2.4	4.9	5.9	3.0	
06/09/13	0.0	2.0	3.4	6.7	2.5	
10/19/13	0.4	1.6	1.5	4.2	1.6	
20-39	0.0	0.0	2.4	3.4	1.1	
40	0.0	2.0	9.3	7.6	4.1	
N of Valid	231	246	205	119	801	
N of Miss	32	21	7	8	68	

Table 145: On how many occasions have you used marijuana (grass, pot) or hashish (hash, hash oil) during the past 30 days?


Response	6	8	10	12	Total	
0	99.6	93.6	83.4	86.0	91.6	
01/02/13	0.0	3.2	5.9	5.0	3.2	
03/05/13	0.0	0.8	4.4	0.0	1.4	
06/09/13	0.4	1.2	1.5	1.7	1.1	
10/19/13	0.0	0.0	2.0	4.1	1.1	
20-39	0.0	0.4	2.4	2.5	1.1	
40	0.0	0.8	0.5	0.8	0.5	
N of Valid	232	249	205	121	807	
N of Miss	31	18	7	6	62	

Table 146: On how many occasions have you used LSD or other psychedelics in your lifetime?


Response	6	8	10	12	Total	
0	100.0	99.2	97.1	97.5	98.6	
01/02/13	0.0	0.8	1.0	2.5	0.9	
03/05/13	0.0	0.0	0.5	0.0	0.1	
06/09/13	0.0	0.0	1.0	0.0	0.2	
10/19/13	0.0	0.0	0.5	0.0	0.1	
20-39	0.0	0.0	0.0	0.0	0.0	
40	0.0	0.0	0.0	0.0	0.0	
N of Valid	231	249	206	121	807	
N of Miss	32	18	6	6	62	

Table 147: On how many occasions have you used LSD or other psychedelics during the past 30 days?




Response	6	8	10	12	Total	
0	100.0	100.0	99.0	100.0	99.8	
01/02/13	0.0	0.0	0.5	0.0	0.1	
03/05/13	0.0	0.0	0.5	0.0	0.1	
06/09/13	0.0	0.0	0.0	0.0	0.0	
10/19/13	0.0	0.0	0.0	0.0	0.0	
20-39	0.0	0.0	0.0	0.0	0.0	
40	0.0	0.0	0.0	0.0	0.0	
N of Valid	231	250	206	121	808	
N of Miss	32	17	6	6	61	

Table 148: On how many occasions have you used cocaine or crack in your lifetime?







Response	6	8	10	12	Total	
0	100.0	97.6	97.6	97.5	98.3	
01/02/13	0.0	1.6	1.0	0.8	0.9	
03/05/13	0.0	0.4	0.5	0.8	0.4	
06/09/13	0.0	0.0	0.0	0.0	0.0	
10/19/13	0.0	0.4	0.0	0.8	0.2	
20-39	0.0	0.0	0.5	0.0	0.1	
40	0.0	0.0	0.5	0.0	0.1	
N of Valid	231	250	207	121	809	
N of Miss	32	17	5	6	60	

Table 149: On how many occasions have you used cocaine or crack during the past 30 days?





Response	6	8	10	12	Total	
0	100.0	99.2	99.0	99.2	99.4	
01/02/13	0.0	0.4	0.0	0.8	0.2	
03/05/13	0.0	0.4	0.0	0.0	0.1	
06/09/13	0.0	0.0	0.0	0.0	0.0	
10/19/13	0.0	0.0	1.0	0.0	0.2	
20-39	0.0	0.0	0.0	0.0	0.0	
40	0.0	0.0	0.0	0.0	0.0	
N of Valid	230	249	206	121	806	
N of Miss	33	18	6	6	63	

Table 150: On how many occasions have you sniffed glue, breathed the contents of an aerosol spray can, or inhaled other gases or sprays, in order to get high in your lifetime?







Response	6	8	10	12	Total	
0	97.8	84.0	93.2	97.5	92.3	
01/02/13	1.7	8.8	2.4	1.7	4.1	
03/05/13	0.4	5.2	2.9	0.8	2.6	
06/09/13	0.0	0.8	0.5	0.0	0.4	
10/19/13	0.0	0.0	0.0	0.0	0.0	
20-39	0.0	0.0	0.5	0.0	0.1	
40	0.0	1.2	0.5	0.0	0.5	
N of Valid	229	250	206	121	806	
N of Miss	34	17	6	6	63	

Table 151: On how many occasions have you sniffed glue, breathed the contents of an aerosol spray can, or inhaled other gases or sprays, in order to get high during the past 30 days?






Response	6	8	10	12	Total	
0	99.6	94.8	96.1	100.0	97.3	
01/02/13	0.4	4.0	1.9	0.0	1.9	
03/05/13	0.0	0.0	1.5	0.0	0.4	
06/09/13	0.0	1.2	0.0	0.0	0.4	
10/19/13	0.0	0.0	0.5	0.0	0.1	
20-39	0.0	0.0	0.0	0.0	0.0	
40	0.0	0.0	0.0	0.0	0.0	
N of Valid	230	250	206	121	807	
N of Miss	33	17	6	6	62	

Table 152: On how many occasions have you used Daztrex in your lifetime?


Response	6	8	10	12	Total	
0	100.0	100.0	100.0	100.0	100.0	
01/02/13	0.0	0.0	0.0	0.0	0.0	
03/05/13	0.0	0.0	0.0	0.0	0.0	
06/09/13	0.0	0.0	0.0	0.0	0.0	
10/19/13	0.0	0.0	0.0	0.0	0.0	
20-39	0.0	0.0	0.0	0.0	0.0	
40	0.0	0.0	0.0	0.0	0.0	
N of Valid	229	250	207	120	806	
N of Miss	34	17	5	7	63	

Table 153: On how many occasions have you used Daztrex during the past 30 days?


Response	6	8	10	12	Total	
0	100.0	100.0	100.0	100.0	100.0	
01/02/13	0.0	0.0	0.0	0.0	0.0	
03/05/13	0.0	0.0	0.0	0.0	0.0	
06/09/13	0.0	0.0	0.0	0.0	0.0	
10/19/13	0.0	0.0	0.0	0.0	0.0	
20-39	0.0	0.0	0.0	0.0	0.0	
40	0.0	0.0	0.0	0.0	0.0	
N of Valid	229	248	206	120	803	
N of Miss	34	19	6	7	66	

Table 154: On how many occasions have you used synthetic marijuana in your lifetime?








Response	6	8	10	12	Total	
0	100.0	97.2	87.9	85.8	93.9	
01/02/13	0.0	0.8	5.8	5.0	2.5	
03/05/13	0.0	1.2	1.9	3.3	1.4	
06/09/13	0.0	0.4	1.9	2.5	1.0	
10/19/13	0.0	0.0	1.5	0.8	0.5	
20-39	0.0	0.0	0.0	0.8	0.1	
40	0.0	0.4	1.0	1.7	0.6	
N of Valid	229	250	206	120	805	
N of Miss	34	17	6	7	64	

Table 155: On how many occasions have you used synthetic marijuana during the past 30 days?





Response	6	8	10	12	Total	
0	100.0	98.0	97.1	98.3	98.4	
01/02/13	0.0	1.6	1.9	1.7	1.2	
03/05/13	0.0	0.0	0.0	0.0	0.0	
06/09/13	0.0	0.0	0.0	0.0	0.0	
10/19/13	0.0	0.0	1.0	0.0	0.2	
20-39	0.0	0.0	0.0	0.0	0.0	
40	0.0	0.4	0.0	0.0	0.1	
N of Valid	229	250	206	119	804	
N of Miss	34	17	6	8	65	

Table 156: On how many occasions have you used methamphetamines (meth, speed, crank, crystal meth) in your lifetime?






Response	6	8	10	12	Total	
0	100.0	98.8	97.6	97.5	98.6	
01/02/13	0.0	0.8	1.5	0.8	0.7	
03/05/13	0.0	0.0	1.0	0.0	0.2	
06/09/13	0.0	0.0	0.0	0.0	0.0	
10/19/13	0.0	0.0	0.0	0.0	0.0	
20-39	0.0	0.4	0.0	0.0	0.1	
40	0.0	0.0	0.0	1.7	0.2	
N of Valid	228	248	206	119	801	
N of Miss	35	19	6	8	68	

Table 157: On how many occasions have you used methamphetamines (meth, speed, crank, crystal meth) in the past 30 days?




Response	6	8	10	12	Total	
0	100.0	99.6	99.0	98.3	99.4	
01/02/13	0.0	0.4	1.0	0.8	0.5	
03/05/13	0.0	0.0	0.0	0.0	0.0	
06/09/13	0.0	0.0	0.0	0.0	0.0	
10/19/13	0.0	0.0	0.0	0.8	0.1	
20-39	0.0	0.0	0.0	0.0	0.0	
40	0.0	0.0	0.0	0.0	0.0	
N of Valid	228	247	207	119	801	
N of Miss	35	20	5	8	68	

Table 158: On how many occasions have you used other chemical products (bath salts, plant food, etc.) in your lifetime?


Response	6	8	10	12	Total	
0	97.8	98.0	98.5	99.2	98.2	
01/02/13	1.3	2.0	0.5	0.0	1.1	
03/05/13	0.4	0.0	0.5	0.8	0.4	
06/09/13	0.0	0.0	0.5	0.0	0.1	
10/19/13	0.0	0.0	0.0	0.0	0.0	
20-39	0.4	0.0	0.0	0.0	0.1	
40	0.0	0.0	0.0	0.0	0.0	
N of Valid	227	248	206	119	800	
N of Miss	36	19	6	8	69	

Table 159: On how many occasions have you used other chemical products (bath salts, plant food, etc.) during the past 30 days?


Response	6	8	10	12	Total	
0	99.1	99.6	99.5	100.0	99.5	
01/02/13	0.4	0.4	0.5	0.0	0.4	
03/05/13	0.4	0.0	0.0	0.0	0.1	
06/09/13	0.0	0.0	0.0	0.0	0.0	
10/19/13	0.0	0.0	0.0	0.0	0.0	
20-39	0.0	0.0	0.0	0.0	0.0	
40	0.0	0.0	0.0	0.0	0.0	
N of Valid	228	248	206	120	802	
N of Miss	35	19	6	7	67	

Table 160: On how many occasions have you used heroin or other opiates in your lifetime?


Response	6	8	10	12	Total	
0	99.6	99.2	98.5	100.0	99.3	
01/02/13	0.4	0.8	1.0	0.0	0.6	
03/05/13	0.0	0.0	0.0	0.0	0.0	
06/09/13	0.0	0.0	0.5	0.0	0.1	
10/19/13	0.0	0.0	0.0	0.0	0.0	
20-39	0.0	0.0	0.0	0.0	0.0	
40	0.0	0.0	0.0	0.0	0.0	
N of Valid	229	248	205	120	802	
N of Miss	34	19	7	7	67	

Table 161: On how many occasions have you used heroin or other opiates during the past 30 days?

Response	6	8	10	12	Total	
0	99.6	100.0	99.5	100.0	99.8	
01/02/13	0.4	0.0	0.0	0.0	0.1	
03/05/13	0.0	0.0	0.0	0.0	0.0	
06/09/13	0.0	0.0	0.5	0.0	0.1	
10/19/13	0.0	0.0	0.0	0.0	0.0	
20-39	0.0	0.0	0.0	0.0	0.0	
40	0.0	0.0	0.0	0.0	0.0	
N of Valid	229	248	205	120	802	
N of Miss	34	19	7	7	67	

Table 162: On how many occasions have you used MDMA ('X', 'E', or ecstasy) in your lifetime?

Response	6	8	10	12	Total	
0	99.6	98.8	98.5	98.3	98.9	
01/02/13	0.0	0.8	1.0	0.8	0.6	
03/05/13	0.4	0.4	0.5	0.0	0.4	
06/09/13	0.0	0.0	0.0	0.8	0.1	
10/19/13	0.0	0.0	0.0	0.0	0.0	
20-39	0.0	0.0	0.0	0.0	0.0	
40	0.0	0.0	0.0	0.0	0.0	
N of Valid	225	246	206	120	797	
N of Miss	38	21	6	7	72	

Table 163: On how many occasions have you used MDMA ('X', 'E', or ecstasy) during the past 30 days?

Response	6	8	10	12	Total	
0	99.6	99.2	99.0	100.0	99.4	
01/02/13	0.0	0.8	1.0	0.0	0.5	
03/05/13	0.4	0.0	0.0	0.0	0.1	
06/09/13	0.0	0.0	0.0	0.0	0.0	
10/19/13	0.0	0.0	0.0	0.0	0.0	
20-39	0.0	0.0	0.0	0.0	0.0	
40	0.0	0.0	0.0	0.0	0.0	
N of Valid	226	246	206	120	798	
N of Miss	37	21	6	7	71	

Table 164: On how many occasions have you taken prescription drugs (such as Valium, Xanax, Ritalin, Adderall, OxyContin, Darvocet, or sleeping pills) not prescribed to you in your lifetime?








Response	6	8	10	12	Total	
0	97.4	92.3	86.3	89.2	91.7	
01/02/13	1.3	3.7	4.9	3.3	3.3	
03/05/13	0.0	1.6	1.0	0.8	0.9	
06/09/13	0.0	1.2	2.4	0.8	1.1	
10/19/13	0.0	0.4	3.4	0.8	1.1	
20-39	0.4	0.4	0.0	3.3	0.8	
40	0.9	0.4	2.0	1.7	1.1	
N of Valid	227	246	205	120	798	
N of Miss	36	21	7	7	71	

Table 165: On how many occasions have you taken prescription drugs (such as Valium, Xanax, Ritalin, Adderall, OxyContin, Darvocet, or sleeping pills) not prescribed to you during the past 30 days?








Response	6	8	10	12	Total	
0	97.8	95.1	94.6	95.0	95.7	
01/02/13	0.9	3.7	2.4	3.3	2.5	
03/05/13	0.4	0.8	1.5	0.8	0.9	
06/09/13	0.0	0.4	0.5	0.8	0.4	
10/19/13	0.0	0.0	0.5	0.0	0.1	
20-39	0.4	0.0	0.5	0.0	0.3	
40	0.4	0.0	0.0	0.0	0.1	
N of Valid	228	245	205	120	798	
N of Miss	35	22	7	7	71	

Table 166: On how many occasions have you taken non-prescription medicines such as diet pills (for example, Dietac, Dexatrim or Prolamine), stay-awake pills (for example No-Doz, Vivarin, or Wake), or cough or cold medicines (robos, DXM, etc.) to get high in your lifetime?








Response	6	8	10	12	Total	
0	96.9	95.9	93.6	99.2	96.1	
01/02/13	2.2	0.8	2.0	0.0	1.4	
03/05/13	0.4	1.2	2.0	0.0	1.0	
06/09/13	0.0	0.8	0.0	0.0	0.3	
10/19/13	0.0	0.8	1.5	0.0	0.6	
20-39	0.0	0.0	0.5	0.8	0.3	
40	0.4	0.4	0.5	0.0	0.4	
N of Valid	227	246	203	120	796	
N of Miss	36	21	9	7	73	

Table 167: On how many occasions have you taken non-prescription medicines such as diet pills (for example, Dietac, Dexatrim or Prolamine), stay-awake pills (for example No-Doz, Vivarin, or Wake), or cough or cold medicines (robos, DXM, etc.) to get high during the past 30 days?






Response	6	8	10	12	Total	
0	99.1	97.1	98.0	99.2	98.2	
01/02/13	0.4	2.4	1.0	0.0	1.1	
03/05/13	0.0	0.4	0.0	0.0	0.1	
06/09/13	0.4	0.0	0.5	0.8	0.4	
10/19/13	0.0	0.0	0.5	0.0	0.1	
20-39	0.0	0.0	0.0	0.0	0.0	
40	0.0	0.0	0.0	0.0	0.0	
N of Valid	228	245	204	120	797	
N of Miss	35	22	8	7	72	

Table 168: On how many occasions have you been drunk or very high from drinking alcoholic beverages during the past 30 days?








Response	6	8	10	12	Total	
0	97.8	92.1	82.0	80.7	89.4	
01/02/13	0.9	5.0	9.3	11.8	5.9	
03/05/13	0.4	1.2	2.0	3.4	1.5	
06/09/13	0.0	0.4	2.9	1.7	1.1	
10/19/13	0.0	0.4	1.5	1.7	0.8	
20-39	0.0	0.0	1.0	0.8	0.4	
40	0.9	0.8	1.5	0.0	0.9	
N of Valid	229	241	205	119	794	
N of Miss	34	26	7	8	75	

Table 169: On how many occasions have you drunk flavored alcoholic beverages, sometimes called 'alcopops' (like Mike's Hard Lemonade, Smirnoff Ice, Bacardi Breezers, etc.) in your lifetime?








Response	6	8	10	12	Total	
0	96.1	78.4	59.4	62.5	76.2	
01/02/13	2.6	9.8	13.0	5.0	7.9	
03/05/13	0.4	6.1	7.2	5.8	4.7	
06/09/13	0.4	2.9	8.2	6.7	4.1	
10/19/13	0.0	1.2	3.4	6.7	2.2	
20-39	0.0	0.8	2.9	6.7	2.0	
40	0.4	0.8	5.8	6.7	2.9	
N of Valid	229	245	207	120	801	
N of Miss	34	22	5	7	68	

Table 170: On how many occasions have you drunk flavored alcoholic beverages, sometimes called 'alcopops' (like Mike's Hard Lemonade, Smirnoff Ice, Bacardi Breezers, etc.) during the past 30 days?








Response	6	8	10	12	Total	
0	97.4	91.0	80.1	85.7	89.2	
01/02/13	1.3	6.6	9.7	7.6	6.0	
03/05/13	0.9	2.5	5.3	3.4	2.9	
06/09/13	0.0	0.0	0.5	2.5	0.5	
10/19/13	0.0	0.0	1.9	0.8	0.6	
20-39	0.0	0.0	1.5	0.0	0.4	
40	0.4	0.0	1.0	0.0	0.4	
N of Valid	229	244	206	119	798	
N of Miss	34	23	6	8	71	

Table 171: If you used prescription drugs or over the counter drugs without a doctor telling you to use it or for the purpose of getting high, where did you get these drugs?











Response	6	8	10	12	Total	
I did not use prescription drugs or over the counter drugs to get high.	98.6	94.6	89.7	90.0	93.7	
I bought it or took it from a store or shop.	0.0	0.0	2.5	0.8	0.8	
I got it from my parents with permission.	0.0	1.7	0.5	0.8	0.8	
I got it from home without permission.	0.0	1.2	2.0	1.7	1.2	
I got it from a relative with permission.	0.0	0.4	0.5	0.0	0.3	
I got it from a relative without permission.	0.0	0.0	0.5	0.0	0.1	
I got it from a friends home with permission.	0.0	0.4	0.5	0.0	0.3	
I got it from a friends home without permission.	0.0	0.0	0.0	0.0	0.0	
I got it from a friend while at school.	0.0	0.0	1.5	0.8	0.5	
I got it from a friend while at a party.	0.5	0.4	0.5	0.8	0.5	
I got it from a friend, elsewhere	0.9	1.2	2.0	5.0	1.9	
N of Valid	213	241	204	120	778	
N of Miss	50	26	8	7	91	

Table 172: During the last month, about how many marijuana cigarettes, or the equivalent, did you smoke a day, on the average?


Response	6	8	10	12	Total	
None	97.7	90.4	85.3	84.2	90.1	
Less than 1 a day	1.8	3.8	5.9	8.3	4.5	
1 a day	0.0	1.7	1.5	2.5	1.3	
2-3 a day	0.5	2.5	3.4	3.3	2.3	
4-6 a day	0.0	0.8	1.5	0.8	0.8	
7-10 a day	0.0	0.8	0.5	0.0	0.4	
11 or more a day	0.0	0.0	2.0	0.8	0.6	
N of Valid	217	239	204	120	780	
N of Miss	46	28	8	7	89	

Table 173: How wrong do your friends feel it would be for YOU to: drink alcohol?

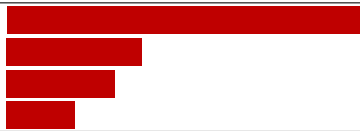
Response	6	8	10	12	Total	
Very wrong	78.4	58.3	40.4	40.0	56.5	
Wrong	13.8	18.8	26.6	20.8	19.7	
A little bit wrong	6.0	15.0	17.2	29.2	15.2	
Not wrong at all	1.8	7.9	15.8	10.0	8.6	
N of Valid	218	240	203	120	781	
N of Miss	45	27	9	7	88	

Table 174: How wrong do your friends feel it would be for YOU to: smoke tobacco?


Response	6	8	10	12	Total	
Very wrong	86.2	66.2	53.7	43.3	65.0	
Wrong	9.2	19.6	19.7	20.8	16.9	
A little bit wrong	3.2	8.8	13.3	19.2	10.0	
Not wrong at all	1.4	5.4	13.3	16.7	8.1	
N of Valid	218	240	203	120	781	
N of Miss	45	27	9	7	88	

Table 175: How wrong do your friends feel it would be for YOU to: smoke marijuana?





Response	6	8	10	12	Total	
Very wrong	90.8	66.7	53.7	47.5	67.1	
Wrong	6.5	13.8	16.7	15.0	12.7	
A little bit wrong	1.8	10.8	14.3	18.3	10.4	
Not wrong at all	0.9	8.8	15.3	19.2	9.9	
N of Valid	217	240	203	120	780	
N of Miss	46	27	9	7	89	

Table 176: How wrong do your friends feel it would be for YOU to: use prescription drugs not prescribed to you





Response	6	8	10	12	Total	
Very wrong	92.2	77.1	68.8	66.7	77.6	
Wrong	6.0	17.1	15.8	18.3	13.8	
A little bit wrong	1.4	3.8	9.4	7.5	5.1	
Not wrong at all	0.5	2.1	5.9	7.5	3.5	
N of Valid	218	240	202	120	780	
N of Miss	45	27	10	7	89	

Table 177: How wrong would most adults (over 21) in your neighborhood think it is for kids your age: to use marijuana?





Response	6	8	10	12	Total	
Very wrong	89.4	76.7	65.8	58.3	74.6	
Wrong	6.5	15.8	15.3	19.2	13.6	
A little bit wrong	3.2	4.2	13.4	15.8	8.1	
Not wrong at all	0.9	3.3	5.4	6.7	3.7	
N of Valid	216	240	202	120	778	
N of Miss	47	27	10	7	91	

Table 178: How wrong would most adults (over 21) in your neighborhood think it is for kids your age: to drink alcohol?

Response	6	8	10	12	Total	
Very wrong	84.3	69.2	52.7	44.2	65.2	
Wrong	11.6	17.9	23.6	25.8	18.9	
A little bit wrong	1.9	9.6	17.2	20.8	11.2	
Not wrong at all	2.3	3.3	6.4	9.2	4.7	
N of Valid	216	240	203	120	779	
N of Miss	47	27	9	7	90	

Table 179: How wrong would most adults (over 21) in your neighborhood think it is for kids your age: to smoke cigarettes?

Response	6	8	10	12	Total	
Very wrong	85.6	73.3	61.1	45.8	69.3	
Wrong	9.7	15.8	18.7	19.2	15.4	
A little bit wrong	2.8	5.8	14.8	21.7	9.8	
Not wrong at all	1.9	5.0	5.4	13.3	5.5	
N of Valid	216	240	203	120	779	
N of Miss	47	27	9	7	90	

Table 180: How much do each of the following statements describe your neighborhood? crime and/or drug selling

Response	6	8	10	12	Total	
NO!	82.0	68.9	60.5	51.7	67.6	
no	12.6	23.1	20.0	31.4	20.7	
yes	4.4	5.9	16.0	11.0	8.9	
YES!	1.0	2.1	3.5	5.9	2.8	
N of Valid	206	238	200	118	762	
N of Miss	57	29	12	9	107	

Table 181: How much do each of the following statements describe your neighborhood? fights





Response	6	8	10	12	Total	
NO!	69.1	60.4	59.2	55.5	61.7	
no	19.6	23.8	24.4	30.3	23.8	
yes	8.8	12.8	13.9	10.9	11.7	
YES!	2.5	3.0	2.5	3.4	2.8	
N of Valid	204	235	201	119	759	
N of Miss	59	32	11	8	110	

Table 182: How much do each of the following statements describe your neighborhood? lots of empty or abandoned buildings





Response	6	8	10	12	Total	
NO!	67.6	63.3	58.7	62.2	63.1	
no	24.5	30.0	30.3	28.6	28.4	
yes	6.9	5.9	9.5	6.7	7.2	
YES!	1.0	0.8	1.5	2.5	1.3	
N of Valid	204	237	201	119	761	
N of Miss	59	30	11	8	108	

Table 183: How much do each of the following statements describe your neighborhood? lots of graffiti





Response	6	8	10	12	Total	
NO!	81.7	69.1	67.0	66.9	71.6	
no	16.3	23.3	28.0	29.7	23.7	
yes	2.0	5.9	3.5	3.4	3.8	
YES!	0.0	1.7	1.5	0.0	0.9	
N of Valid	202	236	200	118	756	
N of Miss	61	31	12	9	113	

Table 184: I feel safe in my neighborhood.

Response	6	8	10	12	Total
NO!	8.3	6.8	5.0	9.2	7.1
no	8.3	7.2	7.9	6.7	7.6
yes	29.1	35.4	40.6	45.8	36.7
YES!	54.4	50.6	46.5	38.3	48.6
N of Valid	206	237	202	120	765
N of Miss	57	30	10	7	104

Table 185: If a kid smoked marijuana in your neighborhood would he or she be caught by the police?

Response	6	8	10	12	Total
NO!	9.2	15.2	18.7	25.0	16.0
no	23.7	34.3	46.5	49.2	37.0
yes	29.0	30.9	22.7	15.0	25.7
YES!	38.2	19.6	12.1	10.8	21.3
N of Valid	207	230	198	120	755
N of Miss	56	37	14	7	114

Table 186: If a kid drank some beer, wine or hard liquor (for example, vodka, whiskey, or gin) in your neighborhood would he or she be caught by the police?

Response	6	8	10	12	Total
NO!	9.7	17.5	23.9	28.3	18.8
no	31.6	43.7	52.3	53.3	44.1
yes	29.1	24.9	15.7	10.0	21.3
YES!	29.6	14.0	8.1	8.3	15.8
N of Valid	206	229	197	120	752
N of Miss	57	38	15	7	117

Table 187: If a kid carried a handgun in your neighborhood would he or she be caught by the police?





Response	6	8	10	12	Total	
NO!	10.7	15.2	17.8	20.0	15.4	
no	20.9	28.3	29.9	39.2	28.4	
yes	28.2	30.4	27.9	21.7	27.8	
YES!	40.3	26.1	24.4	19.2	28.4	
N of Valid	206	230	197	120	753	
N of Miss	57	37	15	7	116	

Table 188: If you wanted to get some cigarettes, how easy would it be for you to get some?





Response	6	8	10	12	Total	
Very hard	76.0	48.3	26.8	15.0	44.8	
Sort of hard	10.3	19.1	9.1	9.2	12.5	
Sort of easy	9.8	15.2	31.8	22.5	19.3	
Very easy	3.9	17.4	32.3	53.3	23.4	
N of Valid	204	230	198	120	752	
N of Miss	59	37	14	7	117	

Table 189: If you wanted to get some beer, wine or hard liquor (for example, vodka, whiskey, or gin), how easy would it be for you to get some?





Response	6	8	10	12	Total	
Very hard	74.4	44.1	18.8	14.3	40.9	
Sort of hard	11.8	18.8	14.7	15.1	15.2	
Sort of easy	9.4	20.1	27.9	35.3	21.7	
Very easy	4.4	17.0	38.6	35.3	22.2	
N of Valid	203	229	197	119	748	
N of Miss	60	38	15	8	121	

Table 190: If you wanted to get a drug like cocaine, LSD, or amphetamines, how easy would it be for you to get some?


Response	6	8	10	12	Total	
Very hard	93.5	77.8	59.1	54.2	73.3	
Sort of hard	3.5	14.3	24.7	16.9	14.6	
Sort of easy	2.0	5.7	8.1	16.1	7.0	
Very easy	1.0	2.2	8.1	12.7	5.1	
N of Valid	200	230	198	118	746	
N of Miss	63	37	14	9	123	

Table 191: If you wanted to get a handgun, how easy would it be for you to get one?


Response	6	8	10	12	Total	
Very hard	70.5	59.4	52.0	40.3	57.4	
Sort of hard	13.0	15.3	19.7	21.0	16.8	
Sort of easy	8.5	11.8	12.1	19.3	12.2	
Very easy	8.0	13.5	16.2	19.3	13.7	
N of Valid	200	229	198	119	746	
N of Miss	63	38	14	8	123	

Table 192: If you wanted to get some marijuana, how easy would it be for you to get some?


Response	6	8	10	12	Total	
Very hard	90.3	61.8	34.0	23.5	55.8	
Sort of hard	4.6	14.5	10.2	9.2	9.9	
Sort of easy	2.6	9.6	22.3	16.8	12.3	
Very easy	2.6	14.0	33.5	50.4	22.0	
N of Valid	196	228	197	119	740	
N of Miss	67	39	15	8	129	

Table 193: If you wanted to get prescription drugs for the purpose of getting high, how easy would it be for you to get some?

Response	6	8	10	12	Total	
Very hard	85.5	62.7	40.4	32.8	58.1	
Sort of hard	8.0	13.2	17.7	23.5	14.6	
Sort of easy	2.0	13.6	19.7	23.5	13.7	
Very easy	4.5	10.5	22.2	20.2	13.6	
N of Valid	200	228	198	119	745	
N of Miss	63	39	14	8	124	

Table 194: If you wanted to get synthetic marijuana such as K2 or chemical products such as bath salts to get high, how easy would it be for you to get some?

Response	6	8	10	12	Total	
Very hard	91.5	75.0	56.1	37.0	68.3	
Sort of hard	4.5	17.1	19.2	20.2	14.8	
Sort of easy	2.0	3.9	10.1	26.1	8.6	
Very easy	2.0	3.9	14.6	16.8	8.3	
N of Valid	199	228	198	119	744	
N of Miss	64	39	14	8	125	

Table 195: If you wanted to get steroids to enhance athletic performance, how easy would it be for you to get some?

Response	6	8	10	12	Total	
Very hard	89.4	72.1	56.6	56.3	70.0	
Sort of hard	5.6	17.9	24.2	20.2	16.7	
Sort of easy	3.5	6.1	10.6	14.3	7.9	
Very easy	1.5	3.9	8.6	9.2	5.4	
N of Valid	198	229	198	119	744	
N of Miss	65	38	14	8	125	

Table 196: During the past 12 months, have you participated in any alcohol prevention programs or seen any alcohol prevention messages in your school or community? Yes, a school-based program focused on preventing underage drinking and/or drinking and driving.



Response	6	8	10	12	Total	
No	72.2	73.4	83.0	80.3	76.4	
Yes	27.8	26.6	17.0	19.7	23.6	
N of Valid	263	267	212	127	869	
N of Miss	0	0	0	0	0	

Table 197: During the past 12 months, have you participated in any alcohol prevention programs or seen any alcohol prevention messages in your school or community? Yes, a community-based program focused on preventing underage drinking and/or drinking and driving (for example, through your church or temple or through youth groups like Boys and Girls Club or 4-H).



Response	6	8	10	12	Total	
No	91.3	89.5	92.9	94.5	91.6	
Yes	8.7	10.5	7.1	5.5	8.4	
N of Valid	263	267	212	127	869	
N of Miss	0	0	0	0	0	

Table 198: During the past 12 months, have you participated in any alcohol prevention programs or seen any alcohol prevention messages in your school or community? Yes, a media campaign addressing underage drinking and/or drinking and driving (for example, newspaper ads, posters, pamphlets, radio, TV).



Response	6	8	10	12	Total	
No	90.9	84.6	84.9	85.8	86.8	
Yes	9.1	15.4	15.1	14.2	13.2	
N of Valid	263	267	212	127	869	
N of Miss	0	0	0	0	0	

Table 199: During the past 12 months, have you participated in any alcohol prevention programs or seen any alcohol prevention messages in your school or community? No



Response	6	8	10	12	Total	
No	61.6	53.9	36.8	39.4	49.9	
Yes	38.4	46.1	63.2	60.6	50.1	
N of Valid	263	267	212	127	869	
N of Miss	0	0	0	0	0	

Table 200: How wrong do your parents feel it would be for YOU to: drink beer, wine or hard liquor (for example, vodka, whiskey or gin) regularly?

Response	6	8	10	12	Total	
Very wrong	88.4	81.4	77.3	76.5	81.4	
Wrong	8.1	11.5	15.7	15.1	12.3	
A little bit wrong	3.0	4.4	5.6	5.9	4.6	
Not wrong at all	0.5	2.7	1.5	2.5	1.8	
N of Valid	198	226	198	119	741	
N of Miss	65	41	14	8	128	

Table 201: How wrong do your parents feel it would be for YOU to: smoke tobacco?

Response	6	8	10	12	Total	
Very wrong	93.4	88.9	83.4	74.8	86.4	
Wrong	5.1	6.2	10.6	13.4	8.2	
A little bit wrong	1.0	3.1	4.5	6.7	3.5	
Not wrong at all	0.5	1.8	1.5	5.0	1.9	
N of Valid	198	226	199	119	742	
N of Miss	65	41	13	8	127	

Table 202: How wrong do your parents feel it would be for YOU to: smoke marijuana?

Response	6	8	10	12	Total	
Very wrong	94.9	87.2	83.3	80.7	87.1	
Wrong	3.1	6.2	10.1	9.2	6.9	
A little bit wrong	1.5	2.7	4.0	5.9	3.3	
Not wrong at all	0.5	4.0	2.5	4.2	2.7	
N of Valid	195	226	198	119	738	
N of Miss	68	41	14	8	131	

Table 203: How wrong do your parents feel it would be for YOU to: use prescription drugs not prescribed to you?





Response	6	8	10	12	Total	
Very wrong	96.4	90.2	89.4	91.6	91.9	
Wrong	3.1	6.2	8.0	5.0	5.7	
A little bit wrong	0.5	2.7	2.0	1.7	1.8	
Not wrong at all	0.0	0.9	0.5	1.7	0.7	
N of Valid	195	225	199	119	738	
N of Miss	68	42	13	8	131	

Table 204: How wrong do your parents feel it would be for YOU to: steal something worth more than \$5?





Response	6	8	10	12	Total	
Very wrong	83.8	78.6	83.9	84.0	82.3	
Wrong	13.2	17.0	13.6	13.4	14.5	
A little bit wrong	3.0	3.1	2.0	0.8	2.4	
Not wrong at all	0.0	1.3	0.5	1.7	0.8	
N of Valid	197	224	199	119	739	
N of Miss	66	43	13	8	130	

Table 205: How wrong do your parents feel it would be for YOU to: draw graffiti, write things, or draw pictures on buildings or other property (without the owner's permission)?





Response	6	8	10	12	Total	
Very wrong	89.8	80.9	82.4	82.4	83.9	
Wrong	8.6	13.3	13.6	10.9	11.8	
A little bit wrong	1.0	3.6	3.5	5.0	3.1	
Not wrong at all	0.5	2.2	0.5	1.7	1.2	
N of Valid	197	225	199	119	740	
N of Miss	66	42	13	8	129	

Table 206: How wrong do your parents feel it would be for YOU to: pick a fight with someone?





Response	6	8	10	12	Total	
Very wrong	77.2	56.7	56.8	61.3	62.9	
Wrong	15.2	25.4	25.1	23.5	22.3	
A little bit wrong	4.6	12.5	15.6	14.3	11.5	
Not wrong at all	3.0	5.4	2.5	0.8	3.2	
N of Valid	197	224	199	119	739	
N of Miss	66	43	13	8	130	

Table 207: During the past 12 months, have you talked with at least one of your parents about the dangers of underage drinking and/or drinking and driving? By parents, we mean either your biological parents, adoptive parents, stepparents, or adult guardians - whether or not they live with you.



Response	6	8	10	12	Total	
No	43.4	47.4	54.3	55.2	49.6	
Yes	56.6	52.6	45.7	44.8	50.4	
N of Valid	182	215	199	116	712	
N of Miss	81	52	13	11	157	

Table 208: The rules in my family are clear.





Response	6	8	10	12	Total	
NO!	2.7	2.3	1.0	4.3	2.4	
no	4.8	8.8	7.5	5.1	6.8	
yes	26.1	33.2	43.2	43.6	35.8	
YES!	66.5	55.8	48.2	47.0	55.1	
N of Valid	188	217	199	117	721	
N of Miss	75	50	13	10	148	

Table 209: People in my family often insult or yell at each other.





Response	6	8	10	12	Total	
NO!	40.5	28.2	19.1	30.8	29.3	
no	35.7	42.3	45.2	40.2	41.0	
yes	16.2	19.2	27.1	20.5	20.9	
YES!	7.6	10.3	8.5	8.5	8.8	
N of Valid	185	213	199	117	714	
N of Miss	78	54	13	10	155	

Table 210: When I am not at home, one of my parents knows where I am and who I am with.





Response	6	8	10	12	Total	
NO!	4.3	4.2	1.5	4.3	3.5	
no	3.8	4.7	4.6	9.4	5.2	
yes	25.9	33.5	47.2	42.7	36.8	
YES!	65.9	57.7	46.7	43.6	54.5	
N of Valid	185	215	197	117	714	
N of Miss	78	52	15	10	155	

Table 211: We argue about the same things in my family over and over.





Response	6	8	10	12	Total	
NO!	42.1	19.7	15.2	23.9	24.9	
no	32.8	44.6	41.4	36.8	39.4	
yes	19.7	23.9	30.3	26.5	25.0	
YES!	5.5	11.7	13.1	12.8	10.7	
N of Valid	183	213	198	117	711	
N of Miss	80	54	14	10	158	

Table 212: If you drank some beer or wine or liquor (for example, vodka, whiskey, or gin) without your parents' permission, would you be caught by your parents?

Response	6	8	10	12	Total
NO!	9.5	10.7	8.2	17.1	10.8
no	7.3	21.0	34.9	36.8	24.0
yes	8.9	23.4	32.3	29.9	23.3
YES!	74.3	44.9	24.6	16.2	42.0
N of Valid	179	214	195	117	705
N of Miss	84	53	17	10	164

Table 213: My family has clear rules about alcohol and drug use.

Response	6	8	10	12	Total
NO!	6.0	5.2	1.0	4.3	4.1
no	5.4	8.0	10.8	12.8	8.9
yes	17.4	23.5	36.4	37.6	27.8
YES!	71.2	63.4	51.8	45.3	59.2
N of Valid	184	213	195	117	709
N of Miss	79	54	17	10	160

Table 214: If you carried a handgun without your parents' permission, would you be caught by your parents?

Response	6	8	10	12	Total
NO!	4.4	5.6	3.6	8.5	5.2
no	5.0	9.8	14.0	16.2	10.8
yes	11.6	23.4	30.6	35.9	24.4
YES!	79.0	61.2	51.8	39.3	59.6
N of Valid	181	214	193	117	705
N of Miss	82	53	19	10	164

Table 215: If you skipped school would you be caught by your parents?

Response	6	8	10	12	Total	
NO!	6.6	6.1	2.6	8.6	5.7	
no	7.1	11.3	17.9	22.4	13.9	
yes	12.0	30.5	30.3	30.2	25.6	
YES!	74.3	52.1	49.2	38.8	54.9	
N of Valid	183	213	195	116	707	
N of Miss	80	54	17	11	162	

Table 216: My parents ask if I've gotten my homework done.

Response	6	8	10	12	Total	
NO!	3.9	5.7	7.2	8.6	6.1	
no	5.6	8.5	13.3	29.3	12.6	
yes	22.3	33.2	39.5	40.5	33.4	
YES!	68.2	52.6	40.0	21.6	47.9	
N of Valid	179	211	195	116	701	
N of Miss	84	56	17	11	168	

Table 217: People in my family have serious arguments.

Response	6	8	10	12	Total	
NO!	48.0	33.5	20.0	31.9	33.1	
no	37.1	38.7	49.7	38.8	41.4	
yes	9.7	14.2	19.5	20.7	15.6	
YES!	5.1	13.7	10.8	8.6	9.9	
N of Valid	175	212	195	116	698	
N of Miss	88	55	17	11	171	

Table 218: Would your parents know if you did not come home on time?

Response	6	8	10	12	Total	
NO!	6.1	5.1	2.6	4.3	4.5	
no	6.1	11.2	9.2	11.2	9.3	
yes	19.0	28.8	40.8	44.8	32.3	
YES!	68.7	54.9	47.4	39.7	53.8	
N of Valid	179	215	196	116	706	
N of Miss	84	52	16	11	163	

Table 219: Have any of your brothers or sisters ever: drunk beer, wine or hard liquor (for example, vodka, whiskey or gin)?

Response	6	8	10	12	Total	
No	84.3	57.5	44.6	38.5	57.5	
Yes	15.2	37.9	52.8	58.1	39.6	
I don't have any brothers or sisters	0.6	4.7	2.6	3.4	2.8	
N of Valid	178	214	195	117	704	
N of Miss	85	53	17	10	165	

Table 220: Have any of your brothers or sisters ever: smoked marijuana?

Response	6	8	10	12	Total	
No	93.2	79.0	71.1	57.8	76.9	
Yes	6.2	16.4	26.3	38.8	20.3	
I don't have any brothers or sisters	0.6	4.7	2.6	3.4	2.9	
N of Valid	177	214	194	116	701	
N of Miss	86	53	18	11	168	

Table 221: Have any of your brothers or sisters ever: smoked cigarettes?

Response	6	8	10	12	Total	
No	87.0	70.1	59.8	58.3	69.6	
Yes	12.4	25.1	37.6	38.3	27.5	
I don't have any brothers or sisters	0.6	4.7	2.6	3.5	2.9	
N of Valid	177	211	194	115	697	
N of Miss	86	56	18	12	172	

Table 222: Have any of your brothers or sisters ever: taken a handgun to school?




Response	6	8	10	12	Total	
No	98.3	93.4	94.8	95.7	95.4	
Yes	1.1	1.9	2.6	1.7	1.9	
I don't have any brothers or sisters	0.6	4.7	2.6	2.6	2.7	
N of Valid	178	213	192	116	699	
N of Miss	85	54	20	11	170	

Table 223: Have any of your brothers or sisters ever: been suspended or expelled from school?




Response	6	8	10	12	Total	
No	92.7	76.5	75.3	71.6	79.4	
Yes	6.8	18.3	22.2	25.0	17.6	
I don't have any brothers or sisters	0.6	5.2	2.6	3.4	3.0	
N of Valid	177	213	194	116	700	
N of Miss	86	54	18	11	169	

Table 224: Have you changed homes in the past year (the last 12 months)?



Response	6	8	10	12	Total	
No	71.7	74.4	81.5	81.2	76.8	
Yes	28.3	25.6	18.5	18.8	23.2	
N of Valid	180	215	195	117	707	
N of Miss	83	52	17	10	162	

Table 225: How many times have you changed homes since kindergarten?






Response	6	8	10	12	Total	
Never	40.4	36.5	21.6	23.9	31.3	
1 or 2 times	29.2	26.1	35.6	40.2	31.9	
3 or 4 times	15.2	20.4	18.6	18.8	18.3	
5 or 6 times	9.6	5.2	13.4	8.5	9.1	
7 or more times	5.6	11.8	10.8	8.5	9.4	
N of Valid	178	211	194	117	700	
N of Miss	85	56	18	10	169	

Table 226: Have you changed schools (including changing from elementary to middle and middle to high school) in the past year?



Response	6	8	10	12	Total	
No	47.1	76.4	80.4	84.3	71.5	
Yes	52.9	23.6	19.6	15.7	28.5	
N of Valid	174	208	194	115	691	
N of Miss	89	59	18	12	178	

Table 227: How many times have you changed schools since kindergarten (including changing from elementary to middle and middle to high school)?






Response	6	8	10	12	Total	
Never	39.3	29.5	28.1	34.5	32.4	
1 or 2 times	30.1	34.3	20.3	26.7	28.1	
3 or 4 times	20.2	19.0	36.5	28.4	25.8	
5 or 6 times	6.9	7.6	10.4	5.2	7.8	
7 or more times	3.5	9.5	4.7	5.2	5.9	
N of Valid	173	210	192	116	691	
N of Miss	90	57	20	11	178	

Table 228: Has anyone in your family ever had severe alcohol or drug problems?



Response	6	8	10	12	Total	
No	75.9	66.8	54.7	53.0	63.4	
Yes	24.1	33.2	45.3	47.0	36.6	
N of Valid	174	208	192	115	689	
N of Miss	89	59	20	12	180	

Table 229: About how many adults (over 21) have you known personally who in the past year have: used marijuana, crack, cocaine, or other drugs?






Response	6	8	10	12	Total	
0	79.7	69.6	50.5	44.7	62.7	
1	9.9	9.7	13.7	14.9	11.7	
2	4.7	7.7	10.5	8.8	7.9	
03/04/13	2.9	4.8	13.2	12.3	7.9	
5	2.9	8.2	12.1	19.3	9.8	
N of Valid	172	207	190	114	683	
N of Miss	91	60	22	13	186	

Table 230: About how many adults (over 21) have you known personally who in the past year have: sold or dealt drugs?






Response	6	8	10	12	Total	
0	87.2	78.4	64.2	60.9	73.7	
1	6.4	7.8	13.2	13.9	10.0	
2	2.9	5.9	8.4	9.6	6.5	
03/04/13	2.3	1.5	6.8	7.8	4.3	
5	1.2	6.4	7.4	7.8	5.6	
N of Valid	172	204	190	115	681	
N of Miss	91	63	22	12	188	

Table 231: About how many adults (over 21) have you known personally who in the past year have: done other things that could get them in trouble with the police, like stealing, selling stolen goods, mugging or assaulting others, etc.?






Response	6	8	10	12	Total	
0	84.8	75.6	66.3	67.5	74.0	
1	7.6	10.2	10.0	8.8	9.3	
2	2.9	4.4	7.4	7.0	5.3	
03/04/13	1.8	3.9	7.4	6.1	4.7	
5	2.9	5.9	8.9	10.5	6.8	
N of Valid	171	205	190	114	680	
N of Miss	92	62	22	13	189	

Table 232: About how many adults (over 21) have you known personally who in the past year have: gotten drunk or high?






Response	6	8	10	12	Total	
0	64.1	42.4	29.1	29.2	41.9	
1	20.0	22.9	11.1	15.0	17.6	
2	4.1	9.3	14.3	5.3	8.7	
03/04/13	2.9	6.3	14.3	10.6	8.4	
5	8.8	19.0	31.2	39.8	23.3	
N of Valid	170	205	189	113	677	
N of Miss	93	62	23	14	192	

Table 233: Have you seen or heard information about underage drinking in the past 12 months from the following sources? Radio



Response	6	8	10	12	Total	
No	54.1	54.7	51.3	43.5	51.7	
Yes	45.9	45.3	48.7	56.5	48.3	
N of Valid	172	214	189	115	690	
N of Miss	91	53	23	12	179	

Table 234: Have you seen or heard information about underage drinking in the past 12 months from the following sources? TV.



Response	6	8	10	12	Total	
No	27.8	29.1	30.3	25.2	28.5	
Yes	72.2	70.9	69.7	74.8	71.5	
N of Valid	169	213	188	115	685	
N of Miss	94	54	24	12	184	

Table 235: Have you seen or heard information about underage drinking in the past 12 months from the following sources? Print. This includes information on underage drinking you may have seen in the newspaper, on a billboard, in pamphlets, on stickers, etc.



Response	6	8	10	12	Total	
No	53.0	37.1	42.0	39.1	42.7	
Yes	47.0	62.9	58.0	60.9	57.3	
N of Valid	166	213	188	115	682	
N of Miss	97	54	24	12	187	

Table 236: Have you seen or heard information about underage drinking in the past 12 months from the following sources? Website or social media? (Facebook, Myspace, website, etc.)



Response	6	8	10	12	Total	
No	55.1	44.8	44.7	35.1	45.7	
Yes	44.9	55.2	55.3	64.9	54.3	
N of Valid	167	212	188	114	681	
N of Miss	96	55	24	13	188	

Table 237: The next questions ask about your opinions of the information you saw or heard. If you have seen or heard more than one ad, please think about your favorite ad when answering these questions. The information about underage drinking that I saw or heard was convincing.






Response	6	8	10	12	Total	
NO!	26.8	13.0	12.6	14.0	16.3	
no	7.0	20.3	26.2	24.6	19.5	
yes	17.2	36.2	33.9	33.3	30.6	
YES!	27.4	19.3	15.3	14.0	19.2	
I have not seen or heard any ads about underage drinking in the past 12 months.	21.7	11.1	12.0	14.0	14.4	
N of Valid	157	207	183	114	661	
N of Miss	106	60	29	13	208	

Table 238: The next questions ask about your opinions of the information you saw or heard. If you have seen or heard more than one ad, please think about your favorite ad when answering these questions. The information about underage drinking that I saw or heard grabbed my attention.






Response	6	8	10	12	Total	
NO!	19.5	12.6	9.2	16.7	14.0	
no	8.8	23.7	37.8	22.8	23.9	
yes	20.8	34.8	28.6	33.3	29.5	
YES!	30.8	17.9	13.5	13.2	18.9	
I have not seen or heard any ads about underage drinking in the past 12 months.	20.1	11.1	10.8	14.0	13.7	
N of Valid	159	207	185	114	665	
N of Miss	104	60	27	13	204	

Table 239: The next questions ask about your opinions of the information you saw or heard. If you have seen or heard more than one ad, please think about your favorite ad when answering these questions. The information about underage drinking that I saw or heard said something important to me.

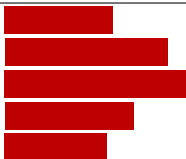
Response	6	8	10	12	Total	
NO!	21.4	12.6	13.0	14.9	15.2	
no	8.8	23.8	35.7	28.1	24.2	
yes	21.4	32.0	26.5	29.8	27.6	
YES!	26.4	20.9	13.0	13.2	18.7	
I have not seen or heard any ads about underage drinking in the past 12 months.	22.0	10.7	11.9	14.0	14.3	
N of Valid	159	206	185	114	664	
N of Miss	104	61	27	13	205	

Table 240: The next questions ask about your opinions of the information you saw or heard. If you have seen or heard more than one ad, please think about your favorite ad when answering these questions. Seeing or hearing this information about underage drinking made me want to stop or decrease my drinking.



Response	6	8	10	12	Total	
NO!	22.8	15.7	15.3	12.6	16.6	
no	4.8	11.1	26.0	27.9	16.8	
yes	7.6	22.2	19.8	27.9	19.2	
YES!	21.4	25.3	18.6	12.6	20.3	
I have not seen or heard any ads about underage drinking in the past 12 months.	43.4	25.8	20.3	18.9	27.1	
N of Valid	145	198	177	111	631	
N of Miss	118	69	35	16	238	

Table 241: How honest were you in filling out this survey?

Response	6	8	10	12	Total	
I was very honest	85.6	81.9	84.6	86.8	84.4	
I was honest pretty much of the time	10.3	14.8	9.6	7.0	10.9	
I was honest some of the time	2.3	2.4	5.3	4.4	3.5	
I was honest once in a while	1.7	1.0	0.5	1.8	1.2	
I was not honest at all	0.0	0.0	0.0	0.0	0.0	
N of Valid	174	210	188	114	686	
N of Miss	89	57	24	13	183	