

# 2012 APNA

Arkansas Prevention Needs Assessment Student Survey



**Bradley County Tables**

Arkansas Department of Human Services  
**Division of Behavioral Health Services**  
**Prevention Services**

Conducted by International Survey Associates dba Pride Surveys



## Contents

1	INTRODUCTION	10
2	PERCENTAGE TABLES	15

## List of Tables

1	Sex	16
2	Age	16
3	Are you Hispanic or Latino?	16
4	What is your race? Black or African American	17
5	What is your race? Asian	17
6	What is your race? American Indian	17
7	What is your race? Alaska Native	17
8	What is your race? White	18
9	What is your race? Native Hawaiian or Other Pacific Islander	18
10	What is your race? Other	18
11	What is the highest level of schooling completed by your mother or father?	19
12	Think of where you live most of the time. Which of the following people live there with you? Mother	19
13	Think of where you live most of the time. Which of the following people live there with you? Stepmother	19
14	Think of where you live most of the time. Which of the following people live there with you? Foster Mother	20
15	Think of where you live most of the time. Which of the following people live there with you? Grandmother	20
16	Think of where you live most of the time. Which of the following people live there with you? Aunt	20
17	Think of where you live most of the time. Which of the following people live there with you? Father	20
18	Think of where you live most of the time. Which of the following people live there with you? Stepfather	21
19	Think of where you live most of the time. Which of the following people live there with you? Foster Father	21
20	Think of where you live most of the time. Which of the following people live there with you? Grandfather	21
21	Think of where you live most of the time. Which of the following people live there with you? Uncle	21
22	Think of where you live most of the time. Which of the following people live there with you? Other Adults	22
23	Think of where you live most of the time. Which of the following people live there with you? Brother(s)	22
24	Think of where you live most of the time. Which of the following people live there with you? Stepbrother(s)	22
25	Think of where you live most of the time. Which of the following people live there with you? Sister(s)	22
26	Think of where you live most of the time. Which of the following people live there with you? Stepsister(s)	23

27	Think of where you live most of the time. Which of the following people live there with you? Other Children . . . . .	23
28	In my school, students have lots of chances to help decide things like class activities and rules. . . . .	23
29	Teachers ask me to work on special classroom projects. . . . .	23
30	My teacher(s) notices when I am doing a good job and lets me know about it. . . . .	24
31	There are lots of chances for students in my school to get involved in sports, clubs, and other school activities outside of class. . . . .	24
32	There are lots of chances for students in my school to talk with a teacher one-on-one. . . . .	24
33	I feel safe at my school. . . . .	25
34	The school lets my parents know when I have done something well. . . . .	25
35	My teachers praise me when I work hard in school. . . . .	25
36	Are your school grades better than the grades of most students in your class? . . . . .	26
37	I have lots of chances to be part of class discussions or activities. . . . .	26
38	Now thinking back over the past year in school, how often did you: enjoy being in school? . . . . .	26
39	Now thinking back over the past year in school, how often did you: hate being in school? . . . . .	27
40	Now thinking back over the past year in school, how often did you: try to do your best work in school? . . . . .	27
41	How often do you feel that the school work you are assigned is meaningful and important? . . . . .	27
42	Putting them all together, what were your grades like last year? . . . . .	28
43	How important do you think the things you are learning in school are going to be for your later life? . . . . .	28
44	How interesting are most of your courses to you? . . . . .	28
45	During the LAST FOUR WEEKS how many whole days of school have you missed because you skipped or 'cut'? . . . . .	29
46	What are the chances you would be seen as cool if you: smoked cigarettes? . . . . .	29
47	What are the chances you would be seen as cool if you: worked hard at school? . . . . .	29
48	What are the chances you would be seen as cool if you: began drinking alcoholic beverages regularly, that is, at least once or twice a month? . . . . .	30
49	What are the chances you would be seen as cool if you: defended someone who was being verbally abused at school? . . . . .	30
50	What are the chances you would be seen as cool if you: smoked marijuana? . . . . .	30
51	What are the chances you would be seen as cool if you: carried a handgun? . . . . .	31

52	Think of your four best friends (the friends you feel closest to). In the past year (12 months), how many of your best friends have: participated in clubs, organizations or activities at school? . . . . .	31
53	Think of your four best friends (the friends you feel closest to). In the past year (12 months), how many of your best friends have: smoked cigarettes? . . . . .	31
54	Think of your four best friends (the friends you feel closest to). In the past year (12 months), how many of your best friends have: tried beer, wine or hard liquor (for example, vodka, whiskey, or gin) when their parents didn't know about it? . . . . .	32
55	Think of your four best friends (the friends you feel closest to). In the past year (12 months), how many of your best friends have: made a commitment to stay drug-free? . . . . .	32
56	Think of your four best friends (the friends you feel closest to). In the past year (12 months), how many of your best friends have: used marijuana? . . . . .	32
57	Think of your four best friends (the friends you feel closest to). In the past year (12 months), how many of your best friends have: used prescription drugs or non-prescription drugs for the purposes of getting high? . . . . .	33
58	Think of your four best friends (the friends you feel closest to). In the past year (12 months), how many of your best friends have: used synthetic marijuana (K2, spice) or bath salts? . . . . .	33
59	Think of your four best friends (the friends you feel closest to). In the past year (12 months), how many of your best friends have: used LSD, cocaine, amphetamines, or other illegal drugs? . . . . .	33
60	Think of your four best friends (the friends you feel closest to). In the past year (12 months), how many of your best friends have: tried to do well in school? . . . . .	34
61	Think of your four best friends (the friends you feel closest to). In the past year (12 months), how many of your best friends have: been suspended from school? . . . . .	34
62	Think of your four best friends (the friends you feel closest to). In the past year (12 months), how many of your best friends have: liked school? . . . . .	34
63	Think of your four best friends (the friends you feel closest to). In the past year (12 months), how many of your best friends have: carried a handgun? . . . . .	35
64	Think of your four best friends (the friends you feel closest to). In the past year (12 months), how many of your best friends have: sold illegal drugs? . . . . .	35
65	Think of your four best friends (the friends you feel closest to). In the past year (12 months), how many of your best friends have: regularly attended religious services? . . . . .	35

66	Think of your four best friends (the friends you feel closest to). In the past year (12 months), how many of your best friends have: stolen or tried to steal a motor vehicle such as a car or motorcycle?	36
67	Think of your four best friends (the friends you feel closest to). In the past year (12 months), how many of your best friends have: been arrested?	36
68	Think of your four best friends (the friends you feel closest to). In the past year (12 months), how many of your best friends have: dropped out of school?	36
69	Think of your four best friends (the friends you feel closest to). In the past year (12 months), how many of your best friends have: been members of a gang?	37
70	How old were you when you first: smoked marijuana?	37
71	How old were you when you first: smoked a cigarette, even just a puff?	38
72	How old were you when you first: had more than a sip or two of beer, wine or hard liquor (for example, vodka, whiskey, or gin)?	38
73	How old were you when you first: began drinking alcoholic beverages regularly, that is, at least once or twice a month?	39
74	How old were you when you first: used Daztrex?	39
75	How old were you when you first: got suspended from school?	40
76	How old were you when you first: got arrested?	40
77	How old were you when you first: carried a handgun?	41
78	How old were you when you first: attacked someone with the idea of seriously hurting them?	41
79	How old were you when you first: belonged to a gang?	42
80	How wrong do you think it is for someone your age to: take a handgun to school?	42
81	How wrong do you think it is for someone your age to: steal anything worth more than \$5?	42
82	How wrong do you think it is for someone your age to: pick a fight with someone?	43
83	How wrong do you think it is for someone your age to: attack someone with the idea of seriously hurting them?	43
84	How wrong do you think it is for someone your age to: stay away from school all day when their parents think they are at school?	43
85	How wrong do you think it is for someone your age to: drink beer, wine or hard liquor (for example, vodka, whiskey, or gin) regularly?	44
86	How wrong do you think it is for someone your age to: smoke cigarettes?	44
87	How wrong do you think it is for someone your age to: smoke marijuana?	44
88	How wrong do you think it is for someone your age to: use prescription drugs or non-prescription drugs for the purpose of getting high?	45

89	How wrong do you think it is for someone your age to: use synthetic marijuana (K2, spice) or bath salts?	45
90	How wrong do you think it is for someone your age to: use LSD, cocaine, amphetamines or another illegal drug?	45
91	At school during the past 12 months, did you receive help from the resource teacher, speech therapist or other special education teacher?	46
92	How many times in the past year (12 months) have you: been suspended from school?	46
93	How many times in the past year (12 months) have you: carried a handgun?	46
94	How many times in the past year (12 months) have you: sold illegal drugs?	47
95	How many times in the past year (12 months) have you: stolen or tried to steal a motor vehicle such as a car or motorcycle?	47
96	How many times in the past year (12 months) have you: participated in clubs, organizations or activities at school?	48
97	How many times in the past year (12 months) have you: been arrested?	48
98	How many times in the past year (12 months) have you: attacked someone with the idea of seriously hurting them?	49
99	How many times in the past year (12 months) have you: been drunk or high at school?	49
100	How many times in the past year (12 months) have you: taken a handgun to school?	50
101	Are you currently on probation, or assigned a probation officer with Juvenile Court?	50
102	Have you ever belonged to a gang?	50
103	If you have ever belonged to a gang, did that gang have a name?	51
104	You are at a party at someone's house, and one of your friends offers you a drink containing alcohol. What would you say or do?	51
105	How often do you attend religious services or activities?	51
106	I think sometimes it's okay to cheat at school.	52
107	It is important to think before you act.	52
108	Sometimes I think that life is not worth it.	52
109	At times I think I am no good at all.	53
110	All in all, I am inclined to think that I am a failure.	53
111	In the past year, have you felt depressed or sad MOST days, even if you felt okay sometimes?	53
112	It is all right to beat up people if they start the fight.	54
113	I think it is okay to take something without asking if you can get away with it.	54
114	Where do you get the most information about living a drug and alcohol free life? Parents/guardians	54
115	Where do you get the most information about living a drug and alcohol free life? Friends	55

116	Where do you get the most information about living a drug and alcohol free life? Family members . . . . .	55
117	Where do you get the most information about living a drug and alcohol free life? School . . . . .	55
118	Where do you get the most information about living a drug and alcohol free life? Internet . . . . .	56
119	Where do you get the most information about living a drug and alcohol free life? TV . . . . .	56
120	Where do you get the most information about living a drug and alcohol free life? Social media . . . . .	56
121	How much do you think people risk harming themselves (physically or in other ways) if they: smoked one or more packs of cigarettes per day? . . . . .	57
122	How much do you think people risk harming themselves (physically or in other ways) if they: try marijuana once or twice? . . . . .	57
123	How much do you think people risk harming themselves (physically or in other ways) if they: smoke marijuana once or twice a week? . . . . .	57
124	How much do you think people risk harming themselves (physically or in other ways) if they: take one or two drinks of an alcoholic beverage (beer, wine, liquor) nearly every day? . . . . .	58
125	How much do you think people risk harming themselves (physically or in other ways) if they: have five or more drinks of an alcoholic beverage once or twice each weekend? . . . . .	58
126	How much do you think people risk harming themselves (physically or in other ways) if they: use prescription drugs that are not prescribed to them? . . . . .	58
127	How much do you think people risk harming themselves (physically or in other ways) if they: use non-prescription drugs to get high? . . . . .	59
128	Have you ever used smokeless tobacco (chew, snuff, plug, dipping tobacco, or chewing tobacco)? . . . . .	59
129	How often have you taken smokeless tobacco during the past 30 days? . . . . .	59
130	Have you ever smoked cigarettes? . . . . .	60
131	How frequently have you smoked cigarettes during the past 30 days? . . . . .	60
132	Which statement best describes rules about smoking inside your home? . . . . .	60
133	Which statement best describes rules about smoking in your family cars? . . . . .	61
134	During this school year, were you taught in any of your classes about the dangers of tobacco use? . . . . .	61
135	During the past 12 months, have you participated in any community activities to discourage people your age from using cigarettes, chewing tobacco, snuff, dip or cigars? . . . . .	61
136	Think back over the last two weeks. How many times have you had five or more alcoholic drinks in a row? . . . . .	62

137	During the past 30 days, how many times did you ride in a car or other vehicle driven by someone who had been drinking alcohol or using drugs to get high? . . . . .	62
138	During the past 30 days, how many times did you drive a car or other vehicle when you had been drinking alcohol or using drugs to get high? . . . . .	62
139	If you drank alcohol (not just a sip or taste) in the past year, how did you usually get it? . . . . .	63
140	If you drank alcohol (not just a sip or taste) in the past year, where did you usually drink it? . . . . .	63
141	How do you feel about someone your age having one or two drinks of an alcoholic beverage nearly every day? . . . . .	64
142	On how many occasions have you had alcoholic beverages (beer, wine or hard liquor) to drink in your lifetime - more than just a few sips? . . . . .	64
143	On how many occasions have you drunk one of more drinks of an alcoholic beverage during the past 30 days? . . . . .	64
144	On how many occasions have you used marijuana (grass, pot) or hashish (hash, hash oil) in your lifetime? . . . . .	65
145	On how many occasions have you used marijuana (grass, pot) or hashish (hash, hash oil) during the past 30 days? . . . . .	65
146	On how many occasions have you used LSD or other psychedelics in your lifetime? . . . . .	65
147	On how many occasions have you used LSD or other psychedelics during the past 30 days? . . . . .	66
148	On how many occasions have you used cocaine or crack in your lifetime? . . . . .	66
149	On how many occasions have you used cocaine or crack during the past 30 days? . . . . .	66
150	On how many occasions have you sniffed glue, breathed the contents of an aerosol spray can, or inhaled other gases or sprays, in order to get high in your lifetime? . . . . .	67
151	On how many occasions have you sniffed glue, breathed the contents of an aerosol spray can, or inhaled other gases or sprays, in order to get high during the past 30 days? . . . . .	67
152	On how many occasions have you used Daztrex in your lifetime? . . . . .	68
153	On how many occasions have you used Daztrex during the past 30 days? . . . . .	68
154	On how many occasions have you used synthetic marijuana in your lifetime? . . . . .	68
155	On how many occasions have you used synthetic marijuana during the past 30 days? . . . . .	69
156	On how many occasions have you used methamphetamines (meth, speed, crank, crystal meth) in your lifetime? . . . . .	69

157	On how many occasions have you used methamphetamines (meth, speed, crank, crystal meth) in the past 30 days? . . . . .	69
158	On how many occasions have you used other chemical products (bath salts, plant food, etc.) in your lifetime? . . . . .	70
159	On how many occasions have you used other chemical products (bath salts, plant food, etc.) during the past 30 days? . . . . .	70
160	On how many occasions have you used heroin or other opiates in your lifetime? . . . . .	70
161	On how many occasions have you used heroin or other opiates during the past 30 days? . . . . .	71
162	On how many occasions have you used MDMA ('X', 'E', or ecstasy) in your lifetime? . . . . .	71
163	On how many occasions have you used MDMA ('X', 'E', or ecstasy) during the past 30 days? . . . . .	71
164	On how many occasions have you taken prescription drugs (such as Valium, Xanax, Ritalin, Adderall, OxyContin, Darvocet, or sleeping pills) not prescribed to you in your lifetime? . . . . .	72
165	On how many occasions have you taken prescription drugs (such as Valium, Xanax, Ritalin, Adderall, OxyContin, Darvocet, or sleeping pills) not prescribed to you during the past 30 days? . . . . .	72
166	On how many occasions have you taken non-prescription medicines such as diet pills (for example, Dietac, Dexatrim or Prolamine), stay-awake pills (for example No-Doz, Vivarin, or Wake), or cough or cold medicines (robos, DXM, etc.) to get high in your lifetime? . . . . .	73
167	On how many occasions have you taken non-prescription medicines such as diet pills (for example, Dietac, Dexatrim or Prolamine), stay-awake pills (for example No-Doz, Vivarin, or Wake), or cough or cold medicines (robos, DXM, etc.) to get high during the past 30 days? . . . . .	73
168	On how many occasions have you been drunk or very high from drinking alcoholic beverages during the past 30 days? . . . . .	74
169	On how many occasions have you drunk flavored alcoholic beverages, sometimes called 'alcopops' (like Mike's Hard Lemonade, Smirnoff Ice, Bacardi Breezers, etc.) in your lifetime? . . . . .	74
170	On how many occasions have you drunk flavored alcoholic beverages, sometimes called 'alcopops' (like Mike's Hard Lemonade, Smirnoff Ice, Bacardi Breezers, etc.) during the past 30 days? . . . . .	75
171	If you used prescription drugs or over the counter drugs without a doctor telling you to use it or for the purpose of getting high, where did you get these drugs? . . . . .	75
172	During the last month, about how many marijuana cigarettes, or the equivalent, did you smoke a day, on the average? . . . . .	76
173	How wrong do your friends feel it would be for YOU to: drink alcohol? . . . . .	76
174	How wrong do your friends feel it would be for YOU to: smoke tobacco? . . . . .	76

175	How wrong do your friends feel it would be for YOU to: smoke marijuana? . . . . .	77
176	How wrong do your friends feel it would be for YOU to: use prescription drugs not prescribed to you . . . . .	77
177	How wrong would most adults (over 21) in your neighborhood think it is for kids your age: to use marijuana? . . . . .	77
178	How wrong would most adults (over 21) in your neighborhood think it is for kids your age: to drink alcohol? . . . . .	78
179	How wrong would most adults (over 21) in your neighborhood think it is for kids your age: to smoke cigarettes? . . . . .	78
180	How much do each of the following statements describe your neighborhood? crime and/or drug selling . . . . .	78
181	How much do each of the following statements describe your neighborhood? fights . . . . .	79
182	How much do each of the following statements describe your neighborhood? lots of empty or abandoned buildings . . . . .	79
183	How much do each of the following statements describe your neighborhood? lots of graffiti . . . . .	79
184	I feel safe in my neighborhood. . . . .	80
185	If a kid smoked marijuana in your neighborhood would he or she be caught by the police? . . . . .	80
186	If a kid drank some beer, wine or hard liquor (for example, vodka, whiskey, or gin) in your neighborhood would he or she be caught by the police? . . . . .	80
187	If a kid carried a handgun in your neighborhood would he or she be caught by the police? . . . . .	81
188	If you wanted to get some cigarettes, how easy would it be for you to get some? . . . . .	81
189	If you wanted to get some beer, wine or hard liquor (for example, vodka, whiskey, or gin), how easy would it be for you to get some? . . . . .	81
190	If you wanted to get a drug like cocaine, LSD, or amphetamines, how easy would it be for you to get some? . . . . .	82
191	If you wanted to get a handgun, how easy would it be for you to get one? . . . . .	82
192	If you wanted to get some marijuana, how easy would it be for you to get some? . . . . .	82
193	If you wanted to get prescription drugs for the purpose of getting high, how easy would it be for you to get some? . . . . .	83
194	If you wanted to get synthetic marijuana such as K2 or chemical products such as bath salts to get high, how easy would it be for you to get some? . . . . .	83
195	If you wanted to get steroids to enhance athletic performance, how easy would it be for you to get some? . . . . .	83



196	During the past 12 months, have you participated in any alcohol prevention programs or seen any alcohol prevention messages in your school or community? Yes, a school-based program focused on preventing underage drinking and/or drinking and driving. . . .	84
197	During the past 12 months, have you participated in any alcohol prevention programs or seen any alcohol prevention messages in your school or community? Yes, a community-based program focused on preventing underage drinking and/or drinking and driving (for example, through your church or temple or through youth groups like Boys and Girls Club or 4-H). . . .	84
198	During the past 12 months, have you participated in any alcohol prevention programs or seen any alcohol prevention messages in your school or community? Yes, a media campaign addressing underage drinking and/or drinking and driving (for example, newspaper ads, posters, pamphlets, radio, TV). . . .	84
199	During the past 12 months, have you participated in any alcohol prevention programs or seen any alcohol prevention messages in your school or community? No . . . .	84
200	How wrong do your parents feel it would be for YOU to: drink beer, wine or hard liquor (for example, vodka, whiskey or gin) regularly? .	85
201	How wrong do your parents feel it would be for YOU to: smoke tobacco? . . . .	85
202	How wrong do your parents feel it would be for YOU to: smoke marijuana? . . . .	85
203	How wrong do your parents feel it would be for YOU to: use prescription drugs not prescribed to you? . . . .	86
204	How wrong do your parents feel it would be for YOU to: steal something worth more than \$5? . . . .	86
205	How wrong do your parents feel it would be for YOU to: draw graffiti, write things, or draw pictures on buildings or other property (without the owner's permission)? . . . .	86
206	How wrong do your parents feel it would be for YOU to: pick a fight with someone? . . . .	87
207	During the past 12 months, have you talked with at least one of your parents about the dangers of underage drinking and/or drinking and driving? By parents, we mean either your biological parents, adoptive parents, stepparents, or adult guardians - whether or not they live with you. . . .	87
208	The rules in my family are clear. . . .	87
209	People in my family often insult or yell at each other. . . .	88
210	When I am not at home, one of my parents knows where I am and who I am with. . . .	88
211	We argue about the same things in my family over and over. . . .	88

212	If you drank some beer or wine or liquor (for example, vodka, whiskey, or gin) without your parents' permission, would you be caught by your parents? . . . .	89
213	My family has clear rules about alcohol and drug use. . . .	89
214	If you carried a handgun without your parents' permission, would you be caught by your parents? . . . .	89
215	If you skipped school would you be caught by your parents? . . . .	90
216	My parents ask if I've gotten my homework done. . . .	90
217	People in my family have serious arguments. . . .	90
218	Would your parents know if you did not come home on time? . . . .	91
219	Have any of your brothers or sisters ever: drunk beer, wine or hard liquor (for example, vodka, whiskey or gin)? . . . .	91
220	Have any of your brothers or sisters ever: smoked marijuana? . . . .	91
221	Have any of your brothers or sisters ever: smoked cigarettes? . . . .	91
222	Have any of your brothers or sisters ever: taken a handgun to school? .	92
223	Have any of your brothers or sisters ever: been suspended or expelled from school? . . . .	92
224	Have you changed homes in the past year (the last 12 months)? . .	92
225	How many times have you changed homes since kindergarten? . . .	92
226	Have you changed schools (including changing from elementary to middle and middle to high school) in the past year? . . . .	93
227	How many times have you changed schools since kindergarten (including changing from elementary to middle and middle to high school)? . . . .	93
228	Has anyone in your family ever had severe alcohol or drug problems? .	93
229	About how many adults (over 21) have you known personally who in the past year have: used marijuana, crack, cocaine, or other drugs? .	94
230	About how many adults (over 21) have you known personally who in the past year have: sold or dealt drugs? . . . .	94
231	About how many adults (over 21) have you known personally who in the past year have: done other things that could get them in trouble with the police, like stealing, selling stolen goods, mugging or assaulting others, etc.? . . . .	94
232	About how many adults (over 21) have you known personally who in the past year have: gotten drunk or high? . . . .	95
233	Have you seen or heard information about underage drinking in the past 12 months from the following sources? Radio . . . .	95
234	Have you seen or heard information about underage drinking in the past 12 months from the following sources? TV. . . .	95
235	Have you seen or heard information about underage drinking in the past 12 months from the following sources? Print. This includes information on underage drinking you may have seen in the newspaper, on a billboard, in pamphlets, on stickers, etc. . . .	95



236	Have you seen or heard information about underage drinking in the past 12 months from the following sources? Website or social media? (Facebook, Myspace, website, etc.) . . . . .	96
237	The next questions ask about your opinions of the information you saw or heard. If you have seen or heard more than one ad, please think about your favorite ad when answering these questions. The information about underage drinking that I saw or heard was convincing. . . . .	96
238	The next questions ask about your opinions of the information you saw or heard. If you have seen or heard more than one ad, please think about your favorite ad when answering these questions. The information about underage drinking that I saw or heard grabbed my attention. . . . .	96
239	The next questions ask about your opinions of the information you saw or heard. If you have seen or heard more than one ad, please think about your favorite ad when answering these questions. The information about underage drinking that I saw or heard said something important to me. . . . .	97
240	The next questions ask about your opinions of the information you saw or heard. If you have seen or heard more than one ad, please think about your favorite ad when answering these questions. Seeing or hearing this information about underage drinking made me want to stop or decrease my drinking. . . . .	97
241	How honest were you in filling out this survey? . . . . .	97

## List of Figures

1	Grade Chart . . . . .	11
2	Gender Chart . . . . .	12
3	Age Chart . . . . .	13
4	Ethnic Origin Chart . . . . .	14

# 1 INTRODUCTION

This report was generated from data collected on the *2012 Arkansas Prevention Needs Assessment Student Survey*. This report contains basic frequency tables of all data collected and graphs on the selected demographic variables of grade, gender, age and ethnic origin. The graph on ethnic origin is represented as a bar chart rather than as a pie chart. This is because students were allowed to mark more than one response for ethnic origin as opposed to being allowed to mark only one response. The bars represent the percent of students who marked each of the ethnic categories.

Questions regarding the information found in this report can be directed to:

**Pride Surveys**

160 Vanderbilt Court  
Bowling Green, KY 42103  
1-800-279-6361  
[www.pridesurveys.com](http://www.pridesurveys.com)

# Grade Chart

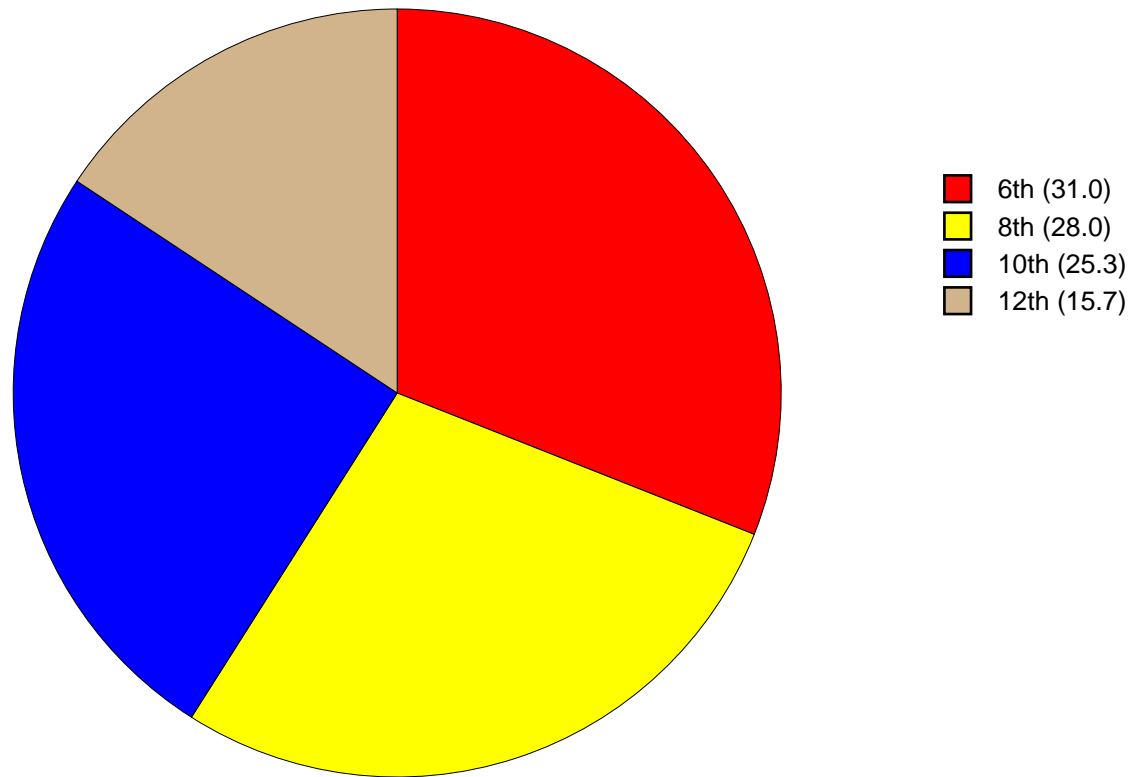


Figure 1: Grade Chart

## Gender Chart

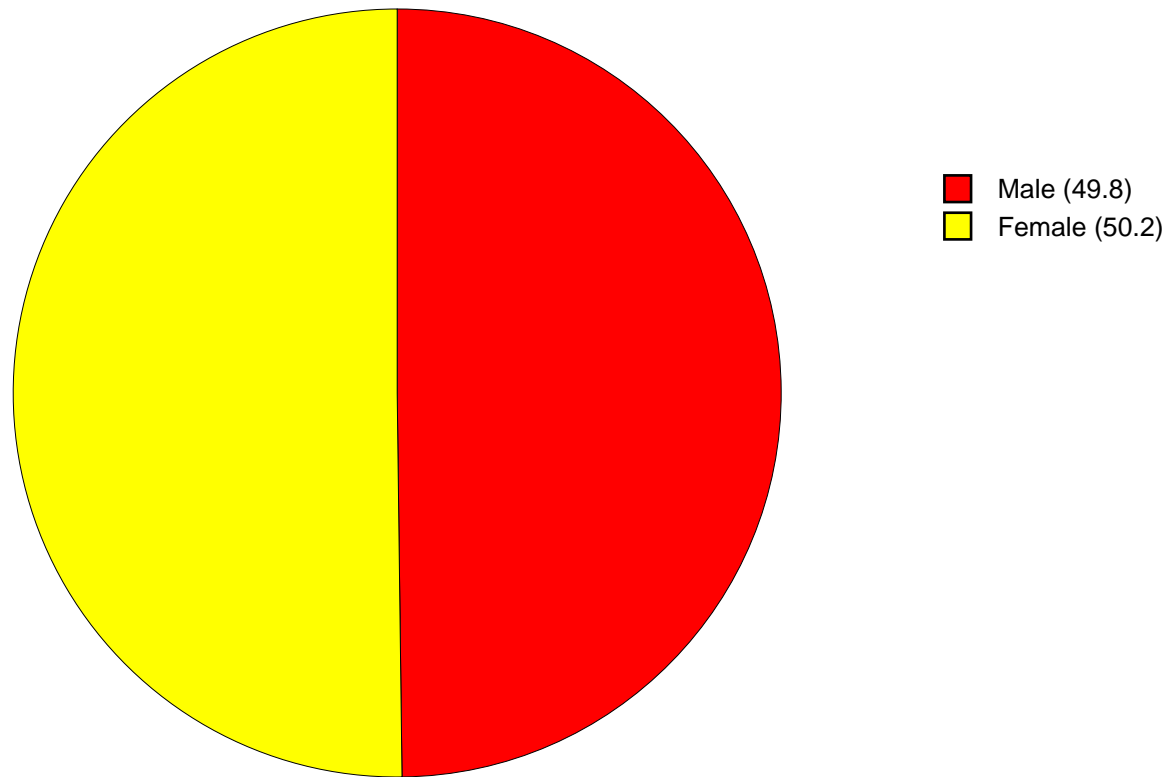


Figure 2: Gender Chart

# Age Chart

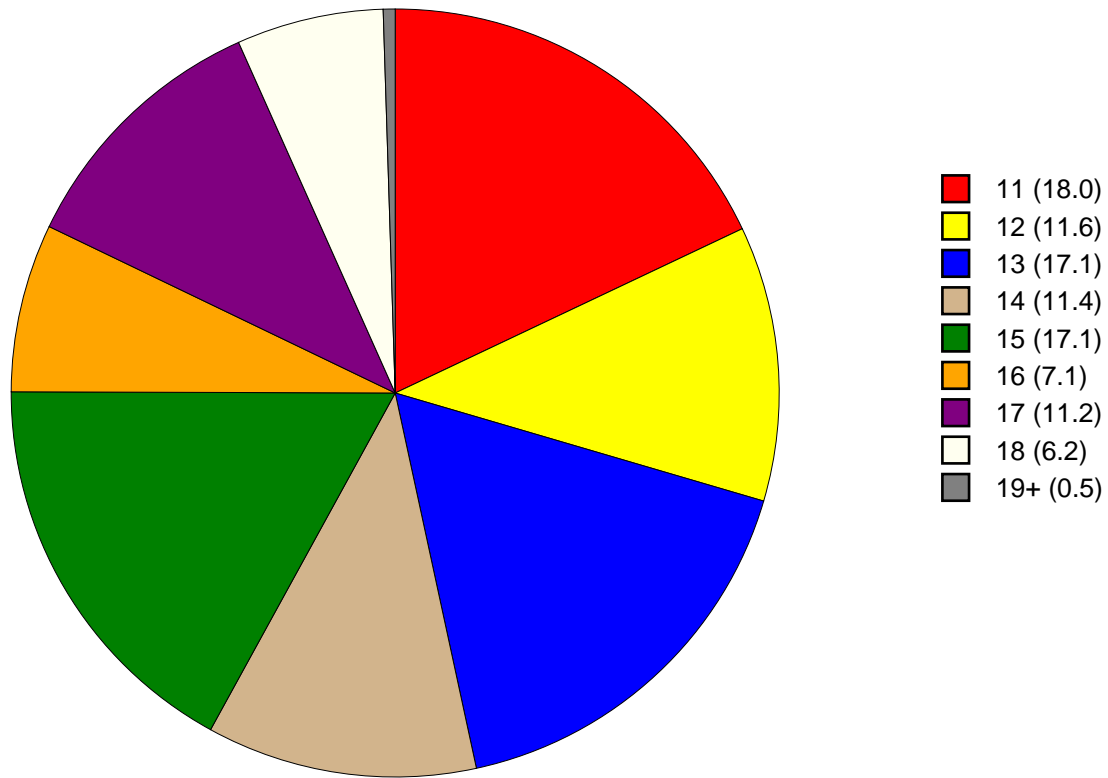


Figure 3: Age Chart

# Ethnic Origin Chart

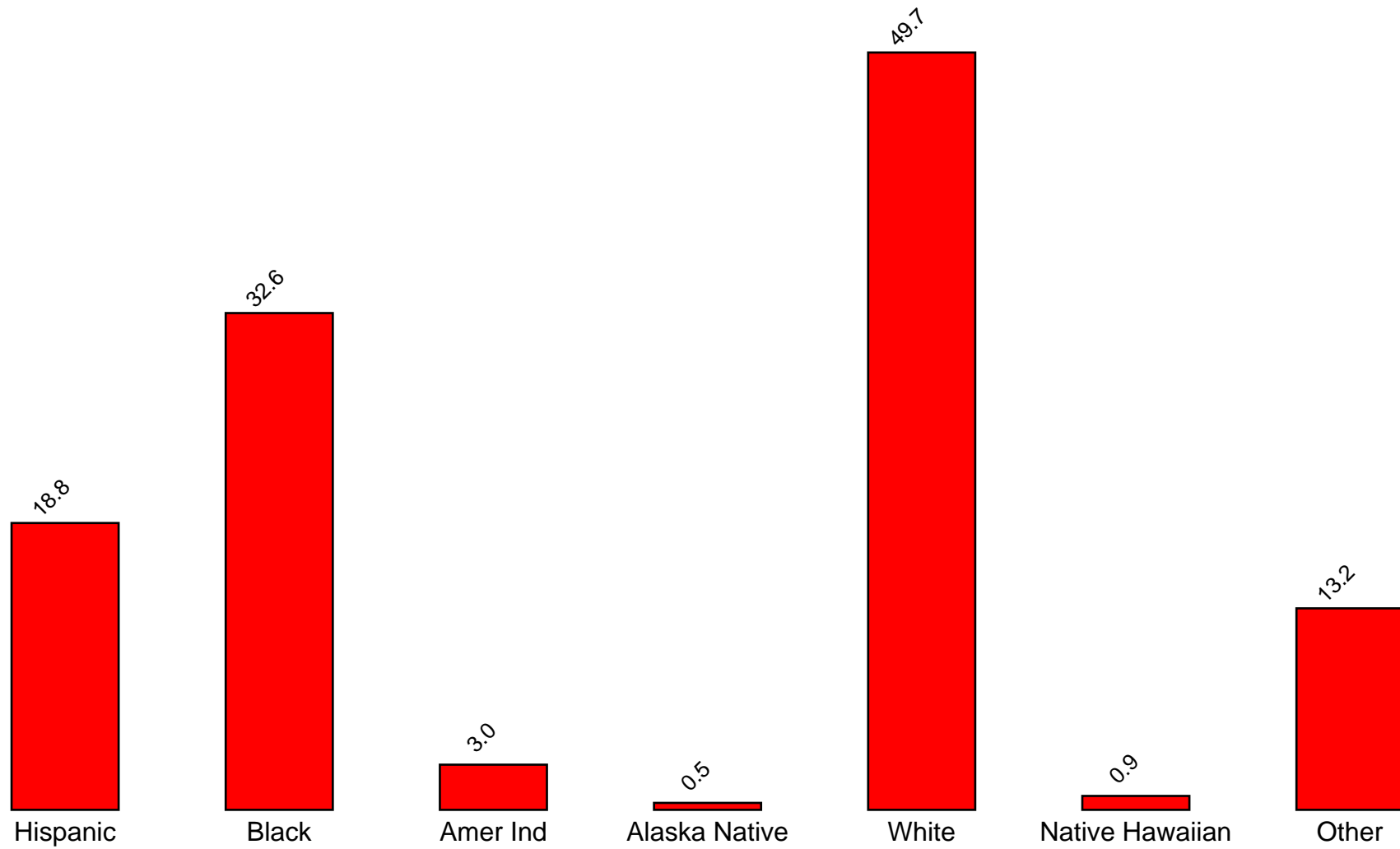


Figure 4: Ethnic Origin Chart

## 2 PERCENTAGE TABLES

The following tables contain frequency distribution detailing how your students responded to each question on the survey. The tables appear in the same order as the questions on the survey. The tables include breakdowns by grade level as well as overall percentages. The *N of Valid* row is a frequency count of the number of valid responses to each question for each grade and overall. The *N of Miss* row is a frequency count of the number of invalid (marked more than one response) or missing (i.e. did not respond) responses to each question for each grade and overall.

For the questions that allowed more than one response (i.e. race, live with, etc.) each response becomes a separate table. If a student did not mark the response, that was counted as a NO response, and if they did mark the response, that was counted as a YES response. Since a non response is a valid response for these questions, the *N of Miss* will always be zero for these questions.



Table 1: Sex



Response	6	8	10	12	Total	
Male	54.4	47.2	47.3	49.3	49.8	
Female	45.6	52.8	52.7	50.7	50.2	
N of Valid	136	123	110	67	436	
N of Miss	0	0	1	2	3	

Table 2: Age










Response	6	8	10	12	Total	
10 or younger	0.0	0.0	0.0	0.0	0.0	
11	58.1	0.0	0.0	0.0	18.0	
12	37.5	0.0	0.0	0.0	11.6	
13	4.4	56.1	0.0	0.0	17.1	
14	0.0	40.7	0.0	0.0	11.4	
15	0.0	3.3	64.0	0.0	17.1	
16	0.0	0.0	27.9	0.0	7.1	
17	0.0	0.0	8.1	58.0	11.2	
18	0.0	0.0	0.0	39.1	6.2	
19 or older	0.0	0.0	0.0	2.9	0.5	
N of Valid	136	123	111	69	439	
N of Miss	0	0	0	0	0	

Table 3: Are you Hispanic or Latino?



Response	6	8	10	12	Total	
No	81.6	82.8	80.0	79.4	81.2	
Yes	18.4	17.2	20.0	20.6	18.8	
N of Valid	136	122	110	68	436	
N of Miss	0	1	1	1	3	

Table 4: What is your race? Black or African American



Response	6	8	10	12	Total	
No	72.8	65.0	63.1	68.1	67.4	
Yes	27.2	35.0	36.9	31.9	32.6	
N of Valid	136	123	111	69	439	
N of Miss	0	0	0	0	0	

Table 5: What is your race? Asian


Response	6	8	10	12	Total	
No	100.0	100.0	100.0	100.0	100.0	
Yes	0.0	0.0	0.0	0.0	0.0	
N of Valid	136	123	111	69	439	
N of Miss	0	0	0	0	0	

Table 6: What is your race? American Indian



Response	6	8	10	12	Total	
No	97.1	97.6	95.5	98.6	97.0	
Yes	2.9	2.4	4.5	1.4	3.0	
N of Valid	136	123	111	69	439	
N of Miss	0	0	0	0	0	

Table 7: What is your race? Alaska Native



Response	6	8	10	12	Total	
No	100.0	100.0	99.1	98.6	99.5	
Yes	0.0	0.0	0.9	1.4	0.5	
N of Valid	136	123	111	69	439	
N of Miss	0	0	0	0	0	

Table 8: What is your race? White



Response	6	8	10	12	Total	
No	46.3	53.7	51.4	50.7	50.3	
Yes	53.7	46.3	48.6	49.3	49.7	
N of Valid	136	123	111	69	439	
N of Miss	0	0	0	0	0	

Table 9: What is your race? Native Hawaiian or Other Pacific Islander



Response	6	8	10	12	Total	
No	100.0	97.6	99.1	100.0	99.1	
Yes	0.0	2.4	0.9	0.0	0.9	
N of Valid	136	123	111	69	439	
N of Miss	0	0	0	0	0	

Table 10: What is your race? Other



Response	6	8	10	12	Total	
No	86.8	83.7	89.2	88.4	86.8	
Yes	13.2	16.3	10.8	11.6	13.2	
N of Valid	136	123	111	69	439	
N of Miss	0	0	0	0	0	

Table 11: What is the highest level of schooling completed by your mother or father?









Response	6	8	10	12	Total	
Completed grade school or less	2.3	1.7	2.7	4.4	2.5	
Some high school	2.3	5.8	9.1	8.8	6.0	
Completed high school	15.8	14.0	17.3	25.0	17.1	
Some college	6.8	14.0	19.1	16.2	13.4	
Completed college	28.6	24.0	25.5	20.6	25.2	
Graduate or professional school after college	7.5	13.2	8.2	5.9	9.0	
Don't know	34.6	25.6	17.3	11.8	24.1	
Does not apply	2.3	1.7	0.9	7.4	2.5	
N of Valid	133	121	110	68	432	
N of Miss	3	2	1	1	7	

Table 12: Think of where you live most of the time. Which of the following people live there with you? Mother



Response	6	8	10	12	Total	
No	14.7	11.4	12.6	17.4	13.7	
Yes	85.3	88.6	87.4	82.6	86.3	
N of Valid	136	123	111	69	439	
N of Miss	0	0	0	0	0	

Table 13: Think of where you live most of the time. Which of the following people live there with you? Stepmother



Response	6	8	10	12	Total	
No	94.1	95.9	97.3	94.2	95.4	
Yes	5.9	4.1	2.7	5.8	4.6	
N of Valid	136	123	111	69	439	
N of Miss	0	0	0	0	0	

Table 14: Think of where you live most of the time. Which of the following people live there with you? Foster Mother



Response	6	8	10	12	Total	
No	100.0	100.0	99.1	98.6	99.5	
Yes	0.0	0.0	0.9	1.4	0.5	
N of Valid	136	123	111	69	439	
N of Miss	0	0	0	0	0	

Table 15: Think of where you live most of the time. Which of the following people live there with you? Grandmother



Response	6	8	10	12	Total	
No	89.0	85.4	84.7	84.1	86.1	
Yes	11.0	14.6	15.3	15.9	13.9	
N of Valid	136	123	111	69	439	
N of Miss	0	0	0	0	0	

Table 16: Think of where you live most of the time. Which of the following people live there with you? Aunt



Response	6	8	10	12	Total	
No	93.4	94.3	94.6	95.7	94.3	
Yes	6.6	5.7	5.4	4.3	5.7	
N of Valid	136	123	111	69	439	
N of Miss	0	0	0	0	0	

Table 17: Think of where you live most of the time. Which of the following people live there with you? Father



Response	6	8	10	12	Total	
No	40.4	37.4	53.2	55.1	45.1	
Yes	59.6	62.6	46.8	44.9	54.9	
N of Valid	136	123	111	69	439	
N of Miss	0	0	0	0	0	

Table 18: Think of where you live most of the time. Which of the following people live there with you? Stepfather



Response	6	8	10	12	Total	
No	89.7	92.7	89.2	79.7	88.8	
Yes	10.3	7.3	10.8	20.3	11.2	
N of Valid	136	123	111	69	439	
N of Miss	0	0	0	0	0	

Table 19: Think of where you live most of the time. Which of the following people live there with you? Foster Father



Response	6	8	10	12	Total	
No	99.3	100.0	100.0	100.0	99.8	
Yes	0.7	0.0	0.0	0.0	0.2	
N of Valid	136	123	111	69	439	
N of Miss	0	0	0	0	0	

Table 20: Think of where you live most of the time. Which of the following people live there with you? Grandfather



Response	6	8	10	12	Total	
No	92.6	94.3	91.0	89.9	92.3	
Yes	7.4	5.7	9.0	10.1	7.7	
N of Valid	136	123	111	69	439	
N of Miss	0	0	0	0	0	

Table 21: Think of where you live most of the time. Which of the following people live there with you? Uncle



Response	6	8	10	12	Total	
No	96.3	94.3	97.3	92.8	95.4	
Yes	3.7	5.7	2.7	7.2	4.6	
N of Valid	136	123	111	69	439	
N of Miss	0	0	0	0	0	

Table 22: Think of where you live most of the time. Which of the following people live there with you? Other Adults



Response	6	8	10	12	Total	
No	97.1	99.2	98.2	94.2	97.5	
Yes	2.9	0.8	1.8	5.8	2.5	
N of Valid	136	123	111	69	439	
N of Miss	0	0	0	0	0	

Table 23: Think of where you live most of the time. Which of the following people live there with you? Brother(s)



Response	6	8	10	12	Total	
No	61.0	58.5	56.8	58.0	58.8	
Yes	39.0	41.5	43.2	42.0	41.2	
N of Valid	136	123	111	69	439	
N of Miss	0	0	0	0	0	

Table 24: Think of where you live most of the time. Which of the following people live there with you? Stepbrother(s)



Response	6	8	10	12	Total	
No	97.1	98.4	98.2	98.6	97.9	
Yes	2.9	1.6	1.8	1.4	2.1	
N of Valid	136	123	111	69	439	
N of Miss	0	0	0	0	0	

Table 25: Think of where you live most of the time. Which of the following people live there with you? Sister(s)



Response	6	8	10	12	Total	
No	60.3	59.3	55.9	60.9	59.0	
Yes	39.7	40.7	44.1	39.1	41.0	
N of Valid	136	123	111	69	439	
N of Miss	0	0	0	0	0	



Table 26: Think of where you live most of the time. Which of the following people live there with you? Stepsister(s)

Response	6	8	10	12	Total	
No	96.3	96.7	98.2	98.6	97.3	
Yes	3.7	3.3	1.8	1.4	2.7	
N of Valid	136	123	111	69	439	
N of Miss	0	0	0	0	0	

Table 27: Think of where you live most of the time. Which of the following people live there with you? Other Children

Response	6	8	10	12	Total	
No	96.3	96.7	94.6	95.7	95.9	
Yes	3.7	3.3	5.4	4.3	4.1	
N of Valid	136	123	111	69	439	
N of Miss	0	0	0	0	0	

Table 28: In my school, students have lots of chances to help decide things like class activities and rules.

Response	6	8	10	12	Total	
NO!	18.0	10.7	13.5	13.4	14.1	
no	32.3	42.6	38.7	26.9	36.0	
yes	36.8	41.0	45.0	52.2	42.5	
YES!	12.8	5.7	2.7	7.5	7.4	
N of Valid	133	122	111	67	433	
N of Miss	3	1	0	2	6	

Table 29: Teachers ask me to work on special classroom projects.

Response	6	8	10	12	Total	
NO!	6.0	6.6	10.8	16.2	9.0	
no	27.6	45.9	36.9	30.9	35.6	
yes	50.0	39.3	41.4	44.1	43.9	
YES!	16.4	8.2	10.8	8.8	11.5	
N of Valid	134	122	111	68	435	
N of Miss	2	1	0	1	4	

Table 30: My teacher(s) notices when I am doing a good job and lets me know about it.

Response	6	8	10	12	Total	
NO!	2.3	11.6	4.5	11.8	6.9	
no	8.3	23.1	25.2	17.6	18.3	
yes	48.5	47.1	56.8	55.9	51.4	
YES!	40.9	18.2	13.5	14.7	23.4	
N of Valid	132	121	111	68	432	
N of Miss	4	2	0	1	7	

Table 31: There are lots of chances for students in my school to get involved in sports, clubs, and other school activities outside of class.

Response	6	8	10	12	Total	
NO!	3.7	4.1	0.9	5.9	3.5	
no	9.0	9.8	7.3	10.3	9.0	
yes	46.3	47.5	50.9	45.6	47.7	
YES!	41.0	38.5	40.9	38.2	39.9	
N of Valid	134	122	110	68	434	
N of Miss	2	1	1	1	5	

Table 32: There are lots of chances for students in my school to talk with a teacher one-on-one.

Response	6	8	10	12	Total	
NO!	8.4	10.0	4.5	13.2	8.6	
no	13.7	17.5	21.6	19.1	17.7	
yes	41.2	53.3	55.0	51.5	49.8	
YES!	36.6	19.2	18.9	16.2	24.0	
N of Valid	131	120	111	68	430	
N of Miss	5	3	0	1	9	

Table 33: I feel safe at my school.


Response	6	8	10	12	Total	
NO!	7.5	8.3	9.1	11.8	8.8	
no	2.3	11.6	14.5	23.5	11.3	
yes	36.8	58.7	55.5	45.6	49.1	
YES!	53.4	21.5	20.9	19.1	30.8	
N of Valid	133	121	110	68	432	
N of Miss	3	2	1	1	7	

Table 34: The school lets my parents know when I have done something well.


Response	6	8	10	12	Total	
NO!	9.2	22.3	20.2	23.9	18.0	
no	23.1	37.2	49.5	34.3	35.6	
yes	40.0	32.2	25.7	40.3	34.2	
YES!	27.7	8.3	4.6	1.5	12.2	
N of Valid	130	121	109	67	427	
N of Miss	6	2	2	2	12	

Table 35: My teachers praise me when I work hard in school.

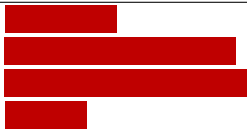
Response	6	8	10	12	Total	
NO!	7.6	22.5	20.0	13.2	15.8	
no	28.0	39.2	39.1	38.2	35.6	
yes	44.7	30.0	34.5	42.6	37.7	
YES!	19.7	8.3	6.4	5.9	10.9	
N of Valid	132	120	110	68	430	
N of Miss	4	3	1	1	9	

Table 36: Are your school grades better than the grades of most students in your class?

Response	6	8	10	12	Total	
NO!	8.3	9.1	6.4	5.9	7.6	
no	28.6	30.6	24.5	30.9	28.5	
yes	42.1	45.5	50.9	39.7	44.9	
YES!	21.1	14.9	18.2	23.5	19.0	
N of Valid	133	121	110	68	432	
N of Miss	3	2	1	1	7	

Table 37: I have lots of chances to be part of class discussions or activities.

Response	6	8	10	12	Total	
NO!	3.8	2.5	5.4	7.4	4.4	
no	12.0	18.0	17.1	17.6	15.9	
yes	53.4	67.2	59.5	57.4	59.4	
YES!	30.8	12.3	18.0	17.6	20.3	
N of Valid	133	122	111	68	434	
N of Miss	3	1	0	1	5	

Table 38: Now thinking back over the past year in school, how often did you: enjoy being in school?

Response	6	8	10	12	Total	
Never	6.7	9.8	7.4	16.2	9.2	
Seldom	3.7	12.3	18.5	14.7	11.5	
Sometimes	34.1	36.9	48.1	42.6	39.7	
Often	28.9	31.1	19.4	17.6	25.4	
Almost always	26.7	9.8	6.5	8.8	14.1	
N of Valid	135	122	108	68	433	
N of Miss	1	1	3	1	6	

Table 39: Now thinking back over the past year in school, how often did you: hate being in school?






Response	6	8	10	12	Total	
Never	28.4	16.5	3.7	9.0	15.8	
Seldom	22.4	21.5	16.7	31.3	22.1	
Sometimes	34.3	37.2	47.2	38.8	39.1	
Often	6.7	10.7	23.1	7.5	12.1	
Almost always	8.2	14.0	9.3	13.4	10.9	
N of Valid	134	121	108	67	430	
N of Miss	2	2	3	2	9	

Table 40: Now thinking back over the past year in school, how often did you: try to do your best work in school?






Response	6	8	10	12	Total	
Never	0.0	1.7	0.0	4.5	1.2	
Seldom	0.0	2.5	0.0	3.0	1.2	
Sometimes	9.7	10.0	17.6	25.8	14.3	
Often	11.9	37.5	38.0	30.3	28.5	
Almost always	78.4	48.3	44.4	36.4	54.9	
N of Valid	134	120	108	66	428	
N of Miss	2	3	3	3	11	

Table 41: How often do you feel that the school work you are assigned is meaningful and important?






Response	6	8	10	12	Total	
Never	3.7	6.6	5.6	10.4	6.0	
Seldom	5.1	14.8	16.7	10.4	11.5	
Sometimes	15.4	25.4	39.8	46.3	29.1	
Often	27.9	23.8	24.1	22.4	24.9	
Almost always	47.8	29.5	13.9	10.4	28.4	
N of Valid	136	122	108	67	433	
N of Miss	0	1	3	2	6	

Table 42: Putting them all together, what were your grades like last year?






Response	6	8	10	12	Total	
Mostly F's	0.8	0.9	0.0	1.5	0.7	
Mostly D's	3.1	6.0	1.9	1.5	3.4	
Mostly C's	17.2	18.8	22.1	25.4	20.2	
Mostly B's	46.1	47.9	48.1	44.8	46.9	
Mostly A's	32.8	26.5	27.9	26.9	28.8	
N of Valid	128	117	104	67	416	
N of Miss	8	6	7	2	23	

Table 43: How important do you think the things you are learning in school are going to be for your later life?






Response	6	8	10	12	Total	
Very important	68.1	39.0	24.8	20.6	41.6	
Quite important	19.3	22.8	32.1	26.5	24.6	
Fairly important	9.6	24.4	26.6	30.9	21.4	
Slightly important	2.2	12.2	14.7	14.7	10.1	
Not at all important	0.7	1.6	1.8	7.4	2.3	
N of Valid	135	123	109	68	435	
N of Miss	1	0	2	1	4	

Table 44: How interesting are most of your courses to you?






Response	6	8	10	12	Total	
Very interesting and stimulating	35.3	15.7	14.8	21.7	22.5	
Quite interesting	39.1	26.4	26.9	20.3	29.5	
Fairly interesting	18.0	38.8	39.8	37.7	32.5	
Slightly dull	2.3	13.2	13.0	14.5	10.0	
Very dull	5.3	5.8	5.6	5.8	5.6	
N of Valid	133	121	108	69	431	
N of Miss	3	2	3	0	8	

Table 45: During the LAST FOUR WEEKS how many whole days of school have you missed because you skipped or 'cut'?








Response	6	8	10	12	Total	
None	67.4	68.0	70.6	45.6	65.0	
1	11.1	14.8	12.8	27.9	15.2	
2	8.9	5.7	4.6	10.3	7.1	
3	7.4	4.9	5.5	5.9	6.0	
04/05/13	4.4	5.7	5.5	5.9	5.3	
06/10/13	0.0	0.8	0.0	2.9	0.7	
11 or more	0.7	0.0	0.9	1.5	0.7	
N of Valid	135	122	109	68	434	
N of Miss	1	1	2	1	5	

Table 46: What are the chances you would be seen as cool if you: smoked cigarettes?






Response	6	8	10	12	Total	
No or very little chance	89.4	65.0	56.1	40.3	66.4	
Little chance	6.1	17.1	16.8	20.9	14.2	
Some chance	1.5	6.5	12.1	13.4	7.5	
Pretty good chance	2.3	5.7	9.3	7.5	5.8	
Very good chance	0.8	5.7	5.6	17.9	6.1	
N of Valid	132	123	107	67	429	
N of Miss	4	0	4	2	10	

Table 47: What are the chances you would be seen as cool if you: worked hard at school?






Response	6	8	10	12	Total	
No or very little chance	6.0	14.8	7.5	13.4	10.0	
Little chance	3.7	15.6	15.9	20.9	12.8	
Some chance	9.7	13.9	26.2	29.9	18.1	
Pretty good chance	20.1	26.2	29.0	20.9	24.2	
Very good chance	60.4	29.5	21.5	14.9	34.9	
N of Valid	134	122	107	67	430	
N of Miss	2	1	4	2	9	



Table 48: What are the chances you would be seen as cool if you: began drinking alcoholic beverages regularly, that is, at least once or twice a month?

Response	6	8	10	12	Total	
No or very little chance	82.7	55.4	40.0	29.9	56.1	
Little chance	11.3	19.8	16.2	14.9	15.5	
Some chance	1.5	9.1	20.0	19.4	11.0	
Pretty good chance	2.3	9.1	13.3	20.9	9.9	
Very good chance	2.3	6.6	10.5	14.9	7.5	
N of Valid	133	121	105	67	426	
N of Miss	3	2	6	2	13	

Table 49: What are the chances you would be seen as cool if you: defended someone who was being verbally abused at school?

Response	6	8	10	12	Total	
No or very little chance	23.9	15.7	16.0	14.9	18.2	
Little chance	6.7	16.5	21.7	17.9	15.0	
Some chance	10.4	23.1	21.7	25.4	19.2	
Pretty good chance	16.4	24.0	21.7	19.4	20.3	
Very good chance	42.5	20.7	18.9	22.4	27.3	
N of Valid	134	121	106	67	428	
N of Miss	2	2	5	2	11	

Table 50: What are the chances you would be seen as cool if you: smoked marijuana?

Response	6	8	10	12	Total	
No or very little chance	93.2	67.2	45.3	35.8	64.9	
Little chance	3.0	9.0	16.0	11.9	9.4	
Some chance	0.0	9.8	12.3	10.4	7.5	
Pretty good chance	0.8	4.9	12.3	16.4	7.3	
Very good chance	3.0	9.0	14.2	25.4	11.0	
N of Valid	132	122	106	67	427	
N of Miss	4	1	5	2	12	

Table 51: What are the chances you would be seen as cool if you: carried a handgun?

Response	6	8	10	12	Total	
No or very little chance	83.5	76.2	69.2	55.2	73.4	
Little chance	8.3	12.3	15.9	13.4	12.1	
Some chance	2.3	3.3	5.6	17.9	5.8	
Pretty good chance	2.3	2.5	2.8	3.0	2.6	
Very good chance	3.8	5.7	6.5	10.4	6.1	
N of Valid	133	122	107	67	429	
N of Miss	3	1	4	2	10	

Table 52: Think of your four best friends (the friends you feel closest to). In the past year (12 months), how many of your best friends have: participated in clubs, organizations or activities at school?

Response	6	8	10	12	Total	
0	23.7	15.4	13.0	17.9	17.7	
1	14.5	12.2	11.1	9.0	12.1	
2	15.3	19.5	13.0	28.4	17.9	
3	15.3	16.3	10.2	13.4	14.0	
4	31.3	36.6	52.8	31.3	38.2	
N of Valid	131	123	108	67	429	
N of Miss	5	0	3	2	10	

Table 53: Think of your four best friends (the friends you feel closest to). In the past year (12 months), how many of your best friends have: smoked cigarettes?

Response	6	8	10	12	Total	
0	92.4	68.6	44.8	39.4	65.6	
1	3.8	11.6	24.8	10.6	12.3	
2	0.8	9.9	11.4	15.2	8.3	
3	1.5	5.0	8.6	7.6	5.2	
4	1.5	5.0	10.5	27.3	8.7	
N of Valid	132	121	105	66	424	
N of Miss	4	2	6	3	15	

Table 54: Think of your four best friends (the friends you feel closest to). In the past year (12 months), how many of your best friends have: tried beer, wine or hard liquor (for example, vodka, whiskey, or gin) when their parents didn't know about it?






Response	6	8	10	12	Total	
0	75.9	51.6	23.6	25.4	48.1	
1	13.5	14.8	15.1	13.4	14.3	
2	3.8	13.1	14.2	10.4	10.0	
3	3.8	9.0	18.9	9.0	9.8	
4	3.0	11.5	28.3	41.8	17.8	
N of Valid	133	122	106	67	428	
N of Miss	3	1	5	2	11	

Table 55: Think of your four best friends (the friends you feel closest to). In the past year (12 months), how many of your best friends have: made a commitment to stay drug-free?






Response	6	8	10	12	Total	
0	19.7	32.5	40.2	44.8	32.4	
1	6.8	13.8	23.4	19.4	14.9	
2	3.8	11.4	8.4	7.5	7.7	
3	9.8	13.8	7.5	7.5	10.0	
4	59.8	28.5	20.6	20.9	35.0	
N of Valid	132	123	107	67	429	
N of Miss	4	0	4	2	10	

Table 56: Think of your four best friends (the friends you feel closest to). In the past year (12 months), how many of your best friends have: used marijuana?






Response	6	8	10	12	Total	
0	93.9	75.4	45.3	37.3	67.7	
1	3.0	10.7	18.9	17.9	11.5	
2	0.8	7.4	12.3	11.9	7.3	
3	1.5	4.1	4.7	10.4	4.4	
4	0.8	2.5	18.9	22.4	9.1	
N of Valid	132	122	106	67	427	
N of Miss	4	1	5	2	12	

Table 57: Think of your four best friends (the friends you feel closest to). In the past year (12 months), how many of your best friends have: used prescription drugs or non-prescription drugs for the purposes of getting high?






Response	6	8	10	12	Total	
0	92.4	84.6	77.6	61.2	81.5	
1	5.3	8.1	7.5	13.4	7.9	
2	1.5	4.9	4.7	13.4	5.1	
3	0.0	1.6	2.8	1.5	1.4	
4	0.8	0.8	7.5	10.4	4.0	
N of Valid	131	123	107	67	428	
N of Miss	5	0	4	2	11	

Table 58: Think of your four best friends (the friends you feel closest to). In the past year (12 months), how many of your best friends have: used synthetic marijuana (K2, spice) or bath salts?






Response	6	8	10	12	Total	
0	96.9	95.1	84.1	82.1	90.8	
1	0.8	3.3	3.7	7.5	3.3	
2	0.8	1.6	2.8	6.0	2.4	
3	1.6	0.0	4.7	0.0	1.6	
4	0.0	0.0	4.7	4.5	1.9	
N of Valid	128	123	107	67	425	
N of Miss	8	0	4	2	14	

Table 59: Think of your four best friends (the friends you feel closest to). In the past year (12 months), how many of your best friends have: used LSD, cocaine, amphetamines, or other illegal drugs?






Response	6	8	10	12	Total	
0	93.8	94.3	86.9	88.1	91.3	
1	3.1	3.3	5.6	6.0	4.2	
2	2.3	0.8	0.9	0.0	1.2	
3	0.0	1.6	2.8	0.0	1.2	
4	0.8	0.0	3.7	6.0	2.1	
N of Valid	130	122	107	67	426	
N of Miss	6	1	4	2	13	

Table 60: Think of your four best friends (the friends you feel closest to). In the past year (12 months), how many of your best friends have: tried to do well in school?






Response	6	8	10	12	Total	
0	1.6	4.9	3.7	13.4	4.9	
1	6.2	7.4	2.8	10.4	6.4	
2	7.0	11.5	13.1	22.4	12.2	
3	9.3	15.6	21.5	17.9	15.5	
4	76.0	60.7	58.9	35.8	60.9	
N of Valid	129	122	107	67	425	
N of Miss	7	1	4	2	14	

Table 61: Think of your four best friends (the friends you feel closest to). In the past year (12 months), how many of your best friends have: been suspended from school?






Response	6	8	10	12	Total	
0	58.0	41.8	52.8	42.4	49.6	
1	22.9	26.2	19.4	28.8	23.9	
2	8.4	13.1	18.5	13.6	13.1	
3	4.6	8.2	3.7	6.1	5.6	
4	6.1	10.7	5.6	9.1	7.7	
N of Valid	131	122	108	66	427	
N of Miss	5	1	3	3	12	

Table 62: Think of your four best friends (the friends you feel closest to). In the past year (12 months), how many of your best friends have: liked school?






Response	6	8	10	12	Total	
0	19.4	27.0	34.9	37.9	28.4	
1	12.4	13.9	13.2	18.2	13.9	
2	17.8	20.5	22.6	19.7	20.1	
3	13.2	19.7	17.0	13.6	16.1	
4	37.2	18.9	12.3	10.6	21.5	
N of Valid	129	122	106	66	423	
N of Miss	7	1	5	3	16	

Table 63: Think of your four best friends (the friends you feel closest to). In the past year (12 months), how many of your best friends have: carried a handgun?

Response	6	8	10	12	Total	
0	90.7	91.0	92.6	89.4	91.1	
1	4.7	4.9	3.7	4.5	4.5	
2	2.3	1.6	0.0	3.0	1.6	
3	0.8	2.5	1.9	1.5	1.6	
4	1.6	0.0	1.9	1.5	1.2	
N of Valid	129	122	108	66	425	
N of Miss	7	1	3	3	14	

Table 64: Think of your four best friends (the friends you feel closest to). In the past year (12 months), how many of your best friends have: sold illegal drugs?

Response	6	8	10	12	Total	
0	98.4	93.4	89.7	76.1	91.3	
1	1.6	4.9	1.9	13.4	4.5	
2	0.0	1.6	3.7	4.5	2.1	
3	0.0	0.0	0.9	0.0	0.2	
4	0.0	0.0	3.7	6.0	1.9	
N of Valid	129	122	107	67	425	
N of Miss	7	1	4	2	14	

Table 65: Think of your four best friends (the friends you feel closest to). In the past year (12 months), how many of your best friends have: regularly attended religious services?

Response	6	8	10	12	Total	
0	37.5	27.0	17.6	26.9	27.8	
1	4.7	13.1	12.0	14.9	10.6	
2	10.9	14.8	15.7	26.9	15.8	
3	14.8	12.3	13.9	11.9	13.4	
4	32.0	32.8	40.7	19.4	32.5	
N of Valid	128	122	108	67	425	
N of Miss	8	1	3	2	14	

Table 66: Think of your four best friends (the friends you feel closest to). In the past year (12 months), how many of your best friends have: stolen or tried to steal a motor vehicle such as a car or motorcycle?






Response	6	8	10	12	Total	
0	96.9	94.3	96.3	88.1	94.6	
1	1.6	4.1	0.9	7.5	3.1	
2	0.8	0.8	0.9	1.5	0.9	
3	0.8	0.8	0.9	1.5	0.9	
4	0.0	0.0	0.9	1.5	0.5	
N of Valid	129	122	107	67	425	
N of Miss	7	1	4	2	14	

Table 67: Think of your four best friends (the friends you feel closest to). In the past year (12 months), how many of your best friends have: been arrested?






Response	6	8	10	12	Total	
0	93.0	79.5	82.9	76.1	83.9	
1	4.7	18.0	9.5	11.9	10.9	
2	0.8	0.8	2.9	3.0	1.7	
3	0.0	0.8	2.9	1.5	1.2	
4	1.6	0.8	1.9	7.5	2.4	
N of Valid	128	122	105	67	422	
N of Miss	8	1	6	2	17	

Table 68: Think of your four best friends (the friends you feel closest to). In the past year (12 months), how many of your best friends have: dropped out of school?






Response	6	8	10	12	Total	
0	93.8	96.7	88.8	83.6	91.7	
1	3.9	0.8	6.5	9.0	4.5	
2	2.3	1.7	2.8	6.0	2.8	
3	0.0	0.0	0.9	0.0	0.2	
4	0.0	0.8	0.9	1.5	0.7	
N of Valid	128	121	107	67	423	
N of Miss	8	2	4	2	16	



Table 69: Think of your four best friends (the friends you feel closest to). In the past year (12 months), how many of your best friends have: been members of a gang?






Response	6	8	10	12	Total	
0	89.9	86.9	85.0	83.6	86.8	
1	4.7	7.4	7.5	4.5	6.1	
2	2.3	4.9	3.7	3.0	3.5	
3	0.8	0.0	0.9	1.5	0.7	
4	2.3	0.8	2.8	7.5	2.8	
N of Valid	129	122	107	67	425	
N of Miss	7	1	4	2	14	

Table 70: How old were you when you first: smoked marijuana?










Response	6	8	10	12	Total	
Never	99.2	90.9	70.5	61.2	83.6	
10 or younger	0.8	1.7	1.0	3.0	1.4	
11	0.0	0.0	0.0	3.0	0.5	
12	0.0	3.3	5.7	3.0	2.9	
13	0.0	2.5	2.9	6.0	2.4	
14	0.0	1.7	4.8	1.5	1.9	
15	0.0	0.0	13.3	4.5	4.0	
16	0.0	0.0	1.9	11.9	2.4	
17 or older	0.0	0.0	0.0	6.0	1.0	
N of Valid	128	121	105	67	421	
N of Miss	8	2	6	2	18	

Table 71: How old were you when you first: smoked a cigarette, even just a puff?










Response	6	8	10	12	Total	
Never	88.3	73.8	56.2	39.4	68.4	
10 or younger	9.4	4.1	11.4	10.6	8.6	
11	2.3	11.5	4.8	9.1	6.7	
12	0.0	4.1	2.9	12.1	3.8	
13	0.0	4.1	7.6	3.0	3.6	
14	0.0	2.5	8.6	9.1	4.3	
15	0.0	0.0	6.7	4.5	2.4	
16	0.0	0.0	1.9	6.1	1.4	
17 or older	0.0	0.0	0.0	6.1	1.0	
N of Valid	128	122	105	66	421	
N of Miss	8	1	6	3	18	

Table 72: How old were you when you first: had more than a sip or two of beer, wine or hard liquor (for example, vodka, whiskey, or gin)?










Response	6	8	10	12	Total	
Never	75.8	61.5	40.0	27.7	55.2	
10 or younger	16.4	6.6	8.6	10.8	10.7	
11	7.8	6.6	9.5	6.2	7.6	
12	0.0	11.5	5.7	6.2	5.7	
13	0.0	9.0	9.5	7.7	6.2	
14	0.0	4.9	15.2	7.7	6.4	
15	0.0	0.0	7.6	9.2	3.3	
16	0.0	0.0	3.8	12.3	2.9	
17 or older	0.0	0.0	0.0	12.3	1.9	
N of Valid	128	122	105	65	420	
N of Miss	8	1	6	4	19	

Table 73: How old were you when you first: began drinking alcoholic beverages regularly, that is, at least once or twice a month?










Response	6	8	10	12	Total	
Never	100.0	91.7	78.1	60.0	85.9	
10 or younger	0.0	3.3	1.0	0.0	1.2	
11	0.0	0.8	1.0	3.1	1.0	
12	0.0	1.7	3.8	1.5	1.7	
13	0.0	2.5	2.9	0.0	1.4	
14	0.0	0.0	2.9	4.6	1.4	
15	0.0	0.0	6.7	13.8	3.8	
16	0.0	0.0	3.8	9.2	2.4	
17 or older	0.0	0.0	0.0	7.7	1.2	
N of Valid	128	120	105	65	418	
N of Miss	8	3	6	4	21	

Table 74: How old were you when you first: used Daztrex?


Response	6	8	10	12	Total	
Never	100.0	100.0	100.0	100.0	100.0	
10 or younger	0.0	0.0	0.0	0.0	0.0	
11	0.0	0.0	0.0	0.0	0.0	
12	0.0	0.0	0.0	0.0	0.0	
13	0.0	0.0	0.0	0.0	0.0	
14	0.0	0.0	0.0	0.0	0.0	
15	0.0	0.0	0.0	0.0	0.0	
16	0.0	0.0	0.0	0.0	0.0	
17 or older	0.0	0.0	0.0	0.0	0.0	
N of Valid	127	122	106	66	421	
N of Miss	9	1	5	3	18	

Table 75: How old were you when you first: got suspended from school?










Response	6	8	10	12	Total	
Never	80.3	70.0	62.9	53.8	68.8	
10 or younger	11.8	7.5	11.4	10.8	10.3	
11	4.7	3.3	4.8	4.6	4.3	
12	2.4	9.2	5.7	9.2	6.2	
13	0.8	9.2	6.7	4.6	5.3	
14	0.0	0.0	4.8	7.7	2.4	
15	0.0	0.8	1.0	4.6	1.2	
16	0.0	0.0	1.9	1.5	0.7	
17 or older	0.0	0.0	1.0	3.1	0.7	
N of Valid	127	120	105	65	417	
N of Miss	9	3	6	4	22	

Table 76: How old were you when you first: got arrested?










Response	6	8	10	12	Total	
Never	99.2	95.0	91.5	86.2	94.0	
10 or younger	0.8	0.0	0.9	0.0	0.5	
11	0.0	2.5	0.9	3.1	1.4	
12	0.0	0.8	1.9	0.0	0.7	
13	0.0	1.7	0.9	1.5	1.0	
14	0.0	0.0	2.8	3.1	1.2	
15	0.0	0.0	0.0	1.5	0.2	
16	0.0	0.0	0.9	1.5	0.5	
17 or older	0.0	0.0	0.0	3.1	0.5	
N of Valid	128	121	106	65	420	
N of Miss	8	2	5	4	19	

Table 77: How old were you when you first: carried a handgun?









Response	6	8	10	12	Total	
Never	94.5	93.4	95.3	93.8	94.3	
10 or younger	3.9	2.5	0.9	0.0	2.1	
11	0.8	1.7	0.9	1.5	1.2	
12	0.0	0.0	0.0	1.5	0.2	
13	0.8	1.7	0.9	0.0	1.0	
14	0.0	0.8	0.0	0.0	0.2	
15	0.0	0.0	1.9	1.5	0.7	
16	0.0	0.0	0.0	0.0	0.0	
17 or older	0.0	0.0	0.0	1.5	0.2	
N of Valid	127	121	107	65	420	
N of Miss	9	2	4	4	19	

Table 78: How old were you when you first: attacked someone with the idea of seriously hurting them?










Response	6	8	10	12	Total	
Never	88.4	83.3	84.9	69.8	83.3	
10 or younger	7.0	5.0	1.9	11.1	5.7	
11	3.1	2.5	0.0	1.6	1.9	
12	1.6	4.2	3.8	3.2	3.1	
13	0.0	3.3	2.8	6.3	2.6	
14	0.0	1.7	2.8	0.0	1.2	
15	0.0	0.0	2.8	3.2	1.2	
16	0.0	0.0	0.9	1.6	0.5	
17 or older	0.0	0.0	0.0	3.2	0.5	
N of Valid	129	120	106	63	418	
N of Miss	7	3	5	6	21	

Table 79: How old were you when you first: belonged to a gang?










Response	6	8	10	12	Total	
Never	95.3	96.7	96.3	84.4	94.3	
10 or younger	1.6	0.0	0.9	4.7	1.4	
11	0.8	0.8	0.9	0.0	0.7	
12	0.8	0.8	0.0	3.1	0.9	
13	1.6	1.6	0.0	1.6	1.2	
14	0.0	0.0	0.9	0.0	0.2	
15	0.0	0.0	0.9	3.1	0.7	
16	0.0	0.0	0.0	1.6	0.2	
17 or older	0.0	0.0	0.0	1.6	0.2	
N of Valid	129	122	107	64	422	
N of Miss	7	1	4	5	17	

Table 80: How wrong do you think it is for someone your age to: take a handgun to school?





Response	6	8	10	12	Total	
Very wrong	91.3	86.1	77.3	80.3	84.5	
Wrong	7.1	13.1	18.2	15.2	12.9	
A little bit wrong	0.8	0.8	3.6	3.0	1.9	
Not wrong at all	0.8	0.0	0.9	1.5	0.7	
N of Valid	127	122	110	66	425	
N of Miss	9	1	1	3	14	

Table 81: How wrong do you think it is for someone your age to: steal anything worth more than \$5?





Response	6	8	10	12	Total	
Very wrong	73.6	62.5	56.4	63.6	64.5	
Wrong	20.2	23.3	28.2	28.8	24.5	
A little bit wrong	5.4	14.2	12.7	4.5	9.6	
Not wrong at all	0.8	0.0	2.7	3.0	1.4	
N of Valid	129	120	110	66	425	
N of Miss	7	3	1	3	14	

Table 82: How wrong do you think it is for someone your age to: pick a fight with someone?





Response	6	8	10	12	Total	
Very wrong	60.6	40.0	41.8	49.2	48.1	
Wrong	25.2	25.0	27.3	23.1	25.4	
A little bit wrong	9.4	29.2	25.5	24.6	21.6	
Not wrong at all	4.7	5.8	5.5	3.1	5.0	
N of Valid	127	120	110	65	422	
N of Miss	9	3	1	4	17	

Table 83: How wrong do you think it is for someone your age to: attack someone with the idea of seriously hurting them?





Response	6	8	10	12	Total	
Very wrong	86.7	67.8	57.8	66.7	70.8	
Wrong	9.4	19.0	28.4	10.6	17.2	
A little bit wrong	2.3	10.7	11.9	15.2	9.2	
Not wrong at all	1.6	2.5	1.8	7.6	2.8	
N of Valid	128	121	109	66	424	
N of Miss	8	2	2	3	15	

Table 84: How wrong do you think it is for someone your age to: stay away from school all day when their parents think they are at school?





Response	6	8	10	12	Total	
Very wrong	81.4	54.9	45.5	50.0	59.7	
Wrong	12.4	28.7	32.7	12.1	22.2	
A little bit wrong	3.9	13.1	18.2	28.8	14.1	
Not wrong at all	2.3	3.3	3.6	9.1	4.0	
N of Valid	129	122	110	66	427	
N of Miss	7	1	1	3	12	

Table 85: How wrong do you think it is for someone your age to: drink beer, wine or hard liquor (for example, vodka, whiskey, or gin) regularly?





Response	6	8	10	12	Total	
Very wrong	81.2	58.2	43.1	40.9	58.6	
Wrong	10.9	24.6	18.3	24.2	18.8	
A little bit wrong	6.2	17.2	29.4	16.7	16.9	
Not wrong at all	1.6	0.0	9.2	18.2	5.6	
N of Valid	128	122	109	66	425	
N of Miss	8	1	2	3	14	

Table 86: How wrong do you think it is for someone your age to: smoke cigarettes?





Response	6	8	10	12	Total	
Very wrong	85.9	62.0	49.1	45.5	63.3	
Wrong	9.4	28.1	23.6	15.2	19.3	
A little bit wrong	1.6	7.4	14.5	13.6	8.5	
Not wrong at all	3.1	2.5	12.7	25.8	8.9	
N of Valid	128	121	110	66	425	
N of Miss	8	2	1	3	14	

Table 87: How wrong do you think it is for someone your age to: smoke marijuana?





Response	6	8	10	12	Total	
Very wrong	91.4	73.8	53.6	57.6	71.4	
Wrong	6.2	13.9	19.1	6.1	11.7	
A little bit wrong	0.0	5.7	11.8	15.2	7.0	
Not wrong at all	2.3	6.6	15.5	21.2	9.9	
N of Valid	128	122	110	66	426	
N of Miss	8	1	1	3	13	



Table 88: How wrong do you think it is for someone your age to: use prescription drugs or non-prescription drugs for the purpose of getting high?





Response	6	8	10	12	Total	
Very wrong	92.2	78.7	70.0	72.3	79.5	
Wrong	6.2	13.9	19.1	7.7	12.0	
A little bit wrong	0.8	5.7	7.3	10.8	5.4	
Not wrong at all	0.8	1.6	3.6	9.2	3.1	
N of Valid	128	122	110	65	425	
N of Miss	8	1	1	4	14	

Table 89: How wrong do you think it is for someone your age to: use synthetic marijuana (K2, spice) or bath salts?





Response	6	8	10	12	Total	
Very wrong	93.0	84.4	77.1	78.8	84.2	
Wrong	4.7	12.3	15.6	7.6	10.1	
A little bit wrong	1.6	2.5	2.8	3.0	2.4	
Not wrong at all	0.8	0.8	4.6	10.6	3.3	
N of Valid	128	122	109	66	425	
N of Miss	8	1	2	3	14	

Table 90: How wrong do you think it is for someone your age to: use LSD, cocaine, amphetamines or another illegal drug?





Response	6	8	10	12	Total	
Very wrong	93.7	90.2	86.2	84.8	89.4	
Wrong	5.5	5.7	10.1	3.0	6.4	
A little bit wrong	0.0	2.5	1.8	3.0	1.7	
Not wrong at all	0.8	1.6	1.8	9.1	2.6	
N of Valid	127	122	109	66	424	
N of Miss	9	1	2	3	15	

Table 91: At school during the past 12 months, did you receive help from the resource teacher, speech therapist or other special education teacher?



Response	6	8	10	12	Total	
No	79.8	87.5	90.0	90.6	86.3	
Yes	20.2	12.5	10.0	9.4	13.7	
N of Valid	114	112	100	53	379	
N of Miss	22	11	11	16	60	

Table 92: How many times in the past year (12 months) have you: been suspended from school?







Response	6	8	10	12	Total	
Never	83.5	78.7	85.5	71.9	80.9	
1 to 2 times	15.0	16.4	10.9	21.9	15.4	
3 to 5 times	1.6	3.3	2.7	3.1	2.6	
6 to 9 times	0.0	0.8	0.9	1.6	0.7	
10 to 19 times	0.0	0.8	0.0	0.0	0.2	
20 to 29 times	0.0	0.0	0.0	0.0	0.0	
30 to 39 times	0.0	0.0	0.0	0.0	0.0	
40+ times	0.0	0.0	0.0	1.6	0.2	
N of Valid	127	122	110	64	423	
N of Miss	9	1	1	5	16	

Table 93: How many times in the past year (12 months) have you: carried a handgun?








Response	6	8	10	12	Total	
Never	97.6	94.2	100.0	93.8	96.7	
1 to 2 times	0.8	2.5	0.0	3.1	1.4	
3 to 5 times	0.0	0.8	0.0	0.0	0.2	
6 to 9 times	0.0	0.0	0.0	0.0	0.0	
10 to 19 times	0.0	1.7	0.0	0.0	0.5	
20 to 29 times	0.0	0.0	0.0	1.6	0.2	
30 to 39 times	0.0	0.8	0.0	0.0	0.2	
40+ times	1.6	0.0	0.0	1.6	0.7	
N of Valid	126	120	110	64	420	
N of Miss	10	3	1	5	19	

Table 94: How many times in the past year (12 months) have you: sold illegal drugs?







Response	6	8	10	12	Total	
Never	100.0	99.2	96.4	92.2	97.6	
1 to 2 times	0.0	0.8	0.9	1.6	0.7	
3 to 5 times	0.0	0.0	0.9	0.0	0.2	
6 to 9 times	0.0	0.0	0.0	1.6	0.2	
10 to 19 times	0.0	0.0	0.0	0.0	0.0	
20 to 29 times	0.0	0.0	0.0	1.6	0.2	
30 to 39 times	0.0	0.0	0.0	0.0	0.0	
40+ times	0.0	0.0	1.8	3.1	1.0	
N of Valid	126	120	110	64	420	
N of Miss	10	3	1	5	19	

Table 95: How many times in the past year (12 months) have you: stolen or tried to steal a motor vehicle such as a car or motorcycle?




Response	6	8	10	12	Total	
Never	98.4	98.3	100.0	95.3	98.3	
1 to 2 times	1.6	0.8	0.0	3.1	1.2	
3 to 5 times	0.0	0.8	0.0	1.6	0.5	
6 to 9 times	0.0	0.0	0.0	0.0	0.0	
10 to 19 times	0.0	0.0	0.0	0.0	0.0	
20 to 29 times	0.0	0.0	0.0	0.0	0.0	
30 to 39 times	0.0	0.0	0.0	0.0	0.0	
40+ times	0.0	0.0	0.0	0.0	0.0	
N of Valid	126	121	109	64	420	
N of Miss	10	2	2	5	19	

Table 96: How many times in the past year (12 months) have you: participated in clubs, organizations or activities at school?









Response	6	8	10	12	Total	
Never	33.3	28.1	25.9	32.8	29.8	
1 to 2 times	23.8	23.1	17.6	17.2	21.0	
3 to 5 times	16.7	19.8	22.2	18.8	19.3	
6 to 9 times	11.9	8.3	8.3	6.2	9.1	
10 to 19 times	4.8	5.0	6.5	9.4	6.0	
20 to 29 times	4.0	0.8	4.6	4.7	3.3	
30 to 39 times	0.8	1.7	1.9	1.6	1.4	
40+ times	4.8	13.2	13.0	9.4	10.0	
N of Valid	126	121	108	64	419	
N of Miss	10	2	3	5	20	

Table 97: How many times in the past year (12 months) have you: been arrested?





Response	6	8	10	12	Total	
Never	100.0	95.8	99.1	89.1	96.9	
1 to 2 times	0.0	2.5	0.9	9.4	2.4	
3 to 5 times	0.0	0.8	0.0	0.0	0.2	
6 to 9 times	0.0	0.0	0.0	0.0	0.0	
10 to 19 times	0.0	0.8	0.0	1.6	0.5	
20 to 29 times	0.0	0.0	0.0	0.0	0.0	
30 to 39 times	0.0	0.0	0.0	0.0	0.0	
40+ times	0.0	0.0	0.0	0.0	0.0	
N of Valid	126	120	107	64	417	
N of Miss	10	3	4	5	22	

Table 98: How many times in the past year (12 months) have you: attacked someone with the idea of seriously hurting them?


Response	6	8	10	12	Total	
Never	91.3	83.3	87.2	79.4	86.1	
1 to 2 times	7.9	11.7	7.3	14.3	9.8	
3 to 5 times	0.0	3.3	1.8	3.2	1.9	
6 to 9 times	0.8	1.7	0.0	0.0	0.7	
10 to 19 times	0.0	0.0	0.9	0.0	0.2	
20 to 29 times	0.0	0.0	0.9	0.0	0.2	
30 to 39 times	0.0	0.0	0.0	0.0	0.0	
40+ times	0.0	0.0	1.8	3.2	1.0	
N of Valid	126	120	109	63	418	
N of Miss	10	3	2	6	21	

Table 99: How many times in the past year (12 months) have you: been drunk or high at school?


Response	6	8	10	12	Total	
Never	99.2	95.9	84.5	81.2	91.7	
1 to 2 times	0.0	2.5	10.0	7.8	4.5	
3 to 5 times	0.0	0.8	1.8	1.6	1.0	
6 to 9 times	0.8	0.0	0.9	0.0	0.5	
10 to 19 times	0.0	0.0	0.0	3.1	0.5	
20 to 29 times	0.0	0.0	0.0	0.0	0.0	
30 to 39 times	0.0	0.0	0.9	1.6	0.5	
40+ times	0.0	0.8	1.8	4.7	1.4	
N of Valid	126	121	110	64	421	
N of Miss	10	2	1	5	18	

Table 100: How many times in the past year (12 months) have you: taken a handgun to school?

Response	6	8	10	12	Total	
Never	100.0	99.2	100.0	98.4	99.5	
1 to 2 times	0.0	0.8	0.0	1.6	0.5	
3 to 5 times	0.0	0.0	0.0	0.0	0.0	
6 to 9 times	0.0	0.0	0.0	0.0	0.0	
10 to 19 times	0.0	0.0	0.0	0.0	0.0	
20 to 29 times	0.0	0.0	0.0	0.0	0.0	
30 to 39 times	0.0	0.0	0.0	0.0	0.0	
40+ times	0.0	0.0	0.0	0.0	0.0	
N of Valid	126	121	110	64	421	
N of Miss	10	2	1	5	18	

Table 101: Are you currently on probation, or assigned a probation officer with Juvenile Court?

Response	6	8	10	12	Total	
No	97.2	97.3	94.3	98.3	96.6	
Yes	2.8	2.7	5.7	1.7	3.4	
N of Valid	109	112	105	58	384	
N of Miss	27	11	6	11	55	

Table 102: Have you ever belonged to a gang?

Response	6	8	10	12	Total	
No	92.1	95.0	89.1	84.1	91.0	
No, but would like to	0.0	0.0	3.6	3.2	1.4	
Yes, in the past	4.7	3.3	5.5	3.2	4.3	
Yes, belong now	3.1	1.7	0.9	7.9	2.9	
Yes, but would like to get out	0.0	0.0	0.9	1.6	0.5	
N of Valid	127	121	110	63	421	
N of Miss	9	2	1	6	18	

Table 103: If you have ever belonged to a gang, did that gang have a name?

Response	6	8	10	12	Total
No	8.0	13.2	10.3	32.8	13.8
Yes	8.0	5.0	7.5	11.5	7.5
I have never belonged to a gang	84.0	81.8	82.2	55.7	78.7
N of Valid	125	121	107	61	414
N of Miss	11	2	4	8	25

Table 104: You are at a party at someone's house, and one of your friends offers you a drink containing alcohol. What would you say or do?

Response	6	8	10	12	Total
Drink it	6.3	20.8	42.7	44.4	25.8
Tell your friend, 'No thanks, I don't drink' and suggest that you and your friend go and do something else	36.5	29.2	19.1	25.4	28.2
Just say, 'No thanks' and walk away	27.8	35.0	28.2	22.2	29.1
Make up a good excuse, tell your friend you had something else to do, and leave	29.4	15.0	10.0	7.9	16.9
N of Valid	126	120	110	63	419
N of Miss	10	3	1	6	20

Table 105: How often do you attend religious services or activities?

Response	6	8	10	12	Total
Never	27.4	12.6	8.2	8.1	15.2
Rarely	21.0	16.8	17.3	27.4	19.8
1-2 Times a Month	11.3	10.9	10.0	21.0	12.3
About Once a Week or More	40.3	59.7	64.5	43.5	52.8
N of Valid	124	119	110	62	415
N of Miss	12	4	1	7	24

Table 106: I think sometimes it's okay to cheat at school.





Response	6	8	10	12	Total	
NO!	72.0	28.1	13.8	20.6	36.4	
no	19.2	34.7	35.8	27.0	29.2	
yes	7.2	28.1	42.2	30.2	25.8	
YES!	1.6	9.1	8.3	22.2	8.6	
N of Valid	125	121	109	63	418	
N of Miss	11	2	2	6	21	

Table 107: It is important to think before you act.





Response	6	8	10	12	Total	
NO!	1.6	3.3	1.8	9.4	3.3	
no	0.8	5.0	2.7	4.7	3.1	
yes	17.6	41.3	39.1	34.4	32.6	
YES!	80.0	50.4	56.4	51.6	61.0	
N of Valid	125	121	110	64	420	
N of Miss	11	2	1	5	19	

Table 108: Sometimes I think that life is not worth it.





Response	6	8	10	12	Total	
NO!	62.3	52.9	39.1	48.4	51.3	
no	18.0	25.6	30.0	21.9	24.0	
yes	13.1	14.9	23.6	20.3	17.5	
YES!	6.6	6.6	7.3	9.4	7.2	
N of Valid	122	121	110	64	417	
N of Miss	14	2	1	5	22	



Table 109: At times I think I am no good at all.

Response	6	8	10	12	Total	
NO!	50.0	34.5	30.8	45.2	39.8	
no	18.5	31.1	25.2	22.6	24.5	
yes	20.2	25.2	34.6	27.4	26.5	
YES!	11.3	9.2	9.3	4.8	9.2	
N of Valid	124	119	107	62	412	
N of Miss	12	4	4	7	27	

Table 110: All in all, I am inclined to think that I am a failure.

Response	6	8	10	12	Total	
NO!	64.2	47.5	45.9	57.8	53.6	
no	21.1	39.2	32.1	26.6	30.0	
yes	10.6	10.0	14.7	12.5	11.8	
YES!	4.1	3.3	7.3	3.1	4.6	
N of Valid	123	120	109	64	416	
N of Miss	13	3	2	5	23	

Table 111: In the past year, have you felt depressed or sad MOST days, even if you felt okay sometimes?

Response	6	8	10	12	Total	
NO!	38.7	32.5	22.2	49.2	34.2	
no	19.4	29.2	25.9	7.9	22.2	
yes	25.0	25.0	34.3	30.2	28.2	
YES!	16.9	13.3	17.6	12.7	15.4	
N of Valid	124	120	108	63	415	
N of Miss	12	3	3	6	24	

Table 112: It is all right to beat up people if they start the fight.

Response	6	8	10	12	Total	
NO!	56.8	27.7	25.0	25.4	35.4	
no	14.4	16.0	13.0	12.7	14.2	
yes	15.2	21.8	31.5	19.0	21.9	
YES!	13.6	34.5	30.6	42.9	28.4	
N of Valid	125	119	108	63	415	
N of Miss	11	4	3	6	24	

Table 113: I think it is okay to take something without asking if you can get away with it.

Response	6	8	10	12	Total	
NO!	81.5	51.3	50.9	60.9	61.7	
no	16.1	41.2	39.8	29.7	31.6	
yes	1.6	5.0	9.3	4.7	5.1	
YES!	0.8	2.5	0.0	4.7	1.7	
N of Valid	124	119	108	64	415	
N of Miss	12	4	3	5	24	

Table 114: Where do you get the most information about living a drug and alcohol free life? Parents/guardians

Response	6	8	10	12	Total	
All the time	63.4	59.3	51.4	48.4	56.8	
Most	17.1	16.9	16.5	21.0	17.5	
Some	4.9	12.7	19.3	17.7	12.9	
Very little	14.6	11.0	12.8	12.9	12.9	
N of Valid	123	118	109	62	412	
N of Miss	13	5	2	7	27	

Table 115: Where do you get the most information about living a drug and alcohol free life? Friends





Response	6	8	10	12	Total	
All the time	19.7	15.0	13.1	25.4	17.4	
Most	23.9	8.3	9.3	15.9	14.3	
Some	24.8	35.0	34.6	20.6	29.7	
Very little	31.6	41.7	43.0	38.1	38.6	
N of Valid	117	120	107	63	407	
N of Miss	19	3	4	6	32	

Table 116: Where do you get the most information about living a drug and alcohol free life? Family members





Response	6	8	10	12	Total	
All the time	52.5	41.2	37.4	37.1	42.9	
Most	17.2	18.5	17.8	21.0	18.3	
Some	14.8	21.8	31.8	22.6	22.4	
Very little	15.6	18.5	13.1	19.4	16.3	
N of Valid	122	119	107	62	410	
N of Miss	14	4	4	7	29	

Table 117: Where do you get the most information about living a drug and alcohol free life? School





Response	6	8	10	12	Total	
All the time	60.5	44.1	33.6	35.9	44.9	
Most	17.6	16.9	26.2	21.9	20.3	
Some	11.8	15.3	22.4	25.0	17.6	
Very little	10.1	23.7	17.8	17.2	17.2	
N of Valid	119	118	107	64	408	
N of Miss	17	5	4	5	31	

Table 118: Where do you get the most information about living a drug and alcohol free life? Internet





Response	6	8	10	12	Total	
All the time	22.9	15.1	12.1	23.0	17.8	
Most	16.9	8.4	9.3	8.2	11.1	
Some	22.0	22.7	29.9	18.0	23.7	
Very little	38.1	53.8	48.6	50.8	47.4	
N of Valid	118	119	107	61	405	
N of Miss	18	4	4	8	34	

Table 119: Where do you get the most information about living a drug and alcohol free life? TV





Response	6	8	10	12	Total	
All the time	23.1	23.1	13.1	22.6	20.4	
Most	22.2	14.9	18.7	12.9	17.7	
Some	24.8	25.6	32.7	24.2	27.0	
Very little	29.9	36.4	35.5	40.3	34.9	
N of Valid	117	121	107	62	407	
N of Miss	19	2	4	7	32	

Table 120: Where do you get the most information about living a drug and alcohol free life? Social media





Response	6	8	10	12	Total	
All the time	21.7	13.4	13.1	24.6	17.4	
Most	17.4	13.4	14.0	1.6	12.9	
Some	24.3	25.2	29.0	24.6	25.9	
Very little	36.5	47.9	43.9	49.2	43.8	
N of Valid	115	119	107	61	402	
N of Miss	21	4	4	8	37	

Table 121: How much do you think people risk harming themselves (physically or in other ways) if they: smoked one or more packs of cigarettes per day?


Response	6	8	10	12	Total	
No risk	18.9	21.8	6.5	11.1	15.3	
Slight risk	9.8	8.4	9.3	14.3	10.0	
Moderate risk	14.8	16.8	22.4	20.6	18.2	
Great risk	56.6	52.9	61.7	54.0	56.4	
N of Valid	122	119	107	63	411	
N of Miss	14	4	4	6	28	

Table 122: How much do you think people risk harming themselves (physically or in other ways) if they: try marijuana once or twice?


Response	6	8	10	12	Total	
No risk	22.8	30.0	30.8	39.7	29.5	
Slight risk	15.4	23.3	31.8	19.0	22.5	
Moderate risk	13.8	26.7	15.0	19.0	18.6	
Great risk	48.0	20.0	22.4	22.2	29.3	
N of Valid	123	120	107	63	413	
N of Miss	13	3	4	6	26	

Table 123: How much do you think people risk harming themselves (physically or in other ways) if they: smoke marijuana once or twice a week?

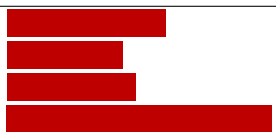
Response	6	8	10	12	Total	
No risk	21.3	25.6	20.0	30.2	23.6	
Slight risk	9.0	9.4	28.6	23.8	16.5	
Moderate risk	14.8	22.2	21.9	14.3	18.7	
Great risk	54.9	42.7	29.5	31.7	41.3	
N of Valid	122	117	105	63	407	
N of Miss	14	6	6	6	32	

Table 124: How much do you think people risk harming themselves (physically or in other ways) if they: take one or two drinks of an alcoholic beverage (beer, wine, liquor) nearly every day?


Response	6	8	10	12	Total	
No risk	21.3	21.2	10.5	18.6	18.1	
Slight risk	17.2	25.4	23.8	18.6	21.5	
Moderate risk	18.9	18.6	35.2	32.2	25.0	
Great risk	42.6	34.7	30.5	30.5	35.4	
N of Valid	122	118	105	59	404	
N of Miss	14	5	6	10	35	

Table 125: How much do you think people risk harming themselves (physically or in other ways) if they: have five or more drinks of an alcoholic beverage once or twice each weekend?


Response	6	8	10	12	Total	
No risk	22.0	22.7	10.4	24.6	19.6	
Slight risk	7.3	14.3	12.3	19.7	12.5	
Moderate risk	18.7	19.3	36.8	21.3	24.0	
Great risk	52.0	43.7	40.6	34.4	44.0	
N of Valid	123	119	106	61	409	
N of Miss	13	4	5	8	30	

Table 126: How much do you think people risk harming themselves (physically or in other ways) if they: use prescription drugs that are not prescribed to them?


Response	6	8	10	12	Total	
No risk	20.8	21.2	8.5	16.4	17.0	
Slight risk	5.0	8.5	11.3	8.2	8.1	
Moderate risk	6.7	18.6	26.4	14.8	16.5	
Great risk	67.5	51.7	53.8	60.7	58.3	
N of Valid	120	118	106	61	405	
N of Miss	16	5	5	8	34	

Table 127: How much do you think people risk harming themselves (physically or in other ways) if they: use non-prescription drugs to get high?





Response	6	8	10	12	Total	
No risk	21.3	22.7	8.6	14.8	17.4	
Slight risk	4.1	4.2	4.8	8.2	4.9	
Moderate risk	10.7	21.0	24.8	13.1	17.7	
Great risk	63.9	52.1	61.9	63.9	60.0	
N of Valid	122	119	105	61	407	
N of Miss	14	4	6	8	32	

Table 128: Have you ever used smokeless tobacco (chew, snuff, plug, dipping tobacco, or chewing tobacco)?






Response	6	8	10	12	Total	
Never	96.7	84.9	74.1	72.6	83.7	
Once or Twice	2.5	10.1	12.0	9.7	8.3	
Once in a while but not regularly	0.0	2.5	7.4	3.2	3.2	
Regularly in the past	0.8	0.8	3.7	4.8	2.2	
Regularly now	0.0	1.7	2.8	9.7	2.7	
N of Valid	122	119	108	62	411	
N of Miss	14	4	3	7	28	

Table 129: How often have you taken smokeless tobacco during the past 30 days?







Response	6	8	10	12	Total	
Not at all	99.2	95.0	91.7	82.3	93.4	
Once or twice	0.8	3.4	2.8	6.5	2.9	
Once or twice per week	0.0	0.0	2.8	1.6	1.0	
Three to five times per week	0.0	0.8	0.9	1.6	0.7	
About once a day	0.0	0.8	0.0	0.0	0.2	
More than once a day	0.0	0.0	1.9	8.1	1.7	
N of Valid	119	119	108	62	408	
N of Miss	17	4	3	7	31	

Table 130: Have you ever smoked cigarettes?






Response	6	8	10	12	Total	
Never	94.2	72.3	60.2	44.3	71.4	
Once or Twice	5.0	20.2	20.4	14.8	14.9	
Once in a while but not regularly	0.8	3.4	11.1	16.4	6.6	
Regularly in the past	0.0	2.5	5.6	11.5	3.9	
Regularly now	0.0	1.7	2.8	13.1	3.2	
N of Valid	121	119	108	61	409	
N of Miss	15	4	3	8	30	

Table 131: How frequently have you smoked cigarettes during the past 30 days?








Response	6	8	10	12	Total	
Not at all	98.4	94.9	83.0	71.0	89.2	
Less than one cigarette per day	1.6	2.5	10.4	14.5	6.1	
One to five cigarettes per day	0.0	2.5	2.8	8.1	2.7	
About one-half pack per day	0.0	0.0	2.8	1.6	1.0	
About one pack per day	0.0	0.0	0.9	0.0	0.2	
About one and one-half packs per day	0.0	0.0	0.0	3.2	0.5	
Two packs or more per day	0.0	0.0	0.0	1.6	0.2	
N of Valid	122	118	106	62	408	
N of Miss	14	5	5	7	31	

Table 132: Which statement best describes rules about smoking inside your home?






Response	6	8	10	12	Total	
Smoking is not allowed anywhere inside your home	80.3	70.1	63.2	60.7	70.0	
Smoking is allowed in some places and at some times	1.6	6.0	6.6	6.6	4.9	
Smoking is allowed anywhere inside the home	0.8	0.9	3.8	4.9	2.2	
There are no rules about smoking inside the home	2.5	3.4	15.1	8.2	6.9	
I don't know	14.8	19.7	11.3	19.7	16.0	
N of Valid	122	117	106	61	406	
N of Miss	14	6	5	8	33	



Table 133: Which statement best describes rules about smoking in your family cars?







Response	6	8	10	12	Total	
Smoking is never allowed in any car	74.6	55.9	50.9	59.3	60.7	
Smoking is allowed sometimes or in some cars	9.8	15.3	13.2	13.6	12.8	
Smoking is allowed in any car anytime	2.5	0.8	5.7	3.4	3.0	
There are no rules about smoking in the car	2.5	7.6	15.1	8.5	8.1	
We do not have a family car	0.0	3.4	0.9	0.0	1.2	
I don't know	10.7	16.9	14.2	15.3	14.1	
N of Valid	122	118	106	59	405	
N of Miss	14	5	5	10	34	

Table 134: During this school year, were you taught in any of your classes about the dangers of tobacco use?






Response	6	8	10	12	Total	
Strongly agree	45.0	13.6	15.0	19.3	24.1	
Agree	28.3	23.7	24.3	33.3	26.6	
Disagree	5.0	18.6	11.2	17.5	12.4	
Strongly disagree	3.3	16.1	18.7	7.0	11.7	
I don't know	18.3	28.0	30.8	22.8	25.1	
N of Valid	120	118	107	57	402	
N of Miss	16	5	4	12	37	

Table 135: During the past 12 months, have you participated in any community activities to discourage people your age from using cigarettes, chewing tobacco, snuff, dip or cigars?






Response	6	8	10	12	Total	
Strongly agree	25.6	16.2	11.2	15.8	17.6	
Agree	16.2	12.8	17.8	22.8	16.6	
Disagree	17.1	17.9	21.5	14.0	18.1	
Strongly disagree	14.5	28.2	22.4	22.8	21.9	
I don't know	26.5	24.8	27.1	24.6	25.9	
N of Valid	117	117	107	57	398	
N of Miss	19	6	4	12	41	

Table 136: Think back over the last two weeks. How many times have you had five or more alcoholic drinks in a row?

Response	6	8	10	12	Total	
None	96.7	94.0	83.3	78.2	89.8	
Once	2.5	4.3	9.3	7.3	5.5	
Twice	0.8	0.9	1.9	7.3	2.0	
3-5 times	0.0	0.9	4.6	1.8	1.8	
6-9 times	0.0	0.0	0.0	0.0	0.0	
10 or more times	0.0	0.0	0.9	5.5	1.0	
N of Valid	120	117	108	55	400	
N of Miss	16	6	3	14	39	

Table 137: During the past 30 days, how many times did you ride in a car or other vehicle driven by someone who had been drinking alcohol or using drugs to get high?

Response	6	8	10	12	Total	
0 times	87.7	78.8	71.3	69.8	78.3	
1 time	4.1	10.2	10.2	9.4	8.2	
2 or 3 times	5.7	5.1	12.0	7.5	7.5	
4 or 5 times	0.8	2.5	2.8	3.8	2.2	
6 or more times	1.6	3.4	3.7	9.4	3.7	
N of Valid	122	118	108	53	401	
N of Miss	14	5	3	16	38	

Table 138: During the past 30 days, how many times did you drive a car or other vehicle when you had been drinking alcohol or using drugs to get high?

Response	6	8	10	12	Total	
I did not drive a car in the past 30 days	39.7	44.8	39.6	25.0	39.2	
0 times	59.5	52.6	58.5	65.4	58.0	
1 time	0.8	2.6	0.0	5.8	1.8	
2 or 3 times	0.0	0.0	0.9	0.0	0.3	
4 or 5 times	0.0	0.0	0.0	1.9	0.3	
6 or more times	0.0	0.0	0.9	1.9	0.5	
N of Valid	121	116	106	52	395	
N of Miss	15	7	5	17	44	

Table 139: If you drank alcohol (not just a sip or taste) in the past year, how did you usually get it?











Response	6	8	10	12	Total	
I did not drink alcohol in the past year	91.6	73.3	55.3	45.3	70.3	
I bought it myself with a fake ID	0.0	0.9	0.0	0.0	0.3	
I bought it myself without a fake ID	0.0	0.0	1.9	1.9	0.8	
I got it from someone I know age 21 or older	1.7	9.5	10.7	20.8	9.0	
I got it from someone I know under age 21	0.0	0.9	6.8	5.7	2.8	
I got it from my brother or sister	0.0	0.0	2.9	1.9	1.0	
I got it from home with my parents' permission	0.0	1.7	1.9	3.8	1.5	
I got it from home without my parents' permission	0.8	1.7	1.9	0.0	1.3	
I got it from another relative	0.0	1.7	4.9	3.8	2.3	
A stranger bought it for me	0.0	0.0	0.0	0.0	0.0	
I took it from a store or shop	0.0	0.0	0.0	0.0	0.0	
Other	5.9	10.3	13.6	17.0	10.7	
N of Valid	119	116	103	53	391	
N of Miss	17	7	8	16	48	

Table 140: If you drank alcohol (not just a sip or taste) in the past year, where did you usually drink it?










Response	6	8	10	12	Total	
I did not drink alcohol in the past year	94.2	77.2	58.8	52.0	74.4	
at my home	1.7	3.5	9.8	12.0	5.7	
at someone else's home	3.3	11.4	24.5	28.0	14.5	
at an open area like a park, beach, field, back road, woods, or a street corner	0.0	4.4	2.9	6.0	2.8	
at a sporting event or concert	0.0	0.9	1.0	0.0	0.5	
at a restaurant, bar, or a nightclub	0.8	0.0	1.0	0.0	0.5	
at an empty building or a construction site	0.0	0.9	1.0	0.0	0.5	
at a hotel/motel	0.0	0.0	1.0	0.0	0.3	
in a car	0.0	1.8	0.0	2.0	0.8	
at school	0.0	0.0	0.0	0.0	0.0	
N of Valid	120	114	102	50	386	
N of Miss	16	9	9	19	53	

Table 141: How do you feel about someone your age having one or two drinks of an alcoholic beverage nearly every day?

Response	6	8	10	12	Total	
Neither approve nor disapprove	25.0	23.5	28.3	39.2	27.3	
Somewhat disapprove	7.5	20.0	25.5	25.5	18.4	
Strongly disapprove	42.5	40.0	31.1	21.6	36.0	
Don't know or can't say	25.0	16.5	15.1	13.7	18.4	
N of Valid	120	115	106	51	392	
N of Miss	16	8	5	18	47	

Table 142: On how many occasions have you had alcoholic beverages (beer, wine or hard liquor) to drink in your lifetime - more than just a few sips?

Response	6	8	10	12	Total	
0	90.2	68.4	45.3	49.0	66.5	
01/02/13	7.4	14.5	17.0	10.2	12.4	
03/05/13	0.8	9.4	6.6	6.1	5.6	
06/09/13	1.6	3.4	7.5	2.0	3.8	
10/19/13	0.0	2.6	13.2	6.1	5.1	
20-39	0.0	0.9	2.8	8.2	2.0	
40	0.0	0.9	7.5	18.4	4.6	
N of Valid	122	117	106	49	394	
N of Miss	14	6	5	20	45	

Table 143: On how many occasions have you drunk one of more drinks of an alcoholic beverage during the past 30 days?

Response	6	8	10	12	Total	
0	98.3	91.5	74.8	73.5	86.8	
01/02/13	1.7	7.6	16.8	12.2	8.9	
03/05/13	0.0	0.8	5.6	6.1	2.5	
06/09/13	0.0	0.0	1.9	4.1	1.0	
10/19/13	0.0	0.0	0.0	4.1	0.5	
20-39	0.0	0.0	0.0	0.0	0.0	
40	0.0	0.0	0.9	0.0	0.3	
N of Valid	121	118	107	49	395	
N of Miss	15	5	4	20	44	

Table 144: On how many occasions have you used marijuana (grass, pot) or hashish (hash, hash oil) in your lifetime?








Response	6	8	10	12	Total	
0	100.0	93.2	73.3	65.3	86.5	
01/02/13	0.0	2.5	6.7	4.1	3.1	
03/05/13	0.0	0.8	5.7	4.1	2.3	
06/09/13	0.0	1.7	5.7	2.0	2.3	
10/19/13	0.0	0.0	2.9	6.1	1.5	
20-39	0.0	0.0	0.0	2.0	0.3	
40	0.0	1.7	5.7	16.3	4.1	
N of Valid	121	118	105	49	393	
N of Miss	15	5	6	20	46	

Table 145: On how many occasions have you used marijuana (grass, pot) or hashish (hash, hash oil) during the past 30 days?








Response	6	8	10	12	Total	
0	100.0	96.6	91.5	85.7	94.9	
01/02/13	0.0	1.7	4.7	6.1	2.5	
03/05/13	0.0	0.0	0.0	2.0	0.3	
06/09/13	0.0	0.0	0.9	0.0	0.3	
10/19/13	0.0	0.8	0.9	2.0	0.8	
20-39	0.0	0.0	1.9	0.0	0.5	
40	0.0	0.8	0.0	4.1	0.8	
N of Valid	120	118	106	49	393	
N of Miss	16	5	5	20	46	

Table 146: On how many occasions have you used LSD or other psychedelics in your lifetime?




Response	6	8	10	12	Total	
0	99.2	99.2	99.1	100.0	99.2	
01/02/13	0.8	0.8	0.0	0.0	0.5	
03/05/13	0.0	0.0	0.0	0.0	0.0	
06/09/13	0.0	0.0	0.9	0.0	0.3	
10/19/13	0.0	0.0	0.0	0.0	0.0	
20-39	0.0	0.0	0.0	0.0	0.0	
40	0.0	0.0	0.0	0.0	0.0	
N of Valid	121	118	107	49	395	
N of Miss	15	5	4	20	44	

Table 147: On how many occasions have you used LSD or other psychedelics during the past 30 days?

Response	6	8	10	12	Total	
0	99.2	100.0	99.1	100.0	99.5	
01/02/13	0.8	0.0	0.0	0.0	0.3	
03/05/13	0.0	0.0	0.0	0.0	0.0	
06/09/13	0.0	0.0	0.9	0.0	0.3	
10/19/13	0.0	0.0	0.0	0.0	0.0	
20-39	0.0	0.0	0.0	0.0	0.0	
40	0.0	0.0	0.0	0.0	0.0	
N of Valid	121	118	107	49	395	
N of Miss	15	5	4	20	44	

Table 148: On how many occasions have you used cocaine or crack in your lifetime?

Response	6	8	10	12	Total	
0	99.2	99.1	97.2	98.0	98.5	
01/02/13	0.0	0.9	1.9	0.0	0.8	
03/05/13	0.8	0.0	0.0	0.0	0.3	
06/09/13	0.0	0.0	0.9	0.0	0.3	
10/19/13	0.0	0.0	0.0	0.0	0.0	
20-39	0.0	0.0	0.0	2.0	0.3	
40	0.0	0.0	0.0	0.0	0.0	
N of Valid	121	116	107	49	393	
N of Miss	15	7	4	20	46	

Table 149: On how many occasions have you used cocaine or crack during the past 30 days?

Response	6	8	10	12	Total	
0	99.2	99.1	98.1	100.0	99.0	
01/02/13	0.0	0.0	0.9	0.0	0.3	
03/05/13	0.8	0.0	0.0	0.0	0.3	
06/09/13	0.0	0.0	0.9	0.0	0.3	
10/19/13	0.0	0.9	0.0	0.0	0.3	
20-39	0.0	0.0	0.0	0.0	0.0	
40	0.0	0.0	0.0	0.0	0.0	
N of Valid	121	116	107	49	393	
N of Miss	15	7	4	20	46	

Table 150: On how many occasions have you sniffed glue, breathed the contents of an aerosol spray can, or inhaled other gases or sprays, in order to get high in your lifetime?


Response	6	8	10	12	Total	
0	94.2	87.9	89.6	93.9	91.1	
01/02/13	1.7	7.8	2.8	4.1	4.1	
03/05/13	1.7	0.0	2.8	2.0	1.5	
06/09/13	0.0	2.6	2.8	0.0	1.5	
10/19/13	0.0	0.9	0.0	0.0	0.3	
20-39	0.0	0.9	1.9	0.0	0.8	
40	2.5	0.0	0.0	0.0	0.8	
N of Valid	121	116	106	49	392	
N of Miss	15	7	5	20	47	

Table 151: On how many occasions have you sniffed glue, breathed the contents of an aerosol spray can, or inhaled other gases or sprays, in order to get high during the past 30 days?


Response	6	8	10	12	Total	
0	95.9	96.6	95.3	100.0	96.4	
01/02/13	1.7	2.6	0.0	0.0	1.3	
03/05/13	0.8	0.9	3.7	0.0	1.5	
06/09/13	0.8	0.0	0.9	0.0	0.5	
10/19/13	0.8	0.0	0.0	0.0	0.3	
20-39	0.0	0.0	0.0	0.0	0.0	
40	0.0	0.0	0.0	0.0	0.0	
N of Valid	121	117	107	49	394	
N of Miss	15	6	4	20	45	

Table 152: On how many occasions have you used Daztrex in your lifetime?


Response	6	8	10	12	Total	
0	100.0	100.0	100.0	100.0	100.0	
01/02/13	0.0	0.0	0.0	0.0	0.0	
03/05/13	0.0	0.0	0.0	0.0	0.0	
06/09/13	0.0	0.0	0.0	0.0	0.0	
10/19/13	0.0	0.0	0.0	0.0	0.0	
20-39	0.0	0.0	0.0	0.0	0.0	
40	0.0	0.0	0.0	0.0	0.0	
N of Valid	121	117	106	49	393	
N of Miss	15	6	5	20	46	

Table 153: On how many occasions have you used Daztrex during the past 30 days?


Response	6	8	10	12	Total	
0	100.0	100.0	100.0	100.0	100.0	
01/02/13	0.0	0.0	0.0	0.0	0.0	
03/05/13	0.0	0.0	0.0	0.0	0.0	
06/09/13	0.0	0.0	0.0	0.0	0.0	
10/19/13	0.0	0.0	0.0	0.0	0.0	
20-39	0.0	0.0	0.0	0.0	0.0	
40	0.0	0.0	0.0	0.0	0.0	
N of Valid	121	117	107	49	394	
N of Miss	15	6	4	20	45	

Table 154: On how many occasions have you used synthetic marijuana in your lifetime?







Response	6	8	10	12	Total	
0	100.0	96.6	93.5	91.8	96.2	
01/02/13	0.0	1.7	3.7	4.1	2.0	
03/05/13	0.0	0.0	0.0	2.0	0.3	
06/09/13	0.0	0.0	1.9	0.0	0.5	
10/19/13	0.0	0.0	0.9	2.0	0.5	
20-39	0.0	0.0	0.0	0.0	0.0	
40	0.0	1.7	0.0	0.0	0.5	
N of Valid	121	116	107	49	393	
N of Miss	15	7	4	20	46	



Table 155: On how many occasions have you used synthetic marijuana during the past 30 days?





Response	6	8	10	12	Total	
0	100.0	97.4	99.1	100.0	99.0	
01/02/13	0.0	1.7	0.0	0.0	0.5	
03/05/13	0.0	0.0	0.0	0.0	0.0	
06/09/13	0.0	0.0	0.9	0.0	0.3	
10/19/13	0.0	0.0	0.0	0.0	0.0	
20-39	0.0	0.0	0.0	0.0	0.0	
40	0.0	0.9	0.0	0.0	0.3	
N of Valid	121	117	106	49	393	
N of Miss	15	6	5	20	46	

Table 156: On how many occasions have you used methamphetamines (meth, speed, crank, crystal meth) in your lifetime?





Response	6	8	10	12	Total	
0	100.0	99.1	99.1	97.9	99.2	
01/02/13	0.0	0.9	0.0	0.0	0.3	
03/05/13	0.0	0.0	0.0	0.0	0.0	
06/09/13	0.0	0.0	0.9	0.0	0.3	
10/19/13	0.0	0.0	0.0	2.1	0.3	
20-39	0.0	0.0	0.0	0.0	0.0	
40	0.0	0.0	0.0	0.0	0.0	
N of Valid	121	117	106	48	392	
N of Miss	15	6	5	21	47	

Table 157: On how many occasions have you used methamphetamines (meth, speed, crank, crystal meth) in the past 30 days?



Response	6	8	10	12	Total	
0	100.0	100.0	99.0	100.0	99.7	
01/02/13	0.0	0.0	0.0	0.0	0.0	
03/05/13	0.0	0.0	0.0	0.0	0.0	
06/09/13	0.0	0.0	1.0	0.0	0.3	
10/19/13	0.0	0.0	0.0	0.0	0.0	
20-39	0.0	0.0	0.0	0.0	0.0	
40	0.0	0.0	0.0	0.0	0.0	
N of Valid	121	117	104	48	390	
N of Miss	15	6	7	21	49	

Table 158: On how many occasions have you used other chemical products (bath salts, plant food, etc.) in your lifetime?


Response	6	8	10	12	Total	
0	98.3	99.1	99.0	100.0	99.0	
01/02/13	0.0	0.9	0.0	0.0	0.3	
03/05/13	0.0	0.0	0.0	0.0	0.0	
06/09/13	0.8	0.0	1.0	0.0	0.5	
10/19/13	0.0	0.0	0.0	0.0	0.0	
20-39	0.0	0.0	0.0	0.0	0.0	
40	0.8	0.0	0.0	0.0	0.3	
N of Valid	121	117	105	48	391	
N of Miss	15	6	6	21	48	

Table 159: On how many occasions have you used other chemical products (bath salts, plant food, etc.) during the past 30 days?


Response	6	8	10	12	Total	
0	99.2	100.0	99.1	100.0	99.5	
01/02/13	0.0	0.0	0.9	0.0	0.3	
03/05/13	0.8	0.0	0.0	0.0	0.3	
06/09/13	0.0	0.0	0.0	0.0	0.0	
10/19/13	0.0	0.0	0.0	0.0	0.0	
20-39	0.0	0.0	0.0	0.0	0.0	
40	0.0	0.0	0.0	0.0	0.0	
N of Valid	121	117	106	48	392	
N of Miss	15	6	5	21	47	

Table 160: On how many occasions have you used heroin or other opiates in your lifetime?


Response	6	8	10	12	Total	
0	100.0	100.0	99.0	97.9	99.5	
01/02/13	0.0	0.0	1.0	0.0	0.3	
03/05/13	0.0	0.0	0.0	2.1	0.3	
06/09/13	0.0	0.0	0.0	0.0	0.0	
10/19/13	0.0	0.0	0.0	0.0	0.0	
20-39	0.0	0.0	0.0	0.0	0.0	
40	0.0	0.0	0.0	0.0	0.0	
N of Valid	121	117	104	48	390	
N of Miss	15	6	7	21	49	

Table 161: On how many occasions have you used heroin or other opiates during the past 30 days?



Response	6	8	10	12	Total	
0	100.0	100.0	99.0	100.0	99.7	
01/02/13	0.0	0.0	1.0	0.0	0.3	
03/05/13	0.0	0.0	0.0	0.0	0.0	
06/09/13	0.0	0.0	0.0	0.0	0.0	
10/19/13	0.0	0.0	0.0	0.0	0.0	
20-39	0.0	0.0	0.0	0.0	0.0	
40	0.0	0.0	0.0	0.0	0.0	
N of Valid	121	117	105	48	391	
N of Miss	15	6	6	21	48	

Table 162: On how many occasions have you used MDMA ('X', 'E', or ecstasy) in your lifetime?



Response	6	8	10	12	Total	
0	100.0	99.1	97.2	100.0	99.0	
01/02/13	0.0	0.9	2.8	0.0	1.0	
03/05/13	0.0	0.0	0.0	0.0	0.0	
06/09/13	0.0	0.0	0.0	0.0	0.0	
10/19/13	0.0	0.0	0.0	0.0	0.0	
20-39	0.0	0.0	0.0	0.0	0.0	
40	0.0	0.0	0.0	0.0	0.0	
N of Valid	120	117	106	48	391	
N of Miss	16	6	5	21	48	

Table 163: On how many occasions have you used MDMA ('X', 'E', or ecstasy) during the past 30 days?



Response	6	8	10	12	Total	
0	100.0	100.0	99.1	100.0	99.7	
01/02/13	0.0	0.0	0.9	0.0	0.3	
03/05/13	0.0	0.0	0.0	0.0	0.0	
06/09/13	0.0	0.0	0.0	0.0	0.0	
10/19/13	0.0	0.0	0.0	0.0	0.0	
20-39	0.0	0.0	0.0	0.0	0.0	
40	0.0	0.0	0.0	0.0	0.0	
N of Valid	121	117	107	48	393	
N of Miss	15	6	4	21	46	

Table 164: On how many occasions have you taken prescription drugs (such as Valium, Xanax, Ritalin, Adderall, OxyContin, Darvocet, or sleeping pills) not prescribed to you in your lifetime?








Response	6	8	10	12	Total	
0	99.2	93.2	90.6	89.6	93.9	
01/02/13	0.8	3.4	3.8	0.0	2.3	
03/05/13	0.0	0.9	1.9	4.2	1.3	
06/09/13	0.0	1.7	0.9	0.0	0.8	
10/19/13	0.0	0.0	1.9	2.1	0.8	
20-39	0.0	0.0	0.0	2.1	0.3	
40	0.0	0.9	0.9	2.1	0.8	
N of Valid	121	117	106	48	392	
N of Miss	15	6	5	21	47	

Table 165: On how many occasions have you taken prescription drugs (such as Valium, Xanax, Ritalin, Adderall, OxyContin, Darvocet, or sleeping pills) not prescribed to you during the past 30 days?





Response	6	8	10	12	Total	
0	97.5	98.3	97.1	95.8	97.4	
01/02/13	2.5	0.0	0.0	2.1	1.0	
03/05/13	0.0	1.7	1.9	2.1	1.3	
06/09/13	0.0	0.0	1.0	0.0	0.3	
10/19/13	0.0	0.0	0.0	0.0	0.0	
20-39	0.0	0.0	0.0	0.0	0.0	
40	0.0	0.0	0.0	0.0	0.0	
N of Valid	121	117	105	48	391	
N of Miss	15	6	6	21	48	

Table 166: On how many occasions have you taken non-prescription medicines such as diet pills (for example, Dietac, Dexatrim or Prolamine), stay-awake pills (for example No-Doz, Vivarin, or Wake), or cough or cold medicines (robos, DXM, etc.) to get high in your lifetime?







Response	6	8	10	12	Total	
0	97.5	94.0	94.3	91.7	94.9	
01/02/13	2.5	2.6	0.9	4.2	2.3	
03/05/13	0.0	1.7	0.9	4.2	1.3	
06/09/13	0.0	0.9	0.9	0.0	0.5	
10/19/13	0.0	0.0	0.0	0.0	0.0	
20-39	0.0	0.9	0.9	0.0	0.5	
40	0.0	0.0	1.9	0.0	0.5	
N of Valid	121	116	106	48	391	
N of Miss	15	7	5	21	48	

Table 167: On how many occasions have you taken non-prescription medicines such as diet pills (for example, Dietac, Dexatrim or Prolamine), stay-awake pills (for example No-Doz, Vivarin, or Wake), or cough or cold medicines (robos, DXM, etc.) to get high during the past 30 days?





Response	6	8	10	12	Total	
0	97.5	96.6	96.3	100.0	97.2	
01/02/13	2.5	1.7	0.9	0.0	1.5	
03/05/13	0.0	1.7	1.9	0.0	1.0	
06/09/13	0.0	0.0	0.9	0.0	0.3	
10/19/13	0.0	0.0	0.0	0.0	0.0	
20-39	0.0	0.0	0.0	0.0	0.0	
40	0.0	0.0	0.0	0.0	0.0	
N of Valid	121	117	107	48	393	
N of Miss	15	6	4	21	46	

Table 168: On how many occasions have you been drunk or very high from drinking alcoholic beverages during the past 30 days?







Response	6	8	10	12	Total	
0	97.5	96.6	86.5	78.7	92.0	
01/02/13	2.5	1.7	9.6	8.5	4.9	
03/05/13	0.0	0.9	1.9	6.4	1.5	
06/09/13	0.0	0.9	0.0	4.3	0.8	
10/19/13	0.0	0.0	1.9	0.0	0.5	
20-39	0.0	0.0	0.0	2.1	0.3	
40	0.0	0.0	0.0	0.0	0.0	
N of Valid	121	117	104	47	389	
N of Miss	15	6	7	22	50	

Table 169: On how many occasions have you drunk flavored alcoholic beverages, sometimes called 'alcopops' (like Mike's Hard Lemonade, Smirnoff Ice, Bacardi Breezers, etc.) in your lifetime?








Response	6	8	10	12	Total	
0	94.2	87.2	66.0	64.6	80.9	
01/02/13	4.1	6.0	7.5	2.1	5.4	
03/05/13	1.7	1.7	7.5	6.2	3.8	
06/09/13	0.0	2.6	4.7	2.1	2.3	
10/19/13	0.0	1.7	5.7	8.3	3.1	
20-39	0.0	0.9	3.8	10.4	2.6	
40	0.0	0.0	4.7	6.2	2.0	
N of Valid	121	117	106	48	392	
N of Miss	15	6	5	21	47	

Table 170: On how many occasions have you drunk flavored alcoholic beverages, sometimes called 'alcopops' (like Mike's Hard Lemonade, Smirnoff Ice, Bacardi Breezers, etc.) during the past 30 days?








Response	6	8	10	12	Total	
0	97.5	92.3	84.0	85.4	90.8	
01/02/13	2.5	6.0	8.5	4.2	5.4	
03/05/13	0.0	1.7	4.7	4.2	2.3	
06/09/13	0.0	0.0	1.9	2.1	0.8	
10/19/13	0.0	0.0	0.0	2.1	0.3	
20-39	0.0	0.0	0.0	2.1	0.3	
40	0.0	0.0	0.9	0.0	0.3	
N of Valid	121	117	106	48	392	
N of Miss	15	6	5	21	47	

Table 171: If you used prescription drugs or over the counter drugs without a doctor telling you to use it or for the purpose of getting high, where did you get these drugs?









Response	6	8	10	12	Total	
I did not use prescription drugs or over the counter drugs to get high.	99.1	93.8	93.2	83.3	94.1	
I bought it or took it from a store or shop.	0.0	0.0	0.0	2.4	0.3	
I got it from my parents with permission.	0.9	2.7	0.0	0.0	1.1	
I got it from home without permission.	0.0	0.0	0.0	0.0	0.0	
I got it from a relative with permission.	0.0	0.0	1.0	0.0	0.3	
I got it from a relative without permission.	0.0	0.0	0.0	2.4	0.3	
I got it from a friends home with permission.	0.0	0.0	0.0	0.0	0.0	
I got it from a friends home without permission.	0.0	0.0	0.0	0.0	0.0	
I got it from a friend while at school.	0.0	0.9	1.0	2.4	0.8	
I got it from a friend while at a party.	0.0	0.9	1.9	2.4	1.1	
I got it from a friend, elsewhere	0.0	1.8	2.9	7.1	2.2	
N of Valid	113	113	103	42	371	
N of Miss	23	10	8	27	68	

Table 172: During the last month, about how many marijuana cigarettes, or the equivalent, did you smoke a day, on the average?


Response	6	8	10	12	Total	
None	99.1	95.6	91.3	81.0	93.9	
Less than 1 a day	0.9	0.9	2.9	4.8	1.9	
1 a day	0.0	1.8	1.0	2.4	1.1	
2-3 a day	0.0	0.9	3.8	2.4	1.6	
4-6 a day	0.0	0.0	1.0	7.1	1.1	
7-10 a day	0.0	0.9	0.0	2.4	0.5	
11 or more a day	0.0	0.0	0.0	0.0	0.0	
N of Valid	116	114	104	42	376	
N of Miss	20	9	7	27	63	

Table 173: How wrong do your friends feel it would be for YOU to: drink alcohol?


Response	6	8	10	12	Total	
Very wrong	78.4	46.1	31.4	35.7	50.8	
Wrong	15.5	24.3	21.9	14.3	19.8	
A little bit wrong	3.4	20.0	25.7	19.0	16.4	
Not wrong at all	2.6	9.6	21.0	31.0	13.0	
N of Valid	116	115	105	42	378	
N of Miss	20	8	6	27	61	

Table 174: How wrong do your friends feel it would be for YOU to: smoke tobacco?


Response	6	8	10	12	Total	
Very wrong	86.1	61.7	40.0	35.7	60.2	
Wrong	11.3	20.9	17.1	14.3	16.2	
A little bit wrong	1.7	10.4	20.0	14.3	10.9	
Not wrong at all	0.9	7.0	22.9	35.7	12.7	
N of Valid	115	115	105	42	377	
N of Miss	21	8	6	27	62	



Table 175: How wrong do your friends feel it would be for YOU to: smoke marijuana?





Response	6	8	10	12	Total	
Very wrong	90.4	69.6	41.7	50.0	66.1	
Wrong	8.7	12.2	15.5	4.8	11.2	
A little bit wrong	0.0	11.3	23.3	7.1	10.7	
Not wrong at all	0.9	7.0	19.4	38.1	12.0	
N of Valid	115	115	103	42	375	
N of Miss	21	8	8	27	64	

Table 176: How wrong do your friends feel it would be for YOU to: use prescription drugs not prescribed to you





Response	6	8	10	12	Total	
Very wrong	89.6	75.7	55.2	64.3	72.9	
Wrong	8.7	13.9	18.1	7.1	12.7	
A little bit wrong	0.9	5.2	13.3	11.9	6.9	
Not wrong at all	0.9	5.2	13.3	16.7	7.4	
N of Valid	115	115	105	42	377	
N of Miss	21	8	6	27	62	

Table 177: How wrong would most adults (over 21) in your neighborhood think it is for kids your age: to use marijuana?





Response	6	8	10	12	Total	
Very wrong	91.3	84.1	63.5	66.7	78.6	
Wrong	6.1	9.7	14.4	7.1	9.6	
A little bit wrong	1.7	4.4	11.5	19.0	7.2	
Not wrong at all	0.9	1.8	10.6	7.1	4.5	
N of Valid	115	113	104	42	374	
N of Miss	21	10	7	27	65	

Table 178: How wrong would most adults (over 21) in your neighborhood think it is for kids your age: to drink alcohol?





Response	6	8	10	12	Total	
Very wrong	84.3	71.7	52.9	50.0	67.9	
Wrong	9.6	16.8	15.4	7.1	13.1	
A little bit wrong	1.7	9.7	20.2	26.2	12.0	
Not wrong at all	4.3	1.8	11.5	16.7	7.0	
N of Valid	115	113	104	42	374	
N of Miss	21	10	7	27	65	

Table 179: How wrong would most adults (over 21) in your neighborhood think it is for kids your age: to smoke cigarettes?





Response	6	8	10	12	Total	
Very wrong	84.3	76.1	56.7	47.6	70.1	
Wrong	12.2	15.9	14.4	14.3	14.2	
A little bit wrong	0.9	6.2	14.4	19.0	8.3	
Not wrong at all	2.6	1.8	14.4	19.0	7.5	
N of Valid	115	113	104	42	374	
N of Miss	21	10	7	27	65	

Table 180: How much do each of the following statements describe your neighborhood? crime and/or drug selling





Response	6	8	10	12	Total	
NO!	70.2	70.5	50.5	64.3	64.1	
no	15.8	17.9	25.7	21.4	19.8	
yes	8.8	8.9	15.2	9.5	10.7	
YES!	5.3	2.7	8.6	4.8	5.4	
N of Valid	114	112	105	42	373	
N of Miss	22	11	6	27	66	

Table 181: How much do each of the following statements describe your neighborhood? fights





Response	6	8	10	12	Total	
NO!	60.2	61.6	45.2	57.1	56.1	
no	17.7	21.4	30.8	26.2	23.5	
yes	15.9	11.6	17.3	11.9	14.6	
YES!	6.2	5.4	6.7	4.8	5.9	
N of Valid	113	112	104	42	371	
N of Miss	23	11	7	27	68	

Table 182: How much do each of the following statements describe your neighborhood? lots of empty or abandoned buildings





Response	6	8	10	12	Total	
NO!	59.8	69.9	51.9	71.4	62.0	
no	23.2	25.7	33.7	23.8	27.0	
yes	12.5	4.4	8.7	2.4	7.8	
YES!	4.5	0.0	5.8	2.4	3.2	
N of Valid	112	113	104	42	371	
N of Miss	24	10	7	27	68	

Table 183: How much do each of the following statements describe your neighborhood? lots of graffiti





Response	6	8	10	12	Total	
NO!	70.8	72.1	55.8	73.2	67.2	
no	20.4	21.6	38.5	22.0	26.0	
yes	5.3	3.6	2.9	2.4	3.8	
YES!	3.5	2.7	2.9	2.4	3.0	
N of Valid	113	111	104	41	369	
N of Miss	23	12	7	28	70	

Table 184: I feel safe in my neighborhood.

Response	6	8	10	12	Total
NO!	9.9	9.7	8.8	19.5	10.6
no	7.2	8.8	10.8	4.9	8.4
yes	24.3	30.1	40.2	29.3	31.1
YES!	58.6	51.3	40.2	46.3	49.9
N of Valid	111	113	102	41	367
N of Miss	25	10	9	28	72

Table 185: If a kid smoked marijuana in your neighborhood would he or she be caught by the police?

Response	6	8	10	12	Total
NO!	18.0	27.7	29.0	39.0	26.4
no	18.9	36.6	48.0	43.9	35.2
yes	25.2	22.3	17.0	12.2	20.6
YES!	37.8	13.4	6.0	4.9	17.9
N of Valid	111	112	100	41	364
N of Miss	25	11	11	28	75

Table 186: If a kid drank some beer, wine or hard liquor (for example, vodka, whiskey, or gin) in your neighborhood would he or she be caught by the police?

Response	6	8	10	12	Total
NO!	19.6	27.4	32.7	43.9	28.3
no	23.2	42.5	49.5	34.1	37.6
yes	24.1	18.6	13.9	9.8	18.0
YES!	33.0	11.5	4.0	12.2	16.1
N of Valid	112	113	101	41	367
N of Miss	24	10	10	28	72

Table 187: If a kid carried a handgun in your neighborhood would he or she be caught by the police?





Response	6	8	10	12	Total	
NO!	18.0	19.5	21.6	36.6	21.5	
no	12.6	31.9	37.3	31.7	27.5	
yes	29.7	25.7	29.4	19.5	27.2	
YES!	39.6	23.0	11.8	12.2	23.7	
N of Valid	111	113	102	41	367	
N of Miss	25	10	9	28	72	

Table 188: If you wanted to get some cigarettes, how easy would it be for you to get some?





Response	6	8	10	12	Total	
Very hard	80.2	43.9	29.4	24.4	48.8	
Sort of hard	8.1	22.4	6.9	7.3	11.9	
Sort of easy	5.4	19.6	27.5	19.5	17.5	
Very easy	6.3	14.0	36.3	48.8	21.9	
N of Valid	111	107	102	41	361	
N of Miss	25	16	9	28	78	

Table 189: If you wanted to get some beer, wine or hard liquor (for example, vodka, whiskey, or gin), how easy would it be for you to get some?





Response	6	8	10	12	Total	
Very hard	75.7	38.9	25.7	24.4	44.9	
Sort of hard	9.0	19.4	5.9	9.8	11.4	
Sort of easy	7.2	21.3	26.7	22.0	18.6	
Very easy	8.1	20.4	41.6	43.9	25.2	
N of Valid	111	108	101	41	361	
N of Miss	25	15	10	28	78	

Table 190: If you wanted to get a drug like cocaine, LSD, or amphetamines, how easy would it be for you to get some?

Response	6	8	10	12	Total	
Very hard	91.9	80.2	64.0	61.0	77.1	
Sort of hard	1.8	9.4	15.0	14.6	9.2	
Sort of easy	2.7	6.6	10.0	14.6	7.3	
Very easy	3.6	3.8	11.0	9.8	6.4	
N of Valid	111	106	100	41	358	
N of Miss	25	17	11	28	81	

Table 191: If you wanted to get a handgun, how easy would it be for you to get one?

Response	6	8	10	12	Total	
Very hard	74.5	55.7	44.4	46.3	57.3	
Sort of hard	13.6	19.8	16.2	12.2	16.0	
Sort of easy	3.6	7.5	13.1	17.1	9.0	
Very easy	8.2	17.0	26.3	24.4	17.7	
N of Valid	110	106	99	41	356	
N of Miss	26	17	12	28	83	

Table 192: If you wanted to get some marijuana, how easy would it be for you to get some?

Response	6	8	10	12	Total	
Very hard	89.2	66.0	33.3	46.3	61.9	
Sort of hard	4.5	8.5	9.1	4.9	7.0	
Sort of easy	3.6	14.2	19.2	12.2	12.0	
Very easy	2.7	11.3	38.4	36.6	19.0	
N of Valid	111	106	99	41	357	
N of Miss	25	17	12	28	82	

Table 193: If you wanted to get prescription drugs for the purpose of getting high, how easy would it be for you to get some?





Response	6	8	10	12	Total	
Very hard	85.6	69.2	46.0	46.3	65.2	
Sort of hard	4.5	9.3	10.0	9.8	8.1	
Sort of easy	4.5	9.3	16.0	19.5	10.9	
Very easy	5.4	12.1	28.0	24.4	15.9	
N of Valid	111	107	100	41	359	
N of Miss	25	16	11	28	80	

Table 194: If you wanted to get synthetic marijuana such as K2 or chemical products such as bath salts to get high, how easy would it be for you to get some?





Response	6	8	10	12	Total	
Very hard	90.1	72.9	61.0	61.0	73.5	
Sort of hard	3.6	12.1	15.0	14.6	10.6	
Sort of easy	3.6	6.5	12.0	7.3	7.2	
Very easy	2.7	8.4	12.0	17.1	8.6	
N of Valid	111	107	100	41	359	
N of Miss	25	16	11	28	80	

Table 195: If you wanted to get steroids to enhance athletic performance, how easy would it be for you to get some?





Response	6	8	10	12	Total	
Very hard	89.2	70.5	58.0	63.4	72.0	
Sort of hard	4.5	14.3	19.0	14.6	12.6	
Sort of easy	3.6	10.5	10.0	12.2	8.4	
Very easy	2.7	4.8	13.0	9.8	7.0	
N of Valid	111	105	100	41	357	
N of Miss	25	18	11	28	82	

Table 196: During the past 12 months, have you participated in any alcohol prevention programs or seen any alcohol prevention messages in your school or community? Yes, a school-based program focused on preventing underage drinking and/or drinking and driving.



Response	6	8	10	12	Total	
No	62.5	84.6	81.1	98.6	79.0	
Yes	37.5	15.4	18.9	1.4	21.0	
N of Valid	136	123	111	69	439	
N of Miss	0	0	0	0	0	

Table 197: During the past 12 months, have you participated in any alcohol prevention programs or seen any alcohol prevention messages in your school or community? Yes, a community-based program focused on preventing underage drinking and/or drinking and driving (for example, through your church or temple or through youth groups like Boys and Girls Club or 4-H).



Response	6	8	10	12	Total	
No	92.6	95.9	89.2	100.0	93.8	
Yes	7.4	4.1	10.8	0.0	6.2	
N of Valid	136	123	111	69	439	
N of Miss	0	0	0	0	0	

Table 198: During the past 12 months, have you participated in any alcohol prevention programs or seen any alcohol prevention messages in your school or community? Yes, a media campaign addressing underage drinking and/or drinking and driving (for example, newspaper ads, posters, pamphlets, radio, TV).



Response	6	8	10	12	Total	
No	89.7	93.5	92.8	98.6	92.9	
Yes	10.3	6.5	7.2	1.4	7.1	
N of Valid	136	123	111	69	439	
N of Miss	0	0	0	0	0	

Table 199: During the past 12 months, have you participated in any alcohol prevention programs or seen any alcohol prevention messages in your school or community? No



Response	6	8	10	12	Total	
No	61.0	37.4	45.0	44.9	47.8	
Yes	39.0	62.6	55.0	55.1	52.2	
N of Valid	136	123	111	69	439	
N of Miss	0	0	0	0	0	



Table 200: How wrong do your parents feel it would be for YOU to: drink beer, wine or hard liquor (for example, vodka, whiskey or gin) regularly?


Response	6	8	10	12	Total	
Very wrong	92.1	86.1	72.7	62.8	81.6	
Wrong	7.0	12.0	10.1	14.0	10.2	
A little bit wrong	0.9	0.9	15.2	14.0	6.3	
Not wrong at all	0.0	0.9	2.0	9.3	1.9	
N of Valid	114	108	99	43	364	
N of Miss	22	15	12	26	75	

Table 201: How wrong do your parents feel it would be for YOU to: smoke tobacco?


Response	6	8	10	12	Total	
Very wrong	96.5	94.4	79.6	66.7	87.8	
Wrong	3.5	4.6	10.2	19.0	7.5	
A little bit wrong	0.0	0.9	7.1	4.8	2.8	
Not wrong at all	0.0	0.0	3.1	9.5	1.9	
N of Valid	114	108	98	42	362	
N of Miss	22	15	13	27	77	

Table 202: How wrong do your parents feel it would be for YOU to: smoke marijuana?


Response	6	8	10	12	Total	
Very wrong	95.6	95.3	84.8	83.3	91.2	
Wrong	4.4	2.8	7.1	4.8	4.7	
A little bit wrong	0.0	0.9	6.1	4.8	2.5	
Not wrong at all	0.0	0.9	2.0	7.1	1.7	
N of Valid	114	107	99	42	362	
N of Miss	22	16	12	27	77	

Table 203: How wrong do your parents feel it would be for YOU to: use prescription drugs not prescribed to you?





Response	6	8	10	12	Total	
Very wrong	92.9	96.3	87.9	86.0	91.7	
Wrong	7.1	2.8	8.1	2.3	5.5	
A little bit wrong	0.0	0.9	3.0	7.0	1.9	
Not wrong at all	0.0	0.0	1.0	4.7	0.8	
N of Valid	113	108	99	43	363	
N of Miss	23	15	12	26	76	

Table 204: How wrong do your parents feel it would be for YOU to: steal something worth more than \$5?





Response	6	8	10	12	Total	
Very wrong	84.1	91.7	84.7	83.7	86.5	
Wrong	13.3	5.6	12.2	11.6	10.5	
A little bit wrong	2.7	1.9	2.0	2.3	2.2	
Not wrong at all	0.0	0.9	1.0	2.3	0.8	
N of Valid	113	108	98	43	362	
N of Miss	23	15	13	26	77	

Table 205: How wrong do your parents feel it would be for YOU to: draw graffiti, write things, or draw pictures on buildings or other property (without the owner's permission)?





Response	6	8	10	12	Total	
Very wrong	92.0	82.4	75.8	86.0	84.0	
Wrong	5.3	14.8	14.1	9.3	11.0	
A little bit wrong	2.7	1.9	8.1	2.3	3.9	
Not wrong at all	0.0	0.9	2.0	2.3	1.1	
N of Valid	113	108	99	43	363	
N of Miss	23	15	12	26	76	

Table 206: How wrong do your parents feel it would be for YOU to: pick a fight with someone?





Response	6	8	10	12	Total	
Very wrong	76.8	65.7	61.6	67.4	68.2	
Wrong	17.9	23.1	24.2	18.6	21.3	
A little bit wrong	4.5	10.2	12.1	4.7	8.3	
Not wrong at all	0.9	0.9	2.0	9.3	2.2	
N of Valid	112	108	99	43	362	
N of Miss	24	15	12	26	77	

Table 207: During the past 12 months, have you talked with at least one of your parents about the dangers of underage drinking and/or drinking and driving? By parents, we mean either your biological parents, adoptive parents, stepparents, or adult guardians - whether or not they live with you.



Response	6	8	10	12	Total	
No	51.0	62.1	59.2	59.0	57.7	
Yes	49.0	37.9	40.8	41.0	42.3	
N of Valid	98	103	98	39	338	
N of Miss	38	20	13	30	101	

Table 208: The rules in my family are clear.





Response	6	8	10	12	Total	
NO!	5.6	3.8	4.1	11.6	5.4	
no	3.7	9.4	9.2	2.3	6.8	
yes	25.0	33.0	44.9	46.5	35.5	
YES!	65.7	53.8	41.8	39.5	52.4	
N of Valid	108	106	98	43	355	
N of Miss	28	17	13	26	84	

Table 209: People in my family often insult or yell at each other.

Response	6	8	10	12	Total	
NO!	43.9	25.7	21.6	23.3	29.8	
no	27.1	56.2	41.2	62.8	44.0	
yes	16.8	11.4	22.7	11.6	16.2	
YES!	12.1	6.7	14.4	2.3	9.9	
N of Valid	107	105	97	43	352	
N of Miss	29	18	14	26	87	

Table 210: When I am not at home, one of my parents knows where I am and who I am with.

Response	6	8	10	12	Total	
NO!	6.6	5.6	2.0	16.7	6.2	
no	3.8	6.5	10.2	4.8	6.5	
yes	22.6	32.7	41.8	45.2	33.7	
YES!	67.0	55.1	45.9	33.3	53.5	
N of Valid	106	107	98	42	353	
N of Miss	30	16	13	27	86	

Table 211: We argue about the same things in my family over and over.

Response	6	8	10	12	Total	
NO!	44.9	30.5	17.3	23.8	30.4	
no	30.8	41.0	35.7	47.6	37.2	
yes	14.0	18.1	25.5	23.8	19.6	
YES!	10.3	10.5	21.4	4.8	12.8	
N of Valid	107	105	98	42	352	
N of Miss	29	18	13	27	87	

Table 212: If you drank some beer or wine or liquor (for example, vodka, whiskey, or gin) without your parents' permission, would you be caught by your parents?

Response	6	8	10	12	Total	
NO!	17.6	17.3	17.3	28.6	18.8	
no	9.3	25.0	31.6	28.6	22.4	
yes	8.3	25.0	25.5	26.2	20.2	
YES!	64.8	32.7	25.5	16.7	38.6	
N of Valid	108	104	98	42	352	
N of Miss	28	19	13	27	87	

Table 213: My family has clear rules about alcohol and drug use.

Response	6	8	10	12	Total	
NO!	12.0	6.6	5.1	16.7	9.0	
no	4.6	12.3	15.3	11.9	10.7	
yes	13.9	19.8	30.6	38.1	23.2	
YES!	69.4	61.3	49.0	33.3	57.1	
N of Valid	108	106	98	42	354	
N of Miss	28	17	13	27	85	

Table 214: If you carried a handgun without your parents' permission, would you be caught by your parents?

Response	6	8	10	12	Total	
NO!	14.0	8.7	11.2	19.0	12.3	
no	2.8	15.4	14.3	31.0	13.1	
yes	14.0	25.0	32.7	21.4	23.4	
YES!	69.2	51.0	41.8	28.6	51.3	
N of Valid	107	104	98	42	351	
N of Miss	29	19	13	27	88	

Table 215: If you skipped school would you be caught by your parents?

Response	6	8	10	12	Total	
NO!	8.5	7.8	6.1	14.6	8.3	
no	5.7	13.6	29.6	31.7	17.8	
yes	13.2	29.1	24.5	26.8	22.7	
YES!	72.6	49.5	39.8	26.8	51.1	
N of Valid	106	103	98	41	348	
N of Miss	30	20	13	28	91	

Table 216: My parents ask if I've gotten my homework done.

Response	6	8	10	12	Total	
NO!	6.7	5.8	5.2	26.2	8.3	
no	3.8	15.4	21.6	26.2	14.9	
yes	20.0	26.0	34.0	33.3	27.3	
YES!	69.5	52.9	39.2	14.3	49.4	
N of Valid	105	104	97	42	348	
N of Miss	31	19	14	27	91	

Table 217: People in my family have serious arguments.

Response	6	8	10	12	Total	
NO!	45.2	39.0	25.0	23.8	35.2	
no	36.5	42.9	40.6	52.4	41.5	
yes	6.7	9.5	22.9	16.7	13.3	
YES!	11.5	8.6	11.5	7.1	10.1	
N of Valid	104	105	96	42	347	
N of Miss	32	18	15	27	92	

Table 218: Would your parents know if you did not come home on time?

Response	6	8	10	12	Total	
NO!	9.4	5.9	6.1	14.3	8.0	
no	5.7	17.6	13.3	9.5	11.8	
yes	12.3	32.4	42.9	45.2	30.7	
YES!	72.6	44.1	37.8	31.0	49.4	
N of Valid	106	102	98	42	348	
N of Miss	30	21	13	27	91	

Table 219: Have any of your brothers or sisters ever: drunk beer, wine or hard liquor (for example, vodka, whiskey or gin)?

Response	6	8	10	12	Total	
No	77.1	65.7	46.3	52.4	62.2	
Yes	21.0	33.3	49.5	47.6	35.7	
I don't have any brothers or sisters	1.9	1.0	4.2	0.0	2.0	
N of Valid	105	105	95	42	347	
N of Miss	31	18	16	27	92	

Table 220: Have any of your brothers or sisters ever: smoked marijuana?

Response	6	8	10	12	Total	
No	92.5	86.7	70.8	66.7	81.7	
Yes	5.7	11.4	25.0	33.3	16.0	
I don't have any brothers or sisters	1.9	1.9	4.2	0.0	2.3	
N of Valid	106	105	96	42	349	
N of Miss	30	18	15	27	90	

Table 221: Have any of your brothers or sisters ever: smoked cigarettes?

Response	6	8	10	12	Total	
No	81.9	77.1	59.8	50.0	70.5	
Yes	16.2	21.0	36.1	50.0	27.2	
I don't have any brothers or sisters	1.9	1.9	4.1	0.0	2.3	
N of Valid	105	105	97	42	349	
N of Miss	31	18	14	27	90	

Table 222: Have any of your brothers or sisters ever: taken a handgun to school?




Response	6	8	10	12	Total	
No	98.1	98.1	93.8	95.2	96.6	
Yes	0.0	0.0	1.0	4.8	0.9	
I don't have any brothers or sisters	1.9	1.9	5.2	0.0	2.6	
N of Valid	106	104	97	42	349	
N of Miss	30	19	14	27	90	

Table 223: Have any of your brothers or sisters ever: been suspended or expelled from school?




Response	6	8	10	12	Total	
No	77.4	76.9	55.2	54.8	68.4	
Yes	20.8	21.2	39.6	45.2	29.0	
I don't have any brothers or sisters	1.9	1.9	5.2	0.0	2.6	
N of Valid	106	104	96	42	348	
N of Miss	30	19	15	27	91	

Table 224: Have you changed homes in the past year (the last 12 months)?



Response	6	8	10	12	Total	
No	82.2	85.7	72.2	66.7	78.6	
Yes	17.8	14.3	27.8	33.3	21.4	
N of Valid	107	105	97	42	351	
N of Miss	29	18	14	27	88	

Table 225: How many times have you changed homes since kindergarten?






Response	6	8	10	12	Total	
Never	50.9	43.7	33.7	38.1	42.4	
1 or 2 times	31.1	31.1	30.6	19.0	29.5	
3 or 4 times	9.4	17.5	20.4	26.2	16.9	
5 or 6 times	4.7	4.9	9.2	11.9	6.9	
7 or more times	3.8	2.9	6.1	4.8	4.3	
N of Valid	106	103	98	42	349	
N of Miss	30	20	13	27	90	



Table 226: Have you changed schools (including changing from elementary to middle and middle to high school) in the past year?



Response	6	8	10	12	Total	
No	72.6	70.6	72.9	88.1	74.0	
Yes	27.4	29.4	27.1	11.9	26.0	
N of Valid	106	102	96	42	346	
N of Miss	30	21	15	27	93	

Table 227: How many times have you changed schools since kindergarten (including changing from elementary to middle and middle to high school)?






Response	6	8	10	12	Total	
Never	64.2	41.2	31.6	47.6	46.4	
1 or 2 times	26.4	32.4	14.7	23.8	24.6	
3 or 4 times	5.7	20.6	38.9	21.4	21.2	
5 or 6 times	1.9	1.0	8.4	7.1	4.1	
7 or more times	1.9	4.9	6.3	0.0	3.8	
N of Valid	106	102	95	42	345	
N of Miss	30	21	16	27	94	

Table 228: Has anyone in your family ever had severe alcohol or drug problems?



Response	6	8	10	12	Total	
No	80.6	72.1	65.3	62.8	71.6	
Yes	19.4	27.9	34.7	37.2	28.4	
N of Valid	103	104	95	43	345	
N of Miss	33	19	16	26	94	

Table 229: About how many adults (over 21) have you known personally who in the past year have: used marijuana, crack, cocaine, or other drugs?






Response	6	8	10	12	Total	
0	84.6	70.9	43.6	50.0	65.0	
1	7.7	13.6	12.8	14.3	11.7	
2	2.9	7.8	14.9	9.5	8.5	
03/04/13	1.0	1.9	11.7	7.1	5.0	
5	3.8	5.8	17.0	19.0	9.9	
N of Valid	104	103	94	42	343	
N of Miss	32	20	17	27	96	

Table 230: About how many adults (over 21) have you known personally who in the past year have: sold or dealt drugs?






Response	6	8	10	12	Total	
0	87.5	79.6	57.6	64.3	74.2	
1	4.8	11.7	16.3	11.9	10.9	
2	3.8	1.9	10.9	2.4	5.0	
03/04/13	1.0	1.9	5.4	7.1	3.2	
5	2.9	4.9	9.8	14.3	6.7	
N of Valid	104	103	92	42	341	
N of Miss	32	20	19	27	98	

Table 231: About how many adults (over 21) have you known personally who in the past year have: done other things that could get them in trouble with the police, like stealing, selling stolen goods, mugging or assaulting others, etc.?






Response	6	8	10	12	Total	
0	86.4	71.8	64.5	59.5	72.7	
1	5.8	13.6	12.9	11.9	10.9	
2	1.0	7.8	8.6	7.1	5.9	
03/04/13	4.9	1.9	4.3	9.5	4.4	
5	1.9	4.9	9.7	11.9	6.2	
N of Valid	103	103	93	42	341	
N of Miss	33	20	18	27	98	

Table 232: About how many adults (over 21) have you known personally who in the past year have: gotten drunk or high?






Response	6	8	10	12	Total	
0	73.5	47.1	20.4	38.1	46.6	
1	10.8	19.6	14.0	7.1	13.9	
2	3.9	10.8	11.8	4.8	8.3	
03/04/13	3.9	6.9	11.8	11.9	8.0	
5	7.8	15.7	41.9	38.1	23.3	
N of Valid	102	102	93	42	339	
N of Miss	34	21	18	27	100	

Table 233: Have you seen or heard information about underage drinking in the past 12 months from the following sources? Radio



Response	6	8	10	12	Total	
No	59.0	64.9	57.6	48.8	59.1	
Yes	41.0	35.1	42.4	51.2	40.9	
N of Valid	100	97	92	41	330	
N of Miss	36	26	19	28	109	

Table 234: Have you seen or heard information about underage drinking in the past 12 months from the following sources? TV.



Response	6	8	10	12	Total	
No	30.3	28.9	25.3	26.8	28.0	
Yes	69.7	71.1	74.7	73.2	72.0	
N of Valid	99	97	91	41	328	
N of Miss	37	26	20	28	111	

Table 235: Have you seen or heard information about underage drinking in the past 12 months from the following sources? Print. This includes information on underage drinking you may have seen in the newspaper, on a billboard, in pamphlets, on stickers, etc.



Response	6	8	10	12	Total	
No	54.0	52.6	62.0	43.9	54.5	
Yes	46.0	47.4	38.0	56.1	45.5	
N of Valid	100	97	92	41	330	
N of Miss	36	26	19	28	109	

Table 236: Have you seen or heard information about underage drinking in the past 12 months from the following sources? Website or social media? (Facebook, Myspace, website, etc.)



Response	6	8	10	12	Total	
No	42.6	50.5	45.2	43.9	45.8	
Yes	57.4	49.5	54.8	56.1	54.2	
N of Valid	101	97	93	41	332	
N of Miss	35	26	18	28	107	

Table 237: The next questions ask about your opinions of the information you saw or heard. If you have seen or heard more than one ad, please think about your favorite ad when answering these questions. The information about underage drinking that I saw or heard was convincing.






Response	6	8	10	12	Total	
NO!	25.0	22.7	19.8	22.5	22.6	
no	6.0	18.6	22.0	22.5	16.2	
yes	17.0	23.7	31.9	27.5	24.4	
YES!	34.0	19.6	16.5	22.5	23.5	
I have not seen or heard any ads about underage drinking in the past 12 months.	18.0	15.5	9.9	5.0	13.4	
N of Valid	100	97	91	40	328	
N of Miss	36	26	20	29	111	

Table 238: The next questions ask about your opinions of the information you saw or heard. If you have seen or heard more than one ad, please think about your favorite ad when answering these questions. The information about underage drinking that I saw or heard grabbed my attention.






Response	6	8	10	12	Total	
NO!	22.0	23.2	14.3	19.5	19.9	
no	8.0	25.3	26.4	29.3	20.8	
yes	15.0	16.2	31.9	29.3	21.8	
YES!	39.0	21.2	16.5	17.1	24.8	
I have not seen or heard any ads about underage drinking in the past 12 months.	16.0	14.1	11.0	4.9	12.7	
N of Valid	100	99	91	41	331	
N of Miss	36	24	20	28	108	

Table 239: The next questions ask about your opinions of the information you saw or heard. If you have seen or heard more than one ad, please think about your favorite ad when answering these questions. The information about underage drinking that I saw or heard said something important to me.






Response	6	8	10	12	Total	
NO!	23.0	24.5	14.4	22.0	21.0	
no	7.0	26.5	25.6	24.4	20.1	
yes	12.0	14.3	27.8	26.8	18.8	
YES!	36.0	20.4	20.0	22.0	25.2	
I have not seen or heard any ads about underage drinking in the past 12 months.	22.0	14.3	12.2	4.9	14.9	
N of Valid	100	98	90	41	329	
N of Miss	36	25	21	28	110	

Table 240: The next questions ask about your opinions of the information you saw or heard. If you have seen or heard more than one ad, please think about your favorite ad when answering these questions. Seeing or hearing this information about underage drinking made me want to stop or decrease my drinking.










Response	6	8	10	12	Total	
NO!	25.0	30.2	18.9	31.7	25.7	
no	6.0	18.8	26.7	26.8	18.0	
yes	9.0	7.3	20.0	19.5	12.8	
YES!	31.0	20.8	17.8	17.1	22.6	
I have not seen or heard any ads about underage drinking in the past 12 months.	29.0	22.9	16.7	4.9	20.8	
N of Valid	100	96	90	41	327	
N of Miss	36	27	21	28	112	

Table 241: How honest were you in filling out this survey?

Response	6	8	10	12	Total	
I was very honest	89.9	68.3	76.9	73.8	77.8	
I was honest pretty much of the time	8.1	25.7	18.7	16.7	17.4	
I was honest some of the time	1.0	5.9	3.3	9.5	4.2	
I was honest once in a while	1.0	0.0	1.1	0.0	0.6	
I was not honest at all	0.0	0.0	0.0	0.0	0.0	
N of Valid	99	101	91	42	333	
N of Miss	37	22	20	27	106	