



# 2016 APNA

## Arkansas Prevention Needs Assessment Survey

**Boone County  
Tables**

**Arkansas Department of Human Services  
Division of Behavioral Health Services  
Prevention Services**

Conducted by International Survey Associates dba Pride Surveys





## Contents

1	INTRODUCTION	11
2	PERCENTAGE TABLES	16

## List of Tables

1	Sex	17
2	Age	17
3	Are you Hispanic or Latino?	17
4	What is your race? Black or African American	18
5	What is your race? Asian	18
6	What is your race? American Indian	18
7	What is your race? Alaska Native	18
8	What is your race? White	19
9	What is your race? Native Hawaiian or Other Pacific Islander	19
10	What is your race? Other	19
11	What is the highest level of schooling completed by your mother or father?	20
12	Think of where you live most of the time. Which of the following people live there with you? Mother	20
13	Think of where you live most of the time. Which of the following people live there with you? Stepmother	20
14	Think of where you live most of the time. Which of the following people live there with you? Foster Mother	21
15	Think of where you live most of the time. Which of the following people live there with you? Grandmother	21
16	Think of where you live most of the time. Which of the following people live there with you? Aunt	21
17	Think of where you live most of the time. Which of the following people live there with you? Father	21
18	Think of where you live most of the time. Which of the following people live there with you? Stepfather	22
19	Think of where you live most of the time. Which of the following people live there with you? Foster Father	22
20	Think of where you live most of the time. Which of the following people live there with you? Grandfather	22
21	Think of where you live most of the time. Which of the following people live there with you? Uncle	22
22	Think of where you live most of the time. Which of the following people live there with you? Other Adults	23
23	Think of where you live most of the time. Which of the following people live there with you? Brother(s)	23
24	Think of where you live most of the time. Which of the following people live there with you? Stepbrother(s)	23
25	Think of where you live most of the time. Which of the following people live there with you? Sister(s)	23
26	Think of where you live most of the time. Which of the following people live there with you? Stepsister(s)	24

27	Think of where you live most of the time. Which of the following people live there with you? Other Children . . . . .	24
28	In my school, students have lots of chances to help decide things like class activities and rules. . . . .	24
29	Teachers ask me to work on special classroom projects. . . . .	24
30	My teacher(s) notices when I am doing a good job and lets me know about it. . . . .	25
31	There are lots of chances for students in my school to get involved in sports, clubs, and other school activities outside of class. . . . .	25
32	There are lots of chances for students in my school to talk with a teacher one-on-one. . . . .	25
33	I feel safe at my school. . . . .	26
34	The school lets my parents know when I have done something well. . . . .	26
35	My teachers praise me when I work hard in school. . . . .	26
36	Are your school grades better than the grades of most students in your class? . . . . .	27
37	I have lots of chances to be part of class discussions or activities. . . . .	27
38	Now thinking back over the past year in school, how often did you: enjoy being in school? . . . . .	27
39	Now thinking back over the past year in school, how often did you: hate being in school? . . . . .	28
40	Now thinking back over the past year in school, how often did you: try to do your best work in school? . . . . .	28
41	How often do you feel that the school work you are assigned is meaningful and important? . . . . .	28
42	Putting them all together, what were your grades like last year? . . . . .	29
43	How important do you think the things you are learning in school are going to be for your later life? . . . . .	29
44	Do your parents care about your skipping or cutting school? . . . . .	29
45	During the LAST FOUR WEEKS how many whole days of school have you missed because you skipped or 'cut'? . . . . .	30
46	What are the chances you would be seen as cool if you: smoked cigarettes? . . . . .	30
47	What are the chances you would be seen as cool if you: worked hard at school? . . . . .	30
48	What are the chances you would be seen as cool if you: began drinking alcoholic beverages regularly, that is, at least once or twice a month? . . . . .	31
49	What are the chances you would be seen as cool if you: defended someone who was being bullied? . . . . .	31
50	What are the chances you would be seen as cool if you: smoked marijuana? . . . . .	31
51	What are the chances you would be seen as cool if you: carried a handgun? . . . . .	32

52	What are the chances you would be seen as cool if you: used e-cigarettes, e-cigars or e-hookahs? . . . . .	32
53	What are the chances you would be seen as cool if you: bullied someone or cyber bullied someone? . . . . .	32
54	Think of your four best friends (the friends you feel closest to). In the past year (12 months), how many of your best friends have: participated in clubs, organizations or activities at school? . . . . .	33
55	Think of your four best friends (the friends you feel closest to). In the past year (12 months), how many of your best friends have: smoked cigarettes? . . . . .	33
56	Think of your four best friends (the friends you feel closest to). In the past year (12 months), how many of your best friends have: tried beer, wine or hard liquor (for example, vodka, whiskey, or gin) when their parents didn't know about it? . . . . .	33
57	Think of your four best friends (the friends you feel closest to). In the past year (12 months), how many of your best friends have: used e-cigarettes, e-cigars, or e-hookahs? . . . . .	34
58	Think of your four best friends (the friends you feel closest to). In the past year (12 months), how many of your best friends have: used marijuana? . . . . .	34
59	Think of your four best friends (the friends you feel closest to). In the past year (12 months), how many of your best friends have: used prescription drugs or non-prescription drugs for the purpose of getting high? . . . . .	34
60	Think of your four best friends (the friends you feel closest to). In the past year (12 months), how many of your best friends have: used synthetic marijuana (K2, spice) or bath salts? . . . . .	35
61	Think of your four best friends (the friends you feel closest to). In the past year (12 months), how many of your best friends have: used LSD, cocaine, amphetamines, or other illegal drugs? . . . . .	35
62	Think of your four best friends (the friends you feel closest to). In the past year (12 months), how many of your best friends have: been bullied? . . . . .	35
63	Think of your four best friends (the friends you feel closest to). In the past year (12 months), how many of your best friends have: been suspended from school? . . . . .	36
64	Think of your four best friends (the friends you feel closest to). In the past year (12 months), how many of your best friends have: carried a handgun? . . . . .	36
65	Think of your four best friends (the friends you feel closest to). In the past year (12 months), how many of your best friends have: sold illegal drugs? . . . . .	36
66	Think of your four best friends (the friends you feel closest to). In the past year (12 months), how many of your best friends have: regularly attended religious services? . . . . .	37

67	Think of your four best friends (the friends you feel closest to). In the past year (12 months), how many of your best friends have: stolen or tried to steal a motor vehicle such as a car or motorcycle?	37
68	Think of your four best friends (the friends you feel closest to). In the past year (12 months), how many of your best friends have: been arrested?	37
69	Think of your four best friends (the friends you feel closest to). In the past year (12 months), how many of your best friends have: dropped out of school?	38
70	Think of your four best friends (the friends you feel closest to). In the past year (12 months), how many of your best friends have: been members of a gang?	38
71	How old were you when you first: smoked marijuana?	38
72	How old were you when you first: smoked a cigarette, even just a puff?	39
73	How old were you when you first: had more than a sip or two of beer, wine or hard liquor (for example, vodka, whiskey, or gin)?	39
74	How old were you when you first: began drinking alcoholic beverages regularly, that is, at least once or twice a month?	40
75	How old were you when you first: used Daztrex?	40
76	How old were you when you first: got suspended from school?	41
77	How old were you when you first: got arrested?	41
78	How old were you when you first: carried a handgun?	42
79	How old were you when you first: used e-cigarettes, e-cigars, or e-hookahs?	42
80	How old were you when you first: belonged to a gang?	43
81	How old were you when you first: used prescription drugs not prescribed to you?	43
82	How wrong do you think it is for someone your age to: take a handgun to school?	44
83	How wrong do you think it is for someone your age to: steal anything?	44
84	How wrong do you think it is for someone your age to: pick a fight with someone?	44
85	How wrong do you think it is for someone your age to: attack someone with the idea of seriously hurting them?	45
86	How wrong do you think it is for someone your age to: stay away from school all day when their parents think they are at school?	45
87	How wrong do you think it is for someone your age to: drink beer, wine or hard liquor (for example, vodka, whiskey, or gin) regularly?	45
88	How wrong do you think it is for someone your age to: smoke cigarettes?	46
89	How wrong do you think it is for someone your age to: smoke marijuana?	46

90	How wrong do you think it is for someone your age to: use prescription drugs or non-prescription drugs for the purpose of getting high?	46
91	How wrong do you think it is for someone your age to: use synthetic marijuana (K2, spice) or bath salts?	47
92	How wrong do you think it is for someone your age to: use LSD, cocaine, amphetamines or another illegal drug?	47
93	How wrong do you think it is for someone your age to: use e-cigarettes, e-cigars or e-hookahs?	47
94	At school during the past 12 months, did you receive help from the resource teacher, speech therapist or other special education teacher?	48
95	How many times in the past year (12 months) have you: been suspended from school?	48
96	How many times in the past year (12 months) have you: carried a handgun?	48
97	How many times in the past year (12 months) have you: sold illegal drugs?	49
98	How many times in the past year (12 months) have you: stolen or tried to steal a motor vehicle such as a car or motorcycle?	49
99	How many times in the past year (12 months) have you: participated in clubs, organizations or activities at school?	50
100	How many times in the past year (12 months) have you: been arrested?	50
101	How many times in the past year (12 months) have you: attacked someone with the idea of seriously hurting them?	51
102	How many times in the past year (12 months) have you: been drunk or high at school?	51
103	How many times in the past year (12 months) have you: taken a handgun to school?	52
104	Are you currently on probation, or assigned a probation officer with Juvenile Court?	52
105	Have you ever belonged to a gang?	52
106	If you have ever belonged to a gang, did that gang have a name?	53
107	You are at a party at someone's house, and one of your friends offers you a drink containing alcohol. What would you say or do?	53
108	How often do you attend religious services or activities?	53
109	I think sometimes it's okay to cheat at school.	54
110	It is important to think before you act.	54
111	Sometimes I think that life is not worth it.	54
112	At times I think I am no good at all.	55
113	All in all, I am inclined to think that I am a failure.	55
114	In the past year, have you felt depressed or sad MOST days, even if you felt okay sometimes?	55
115	It is all right to beat up people if they start the fight.	56
116	I think it is okay to take something without asking if you can get away with it.	56

117	Where do you get the most information about living a drug and alcohol free life? Parents/guardians . . . . .	56
118	Where do you get the most information about living a drug and alcohol free life? Friends . . . . .	57
119	Where do you get the most information about living a drug and alcohol free life? Family members . . . . .	57
120	Where do you get the most information about living a drug and alcohol free life? School . . . . .	57
121	Where do you get the most information about living a drug and alcohol free life? Internet . . . . .	58
122	Where do you get the most information about living a drug and alcohol free life? TV . . . . .	58
123	Where do you get the most information about living a drug and alcohol free life? Social media . . . . .	58
124	How much do you think people risk harming themselves (physically or in other ways) if they: smoked one or more packs of cigarettes per day? . . . . .	59
125	How much do you think people risk harming themselves (physically or in other ways) if they: try marijuana once or twice? . . . . .	59
126	How much do you think people risk harming themselves (physically or in other ways) if they: smoke marijuana once or twice a week? . . . . .	59
127	How much do you think people risk harming themselves (physically or in other ways) if they: take one or two drinks of an alcoholic beverage (beer, wine, liquor) nearly every day? . . . . .	60
128	How much do you think people risk harming themselves (physically or in other ways) if they: have five or more drinks of an alcoholic beverage once or twice a weekend? . . . . .	60
129	How much do you think people risk harming themselves (physically or in other ways) if they: use prescription drugs that are not prescribed to them? . . . . .	60
130	How much do you think people risk harming themselves (physically or in other ways) if they: use non-prescription drugs to get high? . . . . .	61
131	How much do you think people risk harming themselves (physically or in other ways) if they: use e-cigarettes, e-cigars, or e-hookahs? . . . . .	61
132	Have you ever used smokeless tobacco (chew, snuff, plug, dipping tobacco, or chewing tobacco)? . . . . .	61
133	How often have you used smokeless tobacco during the past 30 days? . . . . .	62
134	Have you ever smoked cigarettes? . . . . .	62
135	How frequently have you smoked cigarettes during the past 30 days? . . . . .	62
136	Which statement best describes rules about smoking inside your home or your family cars? . . . . .	63
137	Have you ever used e-cigarettes, e-cigars, or e-hookahs? . . . . .	63
138	How frequently have you used e-cigarettes, e-cigars, or e-hookahs? . . . . .	64
139	During this school year, were you taught in any of your classes about the dangers of tobacco use? . . . . .	64

140	During the past 12 months, have you participated in any community activities to discourage people your age from using cigarettes, chewing tobacco, snuff, dip or cigars, e-cigarettes, e-cigars, or e-hookahs? . . . . .	64
141	Think back over the last two weeks. How many times have you had five or more alcoholic drinks in a row? . . . . .	65
142	During the past 30 days, how many times did you ride in a car or other vehicle driven by someone who had been drinking alcohol or using drugs to get high? . . . . .	65
143	During the past 30 days, how many times did you drive a car or other vehicle when you had been drinking alcohol or using drugs to get high? . . . . .	65
144	If you drank alcohol (not just a sip or taste) in the past year, how did you usually get it? . . . . .	66
145	If you drank alcohol (not just a sip or taste) in the past year, where did you usually drink it? . . . . .	66
146	How do you feel about someone your age having one or two drinks of an alcoholic beverage nearly every day? . . . . .	67
147	On how many occasions have you had alcoholic beverages (beer, wine or hard liquor) to drink in your lifetime - more than just a few sips? . . . . .	67
148	On how many occasions have you drunk one or more drinks of an alcoholic beverage during the past 30 days? . . . . .	67
149	On how many occasions have you used marijuana (grass, pot) or hashish (hash, hash oil) in your lifetime? . . . . .	68
150	On how many occasions have you used marijuana (grass, pot) or hashish (hash, hash oil) during the past 30 days? . . . . .	68
151	On how many occasions have you used LSD or other psychedelics in your lifetime? . . . . .	68
152	On how many occasions have you used LSD or other psychedelics during the past 30 days? . . . . .	69
153	On how many occasions have you used cocaine or crack in your lifetime? . . . . .	69
154	On how many occasions have you used cocaine or crack during the past 30 days? . . . . .	69
155	On how many occasions have you sniffed glue, breathed the contents of an aerosol spray can, or inhaled other gases or sprays, in order to get high in your lifetime? . . . . .	70
156	On how many occasions have you sniffed glue, breathed the contents of an aerosol spray can, or inhaled other gases or sprays, in order to get high during the past 30 days? . . . . .	70
157	On how many occasions have you used Daztrex in your lifetime? . . . . .	71
158	On how many occasions have you used Daztrex during the past 30 days? . . . . .	71
159	On how many occasions have you used synthetic marijuana (K2, spice) in your lifetime? . . . . .	71

160	On how many occasions have you used synthetic marijuana (K2, spice) during the past 30 days? . . . . .	72
161	On how many occasions have you used methamphetamines (meth, speed, crank, crystal meth) in your lifetime? . . . . .	72
162	On how many occasions have you used methamphetamines (meth, speed, crank, crystal meth) in the past 30 days? . . . . .	72
163	On how many occasions have you used other chemical products (bath salts, plant food, etc.) in your lifetime? . . . . .	73
164	On how many occasions have you used other chemical products (bath salts, plant food, etc.) during the past 30 days? . . . . .	73
165	On how many occasions have you used heroin or other opiates in your lifetime? . . . . .	73
166	On how many occasions have you used heroin or other opiates during the past 30 days? . . . . .	74
167	On how many occasions have you used MDMA ('X', 'E', or ecstasy) in your lifetime? . . . . .	74
168	On how many occasions have you used MDMA ('X', 'E', or ecstasy) during the past 30 days? . . . . .	74
169	On how many occasions have you taken prescription drugs (such as Valium, Xanax, Ritalin, Adderall, OxyContin, Darvocet, or sleeping pills) not prescribed to you in your lifetime? . . . . .	75
170	On how many occasions have you taken prescription drugs (such as Valium, Xanax, Ritalin, Adderall, OxyContin, Darvocet, or sleeping pills) not prescribed to you during the past 30 days? . . . . .	75
171	On how many occasions have you taken non-prescription medicines such as diet pills (for example, Dietac, Dexatrim or Prolamine), stay-awake pills (for example No-Doz, Vivarin, or Wake), or cough or cold medicines (robos, DXM, etc.) to get high in your lifetime? . . . . .	76
172	On how many occasions have you taken non-prescription medicines such as diet pills (for example, Dietac, Dexatrim or Prolamine), stay-awake pills (for example No-Doz, Vivarin, or Wake), or cough or cold medicines (robos, DXM, etc.) to get high during the past 30 days? . . . . .	76
173	On how many occasions have you been drunk or very high from drinking alcoholic beverages during the past 30 days? . . . . .	77
174	On how many occasions have you drunk flavored alcoholic beverages, sometimes called 'alcopops' (like Mike's Hard Lemonade, Smirnoff Ice, Bacardi Breezers, etc.) in your lifetime? . . . . .	77
175	On how many occasions have you drunk flavored alcoholic beverages, sometimes called 'alcopops' (like Mike's Hard Lemonade, Smirnoff Ice, Bacardi Breezers, etc.) during the past 30 days? . . . . .	78
176	If you used prescription drugs or over the counter drugs without a doctor telling you to use it or for the purpose of getting high, where did you get these drugs? - Did not use . . . . .	78

177	If you used prescription drugs or over the counter drugs without a doctor telling you to use it or for the purpose of getting high, where did you get these drugs? - Bought or took from store or shop . . . . .	78
178	If you used prescription drugs or over the counter drugs without a doctor telling you to use it or for the purpose of getting high, where did you get these drugs? - Got from parents with permission . . . . .	79
179	If you used prescription drugs or over the counter drugs without a doctor telling you to use it or for the purpose of getting high, where did you get these drugs? - Got from home without permission . . . . .	79
180	If you used prescription drugs or over the counter drugs without a doctor telling you to use it or for the purpose of getting high, where did you get these drugs? - Got from relative with permission . . . . .	79
181	If you used prescription drugs or over the counter drugs without a doctor telling you to use it or for the purpose of getting high, where did you get these drugs? - Got from relative without permission . . . . .	79
182	If you used prescription drugs or over the counter drugs without a doctor telling you to use it or for the purpose of getting high, where did you get these drugs? - Got from friend's home with permission . . . . .	80
183	If you used prescription drugs or over the counter drugs without a doctor telling you to use it or for the purpose of getting high, where did you get these drugs? - Got from friend's home without permission . . . . .	80
184	If you used prescription drugs or over the counter drugs without a doctor telling you to use it or for the purpose of getting high, where did you get these drugs? - Got from friend at school . . . . .	80
185	If you used prescription drugs or over the counter drugs without a doctor telling you to use it or for the purpose of getting high, where did you get these drugs? - Got from friend at party . . . . .	80
186	If you used prescription drugs or over the counter drugs without a doctor telling you to use it or for the purpose of getting high, where did you get these drugs? - Got from friend, elsewhere . . . . .	81
187	If you used prescription drugs or over the counter drugs without a doctor telling you to use it or for the purpose of getting high, where did you get these drugs? - Got from internet sale . . . . .	81
188	During the last month, about how many marijuana cigarettes, or the equivalent, did you smoke a day, on the average? . . . . .	81
189	How wrong do your friends feel it would be for YOU to: have one or two drinks of an alcoholic beverage nearly every day? . . . . .	82
190	How wrong do your friends feel it would be for YOU to: smoke tobacco? . . . . .	82
191	How wrong do your friends feel it would be for YOU to: smoke marijuana? . . . . .	82
192	How wrong do your friends feel it would be for YOU to: use prescription drugs not prescribed to you? . . . . .	83
193	How wrong would most adults (over 21) in your neighborhood think it is for kids your age: to use marijuana? . . . . .	83

194	How wrong would most adults (over 21) in your neighborhood think it is for kids your age: to drink alcohol? . . . . .	83
195	How wrong would most adults (over 21) in your neighborhood think it is for kids your age: to smoke cigarettes? . . . . .	84
196	How much do each of the following statements describe your neighborhood? crime and/or drug selling . . . . .	84
197	How much do each of the following statements describe your neighborhood? fights . . . . .	84
198	How much do each of the following statements describe your neighborhood? lots of empty or abandoned buildings . . . . .	85
199	How much do each of the following statements describe your neighborhood? lots of graffiti . . . . .	85
200	I feel safe in my neighborhood. . . . .	85
201	If a kid smoked marijuana in your neighborhood would he or she be caught by the police? . . . . .	86
202	If a kid drank some beer, wine or hard liquor (for example, vodka, whiskey, or gin) in your neighborhood would he or she be caught by the police? . . . . .	86
203	If a kid carried a handgun in your neighborhood would he or she be caught by the police? . . . . .	86
204	If you wanted to get some cigarettes, how easy would it be for you to get some? . . . . .	87
205	If you wanted to get some beer, wine or hard liquor (for example, vodka, whiskey, or gin), how easy would it be for you to get some? . . . . .	87
206	If you wanted to get a drug like cocaine, LSD, or amphetamines, how easy would it be for you to get some? . . . . .	87
207	If you wanted to get a handgun, how easy would it be for you to get one? . . . . .	88
208	If you wanted to get some marijuana, how easy would it be for you to get some? . . . . .	88
209	If you wanted to get prescription drugs for the purpose of getting high, how easy would it be for you to get some? . . . . .	88
210	If you wanted to get synthetic marijuana such as K2 or chemical products such as bath salts to get high, how easy would it be for you to get some? . . . . .	89
211	If you wanted to get steroids to use or to enhance athletic performance, how easy would it be for you to get some? . . . . .	89
212	If you wanted to get e-cigarettes, e-cigars, or e-hookahs, how easy would it be for you to get some? . . . . .	89
213	During the past 12 months, have you participated in any alcohol prevention programs or seen any alcohol prevention messages in your school or community? Yes, a school-based program focused on preventing underage drinking and/or drinking and driving. . . . .	90

214	During the past 12 months, have you participated in any alcohol prevention programs or seen any alcohol prevention messages in your school or community? Yes, a community-based program focused on preventing underage drinking and/or drinking and driving (for example, through your church or temple or through youth groups like Boys and Girls Club or 4-H). . . . .	90
215	During the past 12 months, have you participated in any alcohol prevention programs or seen any alcohol prevention messages in your school or community? Yes, a media campaign addressing underage drinking and/or drinking and driving (for example, newspaper ads, posters, pamphlets, radio, TV). . . . .	90
216	During the past 12 months, have you participated in any alcohol prevention programs or seen any alcohol prevention messages in your school or community? No . . . . .	90
217	How wrong do your parents feel it would be for YOU to: have one or two drinks of an alcoholic beverage nearly every day? . . . . .	91
218	How wrong do your parents feel it would be for YOU to: smoke tobacco? . . . . .	91
219	How wrong do your parents feel it would be for YOU to: smoke marijuana? . . . . .	91
220	How wrong do your parents feel it would be for YOU to: use prescription drugs not prescribed to you? . . . . .	92
221	How wrong do your parents feel it would be for YOU to: steal something worth more than \$5? . . . . .	92
222	How wrong do your parents feel it would be for YOU to: draw graffiti, write things, or draw pictures on buildings or other property (without the owner's permission)? . . . . .	92
223	How wrong do your parents feel it would be for YOU to: pick a fight with someone? . . . . .	93
224	During the past 12 months, have you talked with at least one of your parents about the dangers of underage drinking and/or drinking and driving? By parents, we mean either your biological parents, adoptive parents, stepparents, or adult guardians - whether or not they live with you. . . . .	93
225	The rules in my family are clear. . . . .	93
226	People in my family have serious arguments about the same things, and often insult or yell at each other. . . . .	94
227	When I am not at home, one of my parents knows where I am and who I am with. . . . .	94
228	My family has clear rules about alcohol and drug use. . . . .	94
229	If you skipped school would you be caught by your parents? . . . . .	95
230	My parents ask if I've gotten my homework done. . . . .	95
231	Would your parents know if you did not come home on time? . . . . .	95
232	Do you know how to properly dispose of leftover prescription drugs? . . . . .	96



233	Have any of your brothers or sisters ever: drunk beer, wine or hard liquor (for example, vodka, whiskey or gin)? . . . . .	96
234	Have any of your brothers or sisters ever: smoked marijuana? . . . .	96
235	Have any of your brothers or sisters ever: smoked cigarettes? . . . .	96
236	Have any of your brothers or sisters ever: taken a handgun to school? .	97
237	Have any of your brothers or sisters ever: been suspended or expelled from school? . . . . .	97
238	Have any of your brothers or sisters ever: used e-cigarettes, e-cigars or e-hookahs? . . . . .	97
239	Have any of your brothers or sisters ever: used prescription drugs not prescribed to him/her? . . . . .	97
240	Have you changed homes in the past year (the last 12 months)? . . .	98
241	How many times have you changed homes since kindergarten? . . . .	98
242	Have you changed schools (including changing from elementary to middle and middle to high school) in the past year? . . . . .	98
243	How many times have you changed schools since kindergarten (including changing from elementary to middle and middle to high school)? . . . . .	99
244	Has anyone in your family ever had severe alcohol or drug problems? .	99
245	About how many adults (over 21) have you known personally who in the past year have: used marijuana, crack, cocaine, or other drugs? .	99
246	About how many adults (over 21) have you known personally who in the past year have: sold or dealt drugs? . . . . .	100
247	About how many adults (over 21) have you known personally who in the past year have: done other things that could get them in trouble with the police, like stealing, selling stolen goods, mugging or assaulting others, etc.? . . . .	100
248	About how many adults (over 21) have you known personally who in the past year have: gotten drunk or high? . . . . .	100
249	Have you seen or heard information about underage drinking in the past 12 months from the following sources? Radio . . . . .	101
250	Have you seen or heard information about underage drinking in the past 12 months from the following sources? TV. . . . .	101
251	Have you seen or heard information about underage drinking in the past 12 months from the following sources? Print. This includes information on underage drinking you may have seen in the newspaper, on a billboard, in pamphlets, on stickers, etc. . . . .	101
252	Have you seen or heard information about underage drinking in the past 12 months from the following sources? Website or social media? (Facebook, Myspace, website, etc.) . . . . .	101
253	The next questions ask about your opinions of the information you saw or heard. If you have seen or heard more than one ad, please think about your favorite ad when answering these questions. The information about underage drinking that I saw or heard was convincing. . . . .	102

254	The next questions ask about your opinions of the information you saw or heard. If you have seen or heard more than one ad, please think about your favorite ad when answering these questions. The information about underage drinking that I saw or heard grabbed my attention. . . . .	102
255	The next questions ask about your opinions of the information you saw or heard. If you have seen or heard more than one ad, please think about your favorite ad when answering these questions. The information about underage drinking that I saw or heard said something important to me. . . . .	102
256	The next questions ask about your opinions of the information you saw or heard. If you have seen or heard more than one ad, please think about your favorite ad when answering these questions. Seeing or hearing this information about underage drinking made me want to stop or decrease my drinking. . . . .	103
257	How honest were you in filling out this survey? . . . . .	103

List of Figures

1	Grade Chart . . . . .	12
2	Gender Chart . . . . .	13
3	Age Chart . . . . .	14
4	Ethnic Origin Chart . . . . .	15

# 1 INTRODUCTION

This report was generated from data collected on the *2016 Arkansas Prevention Needs Assessment Student Survey*. This report contains basic frequency tables of all data collected and graphs on the selected demographic variables of grade, gender, age and ethnic origin. The graph on ethnic origin is represented as a bar chart rather than as a pie chart. This is because students were allowed to mark more than one response for ethnic origin as opposed to being allowed to mark only one response. The bars represent the percent of students who marked each of the ethnic categories.

Questions regarding the information found in this report can be directed to:

**International Survey Associates dba Pride Surveys**

Mr. Jay Gleaton

2140 Newmarket Parkway

Suite 116

Marietta, GA 30067

Telephone: (800) 279-6361

Fax: (770) 726-9327

Website: <http://www.pridesurveys.com>



# Grade Chart

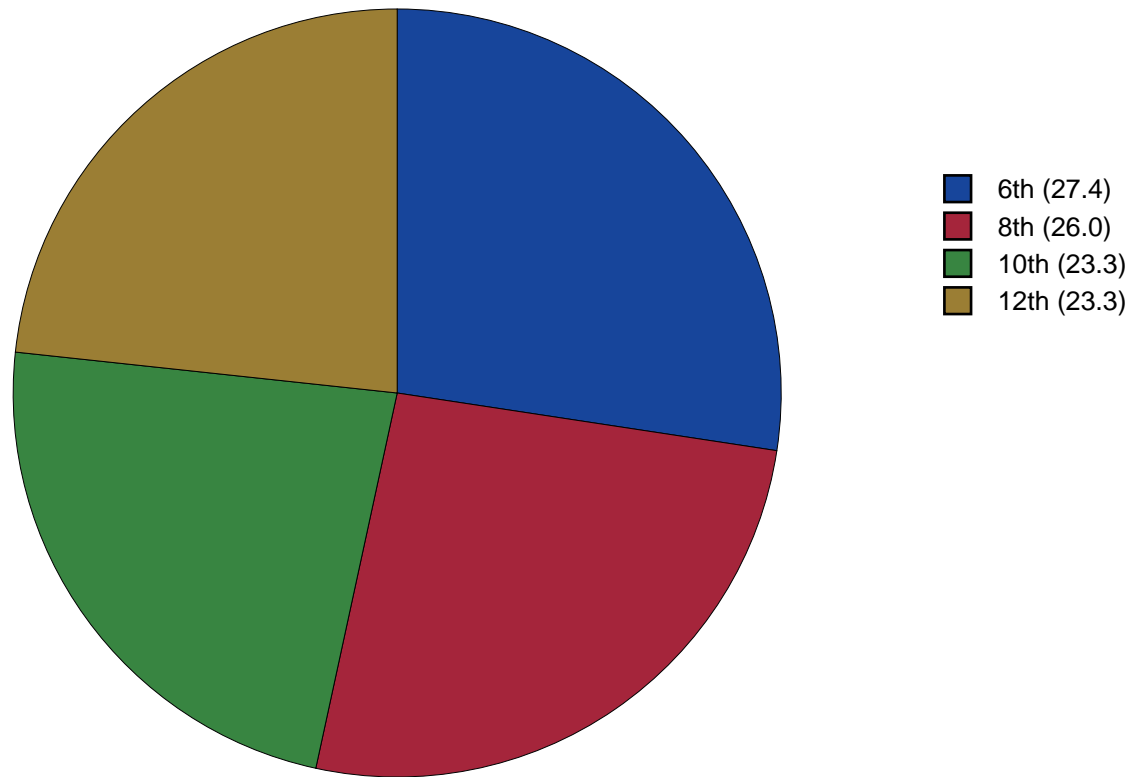


Figure 1: Grade Chart

## Gender Chart

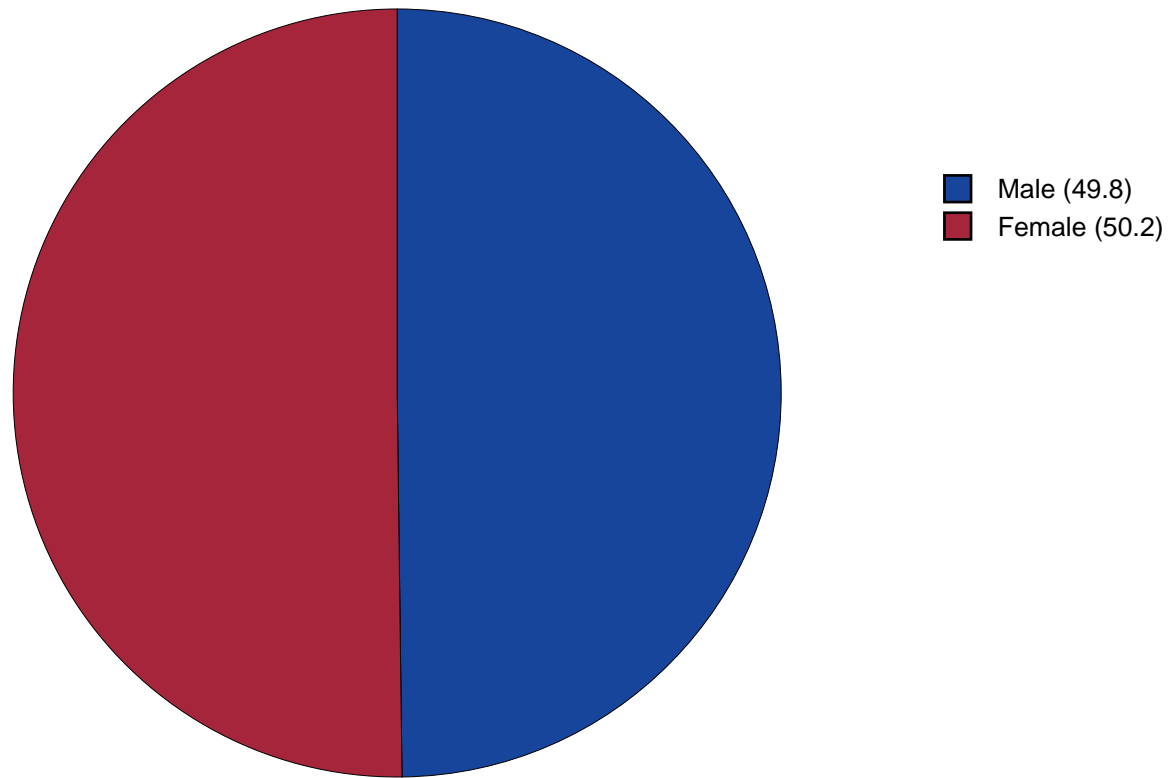


Figure 2: Gender Chart

# Age Chart

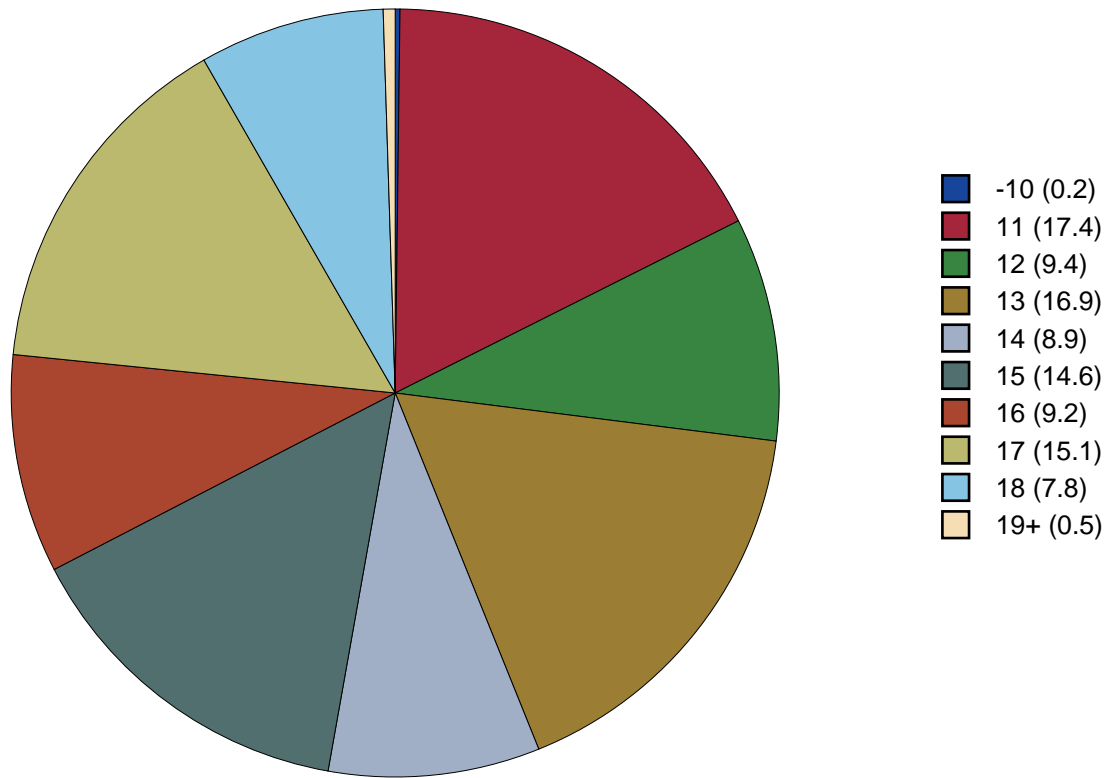


Figure 3: Age Chart



# Ethnic Origin Chart

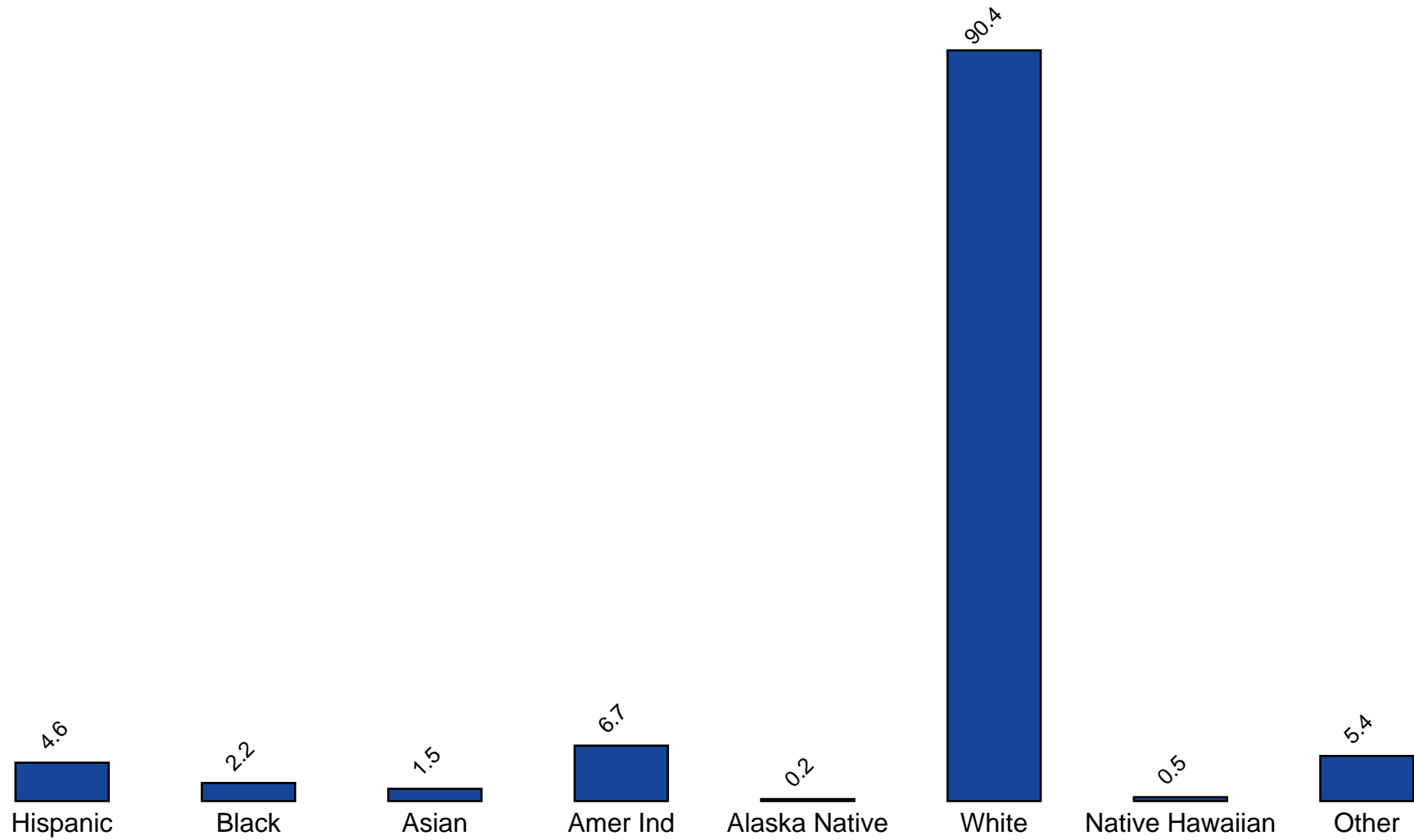


Figure 4: Ethnic Origin Chart

## 2 PERCENTAGE TABLES

The following tables contain frequency distribution detailing how your students responded to each question on the survey. The tables appear in the same order as the questions on the survey. The tables include breakdowns by grade level as well as overall percentages. The *N of Valid* row is a frequency count of the number of valid responses to each question for each grade and overall. The *N of Miss* row is a frequency count of the number of invalid (marked more than one response) or missing (i.e. did not respond) responses to each question for each grade and overall.

For the questions that allowed more than one response (i.e. race, live with, etc.) each response becomes a separate table. If a student did not mark the response, that was counted as a NO response, and if they did mark the response, that was counted as a YES response. Since a non response is a valid response for these questions, the *N of Miss* will always be zero for these questions.

Table 1: Sex



Response	6	8	10	12	Total	
Male	48.2	50.9	53.0	47.2	49.8	
Female	51.8	49.1	47.0	52.8	50.2	
N of Valid	353	334	298	299	1284	
N of Miss	1	2	2	1	6	

Table 2: Age











Response	6	8	10	12	Total	
10 or younger	0.8	0.0	0.0	0.0	0.2	
11	63.3	0.0	0.0	0.0	17.4	
12	34.2	0.0	0.0	0.0	9.4	
13	1.7	63.3	0.0	0.0	16.9	
14	0.0	34.3	0.0	0.0	8.9	
15	0.0	2.4	60.0	0.0	14.6	
16	0.0	0.0	38.0	1.3	9.2	
17	0.0	0.0	2.0	62.9	15.1	
18	0.0	0.0	0.0	33.4	7.8	
19 or older	0.0	0.0	0.0	2.3	0.5	
N of Valid	354	335	300	299	1288	
N of Miss	0	1	0	1	2	

Table 3: Are you Hispanic or Latino?



Response	6	8	10	12	Total	
No	94.2	96.1	95.6	95.7	95.4	
Yes	5.8	3.9	4.4	4.3	4.6	
N of Valid	311	332	294	299	1236	
N of Miss	43	4	6	1	54	



Table 4: What is your race? Black or African American

Response	6	8	10	12	Total	
No	98.0	96.4	97.3	99.7	97.8	
Yes	2.0	3.6	2.7	0.3	2.2	
N of Valid	354	336	300	300	1290	
N of Miss	0	0	0	0	0	

Table 5: What is your race? Asian

Response	6	8	10	12	Total	
No	98.0	98.8	97.7	99.7	98.5	
Yes	2.0	1.2	2.3	0.3	1.5	
N of Valid	354	336	300	300	1290	
N of Miss	0	0	0	0	0	

Table 6: What is your race? American Indian

Response	6	8	10	12	Total	
No	91.0	94.0	93.3	95.3	93.3	
Yes	9.0	6.0	6.7	4.7	6.7	
N of Valid	354	336	300	300	1290	
N of Miss	0	0	0	0	0	

Table 7: What is your race? Alaska Native

Response	6	8	10	12	Total	
No	100.0	99.7	99.7	99.7	99.8	
Yes	0.0	0.3	0.3	0.3	0.2	
N of Valid	354	336	300	300	1290	
N of Miss	0	0	0	0	0	

Table 8: What is your race? White



Response	6	8	10	12	Total	
No	19.2	6.2	8.3	3.3	9.6	
Yes	80.8	93.8	91.7	96.7	90.4	
N of Valid	354	336	300	300	1290	
N of Miss	0	0	0	0	0	

Table 9: What is your race? Native Hawaiian or Other Pacific Islander



Response	6	8	10	12	Total	
No	99.7	99.7	99.0	99.7	99.5	
Yes	0.3	0.3	1.0	0.3	0.5	
N of Valid	354	336	300	300	1290	
N of Miss	0	0	0	0	0	

Table 10: What is your race? Other



Response	6	8	10	12	Total	
No	89.3	95.2	96.7	98.0	94.6	
Yes	10.7	4.8	3.3	2.0	5.4	
N of Valid	354	336	300	300	1290	
N of Miss	0	0	0	0	0	

Table 11: What is the highest level of schooling completed by your mother or father?









Response	6	8	10	12	Total	
Completed grade school or less	2.7	0.9	1.0	0.0	1.2	
Some high school	2.1	4.2	6.4	9.9	5.5	
Completed high school	8.7	14.2	18.6	17.8	14.6	
Some college	9.3	16.6	19.9	18.8	15.9	
Completed college	30.7	31.3	33.8	35.6	32.7	
Graduate or professional school after college	10.1	12.3	9.8	11.3	10.9	
Don't know	35.5	20.2	10.5	5.1	18.5	
Does not apply	0.9	0.3	0.0	1.4	0.6	
N of Valid	335	332	296	292	1255	
N of Miss	19	4	4	8	35	

Table 12: Think of where you live most of the time. Which of the following people live there with you? Mother



Response	6	8	10	12	Total	
No	13.8	15.5	15.0	19.0	15.7	
Yes	86.2	84.5	85.0	81.0	84.3	
N of Valid	354	336	300	300	1290	
N of Miss	0	0	0	0	0	

Table 13: Think of where you live most of the time. Which of the following people live there with you? Stepmother



Response	6	8	10	12	Total	
No	93.5	92.9	93.0	95.3	93.6	
Yes	6.5	7.1	7.0	4.7	6.4	
N of Valid	354	336	300	300	1290	
N of Miss	0	0	0	0	0	

Table 14: Think of where you live most of the time. Which of the following people live there with you? Foster Mother



Response	6	8	10	12	Total	
No	99.2	99.7	98.7	99.7	99.3	
Yes	0.8	0.3	1.3	0.3	0.7	
N of Valid	354	336	300	300	1290	
N of Miss	0	0	0	0	0	

Table 15: Think of where you live most of the time. Which of the following people live there with you? Grandmother



Response	6	8	10	12	Total	
No	88.7	89.9	92.3	89.3	90.0	
Yes	11.3	10.1	7.7	10.7	10.0	
N of Valid	354	336	300	300	1290	
N of Miss	0	0	0	0	0	

Table 16: Think of where you live most of the time. Which of the following people live there with you? Aunt



Response	6	8	10	12	Total	
No	98.0	98.5	97.3	97.0	97.8	
Yes	2.0	1.5	2.7	3.0	2.2	
N of Valid	354	336	300	300	1290	
N of Miss	0	0	0	0	0	

Table 17: Think of where you live most of the time. Which of the following people live there with you? Father



Response	6	8	10	12	Total	
No	34.7	36.9	43.0	43.7	39.3	
Yes	65.3	63.1	57.0	56.3	60.7	
N of Valid	354	336	300	300	1290	
N of Miss	0	0	0	0	0	

Table 18: Think of where you live most of the time. Which of the following people live there with you? Stepfather



Response	6	8	10	12	Total	
No	83.1	83.3	78.7	86.0	82.8	
Yes	16.9	16.7	21.3	14.0	17.2	
N of Valid	354	336	300	300	1290	
N of Miss	0	0	0	0	0	

Table 19: Think of where you live most of the time. Which of the following people live there with you? Foster Father



Response	6	8	10	12	Total	
No	99.4	99.7	99.0	100.0	99.5	
Yes	0.6	0.3	1.0	0.0	0.5	
N of Valid	354	336	300	300	1290	
N of Miss	0	0	0	0	0	

Table 20: Think of where you live most of the time. Which of the following people live there with you? Grandfather



Response	6	8	10	12	Total	
No	94.4	92.0	94.0	92.7	93.3	
Yes	5.6	8.0	6.0	7.3	6.7	
N of Valid	354	336	300	300	1290	
N of Miss	0	0	0	0	0	

Table 21: Think of where you live most of the time. Which of the following people live there with you? Uncle



Response	6	8	10	12	Total	
No	98.0	98.2	98.3	97.7	98.1	
Yes	2.0	1.8	1.7	2.3	1.9	
N of Valid	354	336	300	300	1290	
N of Miss	0	0	0	0	0	

Table 22: Think of where you live most of the time. Which of the following people live there with you? Other Adults



Response	6	8	10	12	Total	
No	99.7	98.8	97.7	97.7	98.5	
Yes	0.3	1.2	2.3	2.3	1.5	
N of Valid	354	336	300	300	1290	
N of Miss	0	0	0	0	0	

Table 23: Think of where you live most of the time. Which of the following people live there with you? Brother(s)



Response	6	8	10	12	Total	
No	53.1	58.6	58.0	64.7	58.4	
Yes	46.9	41.4	42.0	35.3	41.6	
N of Valid	354	336	300	300	1290	
N of Miss	0	0	0	0	0	

Table 24: Think of where you live most of the time. Which of the following people live there with you? Stepbrother(s)



Response	6	8	10	12	Total	
No	93.2	93.8	95.0	97.7	94.8	
Yes	6.8	6.2	5.0	2.3	5.2	
N of Valid	354	336	300	300	1290	
N of Miss	0	0	0	0	0	

Table 25: Think of where you live most of the time. Which of the following people live there with you? Sister(s)



Response	6	8	10	12	Total	
No	55.9	55.1	61.7	68.7	60.0	
Yes	44.1	44.9	38.3	31.3	40.0	
N of Valid	354	336	300	300	1290	
N of Miss	0	0	0	0	0	



Table 26: Think of where you live most of the time. Which of the following people live there with you? Stepsister(s)



Response	6	8	10	12	Total	
No	92.1	94.6	95.7	97.0	94.7	
Yes	7.9	5.4	4.3	3.0	5.3	
N of Valid	354	336	300	300	1290	
N of Miss	0	0	0	0	0	

Table 27: Think of where you live most of the time. Which of the following people live there with you? Other Children



Response	6	8	10	12	Total	
No	98.3	96.7	95.3	95.0	96.4	
Yes	1.7	3.3	4.7	5.0	3.6	
N of Valid	354	336	300	300	1290	
N of Miss	0	0	0	0	0	

Table 28: In my school, students have lots of chances to help decide things like class activities and rules.





Response	6	8	10	12	Total	
NO!	14.3	9.7	7.4	14.7	11.6	
no	39.6	40.8	35.6	35.5	38.0	
yes	39.6	42.9	48.7	42.1	43.2	
YES!	6.5	6.6	8.4	7.7	7.3	
N of Valid	336	331	298	299	1264	
N of Miss	18	5	2	1	26	

Table 29: Teachers ask me to work on special classroom projects.





Response	6	8	10	12	Total	
NO!	7.8	10.3	8.1	9.7	9.0	
no	39.4	44.8	41.4	43.6	42.3	
yes	41.8	39.4	46.5	39.6	41.7	
YES!	11.0	5.5	4.0	7.0	7.0	
N of Valid	335	330	297	298	1260	
N of Miss	19	6	3	2	30	

Table 30: My teacher(s) notices when I am doing a good job and lets me know about it.

Response	6	8	10	12	Total
NO!	3.8	7.0	6.8	7.0	6.1
no	21.4	26.3	25.4	30.8	25.8
yes	51.6	50.2	54.6	50.5	51.7
YES!	23.2	16.5	13.2	11.7	16.4
N of Valid	341	327	295	299	1262
N of Miss	13	9	5	1	28

Table 31: There are lots of chances for students in my school to get involved in sports, clubs, and other school activities outside of class.

Response	6	8	10	12	Total
NO!	0.9	0.9	1.0	2.3	1.3
no	9.9	3.6	3.7	4.4	5.5
yes	39.1	33.2	29.3	43.3	36.2
YES!	50.1	62.2	66.0	50.0	57.0
N of Valid	343	331	297	298	1269
N of Miss	11	5	3	2	21

Table 32: There are lots of chances for students in my school to talk with a teacher one-on-one.

Response	6	8	10	12	Total
NO!	0.9	4.6	4.7	4.7	3.7
no	13.9	25.6	18.6	22.8	20.2
yes	47.2	46.0	51.2	51.3	48.8
YES!	38.0	23.8	25.4	21.1	27.3
N of Valid	337	328	295	298	1258
N of Miss	17	8	5	2	32

Table 33: I feel safe at my school.

Response	6	8	10	12	Total
NO!	1.5	4.5	2.4	3.0	2.9
no	4.7	9.4	8.7	9.1	7.9
yes	34.9	50.6	60.3	64.6	51.9
YES!	58.9	35.5	28.6	23.2	37.3
N of Valid	338	330	287	297	1252
N of Miss	16	6	13	3	38

Table 34: The school lets my parents know when I have done something well.

Response	6	8	10	12	Total
NO!	5.9	19.0	19.8	23.9	16.9
no	30.6	49.5	44.0	53.5	44.1
yes	46.3	25.7	27.6	18.9	30.0
YES!	17.2	5.7	8.5	3.7	9.0
N of Valid	337	331	293	297	1258
N of Miss	17	5	7	3	32

Table 35: My teachers praise me when I work hard in school.

Response	6	8	10	12	Total
NO!	15.1	17.4	14.5	14.2	15.3
no	34.5	47.3	44.8	43.7	42.5
yes	38.8	30.2	34.7	38.3	35.4
YES!	11.7	5.2	6.1	3.7	6.7
N of Valid	325	328	297	295	1245
N of Miss	29	8	3	5	45

Table 36: Are your school grades better than the grades of most students in your class?

Response	6	8	10	12	Total
NO!	6.1	9.1	8.2	7.7	7.8
no	28.6	29.1	32.7	28.6	29.7
yes	50.5	45.5	45.2	45.5	46.7
YES!	14.9	16.4	13.9	18.2	15.8
N of Valid	329	330	294	297	1250
N of Miss	25	6	6	3	40

Table 37: I have lots of chances to be part of class discussions or activities.

Response	6	8	10	12	Total
NO!	2.6	3.0	2.4	2.4	2.6
no	12.3	13.6	12.6	16.2	13.6
yes	49.7	57.2	61.6	61.3	57.2
YES!	35.4	26.2	23.5	20.2	26.6
N of Valid	342	332	294	297	1265
N of Miss	12	4	6	3	25

Table 38: Now thinking back over the past year in school, how often did you: enjoy being in school?

Response	6	8	10	12	Total
Never	4.0	7.0	7.7	11.8	7.5
Seldom	10.7	15.9	18.7	21.2	16.4
Sometimes	29.1	33.8	38.3	39.4	34.9
Often	28.0	28.0	28.7	19.9	26.3
Almost always	28.2	15.2	6.7	7.7	15.0
N of Valid	347	328	300	297	1272
N of Miss	7	8	0	3	18

Table 39: Now thinking back over the past year in school, how often did you: hate being in school?






Response	6	8	10	12	Total	
Never	16.0	5.5	2.7	3.7	7.3	
Seldom	43.1	33.4	23.8	15.2	29.5	
Sometimes	22.7	33.4	35.2	37.0	31.8	
Often	11.1	14.3	27.9	30.0	20.3	
Almost always	7.0	13.4	10.4	14.1	11.1	
N of Valid	343	329	298	297	1267	
N of Miss	11	7	2	3	23	

Table 40: Now thinking back over the past year in school, how often did you: try to do your best work in school?






Response	6	8	10	12	Total	
Never	0.0	0.0	1.3	1.7	0.7	
Seldom	1.2	1.9	3.0	3.0	2.2	
Sometimes	2.9	6.5	15.7	20.2	10.9	
Often	15.0	30.6	33.4	40.7	29.4	
Almost always	80.9	61.1	46.5	34.3	56.7	
N of Valid	341	324	299	297	1261	
N of Miss	13	12	1	3	29	

Table 41: How often do you feel that the school work you are assigned is meaningful and important?






Response	6	8	10	12	Total	
Never	2.3	4.6	6.1	12.1	6.1	
Seldom	9.7	18.3	22.9	40.4	22.2	
Sometimes	20.5	36.6	38.7	29.3	31.0	
Often	32.6	26.2	26.3	13.1	24.9	
Almost always	34.9	14.3	6.1	5.1	15.8	
N of Valid	341	328	297	297	1263	
N of Miss	13	8	3	3	27	

Table 42: Putting them all together, what were your grades like last year?

Response	6	8	10	12	Total
Mostly F's	0.9	0.9	0.3	0.0	0.6
Mostly D's	3.1	1.9	3.7	1.0	2.4
Mostly C's	5.8	15.2	21.4	15.4	14.3
Mostly B's	35.6	38.1	36.9	40.9	37.8
Mostly A's	54.6	44.0	37.6	42.6	44.9
N of Valid	326	323	295	298	1242
N of Miss	28	13	5	2	48

Table 43: How important do you think the things you are learning in school are going to be for your later life?

Response	6	8	10	12	Total
Very important	46.9	24.2	10.0	8.4	23.3
Quite important	25.9	27.0	21.7	11.4	21.8
Fairly important	20.4	33.3	37.8	31.6	30.5
Slightly important	5.0	12.7	26.1	38.4	19.8
Not at all important	1.7	2.7	4.3	10.1	4.6
N of Valid	343	330	299	297	1269
N of Miss	11	6	1	3	21

Table 44: Do your parents care about your skipping or cutting school?

Response	6	8	10	12	Total
Yes	95.9	98.2	96.3	92.6	95.8
No	4.1	1.8	3.7	7.4	4.2
N of Valid	343	328	299	297	1267
N of Miss	11	8	1	3	23



Table 45: During the LAST FOUR WEEKS how many whole days of school have you missed because you skipped or 'cut'?








Response	6	8	10	12	Total	
None	77.0	77.0	78.6	68.6	75.4	
1	9.3	9.1	11.0	13.5	10.6	
2	5.2	5.2	3.0	6.8	5.0	
3	4.7	5.5	3.0	6.1	4.8	
4-5	2.6	2.4	3.0	4.4	3.1	
6-10	1.2	0.6	0.7	0.7	0.8	
11 or more	0.0	0.3	0.7	0.0	0.2	
N of Valid	344	330	299	296	1269	
N of Miss	10	6	1	4	21	

Table 46: What are the chances you would be seen as cool if you: smoked cigarettes?






Response	6	8	10	12	Total	
No or very little chance	91.7	75.5	60.8	54.1	71.4	
Little chance	5.0	16.1	22.0	25.3	16.7	
Some chance	1.5	5.5	10.1	14.5	7.6	
Pretty good chance	1.2	2.7	5.4	4.7	3.4	
Very good chance	0.6	0.3	1.7	1.4	1.0	
N of Valid	339	330	296	296	1261	
N of Miss	15	6	4	4	29	

Table 47: What are the chances you would be seen as cool if you: worked hard at school?






Response	6	8	10	12	Total	
No or very little chance	4.4	7.3	10.8	12.5	8.6	
Little chance	6.2	12.2	19.3	24.7	15.2	
Some chance	10.9	23.2	30.4	30.7	23.3	
Pretty good chance	30.6	31.7	25.3	18.9	26.9	
Very good chance	47.9	25.6	14.2	13.2	26.0	
N of Valid	340	328	296	296	1260	
N of Miss	14	8	4	4	30	

Table 48: What are the chances you would be seen as cool if you: began drinking alcoholic beverages regularly, that is, at least once or twice a month?






Response	6	8	10	12	Total	
No or very little chance	88.3	73.6	47.5	34.9	62.4	
Little chance	7.9	16.7	16.2	19.3	14.8	
Some chance	1.5	4.9	18.9	18.3	10.4	
Pretty good chance	1.8	2.4	14.5	21.0	9.4	
Very good chance	0.6	2.4	3.0	6.4	3.0	
N of Valid	341	329	297	295	1262	
N of Miss	13	7	3	5	28	

Table 49: What are the chances you would be seen as cool if you: defended someone who was being bullied?






Response	6	8	10	12	Total	
No or very little chance	5.0	4.8	6.4	6.1	5.5	
Little chance	5.8	8.2	12.4	15.2	10.2	
Some chance	14.3	23.3	28.9	31.1	24.0	
Pretty good chance	22.5	28.5	28.2	28.0	26.7	
Very good chance	52.3	35.2	24.2	19.6	33.6	
N of Valid	342	330	298	296	1266	
N of Miss	12	6	2	4	24	

Table 50: What are the chances you would be seen as cool if you: smoked marijuana?






Response	6	8	10	12	Total	
No or very little chance	94.7	71.9	50.8	40.0	65.6	
Little chance	2.7	12.1	13.8	18.3	11.4	
Some chance	1.5	7.3	15.2	16.3	9.7	
Pretty good chance	0.3	4.2	12.1	14.9	7.5	
Very good chance	0.9	4.5	8.1	10.5	5.8	
N of Valid	339	331	297	295	1262	
N of Miss	15	5	3	5	28	

Table 51: What are the chances you would be seen as cool if you: carried a handgun?






Response	6	8	10	12	Total	
No or very little chance	80.9	70.9	69.6	64.7	71.8	
Little chance	11.9	12.4	16.2	19.0	14.7	
Some chance	2.7	7.9	9.1	8.8	7.0	
Pretty good chance	1.2	6.1	3.0	4.7	3.7	
Very good chance	3.3	2.7	2.0	2.7	2.7	
N of Valid	335	330	296	295	1256	
N of Miss	19	6	4	5	34	

Table 52: What are the chances you would be seen as cool if you: used e-cigarettes, e-cigars or e-hookahs?






Response	6	8	10	12	Total	
No or very little chance	92.5	75.8	63.9	51.7	71.8	
Little chance	4.2	11.2	13.0	18.9	11.6	
Some chance	0.9	6.0	13.0	13.2	8.0	
Pretty good chance	2.1	4.2	6.0	10.8	5.6	
Very good chance	0.3	2.7	4.0	5.4	3.0	
N of Valid	335	331	299	296	1261	
N of Miss	19	5	1	4	29	

Table 53: What are the chances you would be seen as cool if you: bullied someone or cyber bullied someone?






Response	6	8	10	12	Total	
No or very little chance	91.8	75.8	77.6	77.4	80.9	
Little chance	4.1	17.0	13.4	12.5	11.6	
Some chance	1.5	3.3	5.0	6.4	3.9	
Pretty good chance	1.2	2.1	3.0	3.0	2.3	
Very good chance	1.5	1.8	1.0	0.7	1.3	
N of Valid	342	330	299	296	1267	
N of Miss	12	6	1	4	23	

Table 54: Think of your four best friends (the friends you feel closest to). In the past year (12 months), how many of your best friends have: participated in clubs, organizations or activities at school?






Response	6	8	10	12	Total	
0	12.5	7.1	5.1	8.8	8.5	
1	13.1	10.6	10.1	11.5	11.4	
2	22.4	18.9	16.8	21.3	19.9	
3	16.7	18.0	17.5	9.1	15.4	
4	35.2	45.3	50.5	49.3	44.8	
N of Valid	335	322	297	296	1250	
N of Miss	19	14	3	4	40	

Table 55: Think of your four best friends (the friends you feel closest to). In the past year (12 months), how many of your best friends have: smoked cigarettes?






Response	6	8	10	12	Total	
0	98.2	87.2	66.3	41.9	74.6	
1	1.5	7.3	15.8	22.0	11.2	
2	0.0	2.4	7.4	15.5	6.0	
3	0.3	2.7	5.4	8.8	4.1	
4	0.0	0.3	5.1	11.8	4.0	
N of Valid	340	329	297	296	1262	
N of Miss	14	7	3	4	28	

Table 56: Think of your four best friends (the friends you feel closest to). In the past year (12 months), how many of your best friends have: tried beer, wine or hard liquor (for example, vodka, whiskey, or gin) when their parents didn't know about it?






Response	6	8	10	12	Total	
0	94.7	72.6	41.9	26.4	60.5	
1	3.8	17.4	18.5	13.2	13.0	
2	1.2	4.6	15.4	18.3	9.4	
3	0.3	2.7	12.4	11.9	6.5	
4	0.0	2.7	11.7	30.2	10.5	
N of Valid	341	328	298	295	1262	
N of Miss	13	8	2	5	28	

Table 57: Think of your four best friends (the friends you feel closest to). In the past year (12 months), how many of your best friends have: used e-cigarettes, e-cigars, or e-hookahs?






Response	6	8	10	12	Total	
0	98.2	90.5	74.0	55.3	80.4	
1	1.8	5.8	11.5	14.9	8.2	
2	0.0	1.5	6.1	9.5	4.1	
3	0.0	0.9	4.4	6.4	2.8	
4	0.0	1.2	4.1	13.9	4.5	
N of Valid	340	325	296	295	1256	
N of Miss	14	11	4	5	34	

Table 58: Think of your four best friends (the friends you feel closest to). In the past year (12 months), how many of your best friends have: used marijuana?






Response	6	8	10	12	Total	
0	100.0	84.0	65.5	45.6	74.9	
1	0.0	9.8	14.2	18.6	10.3	
2	0.0	3.1	7.4	12.2	5.4	
3	0.0	2.1	6.1	9.1	4.1	
4	0.0	0.9	6.8	14.5	5.3	
N of Valid	339	326	296	296	1257	
N of Miss	15	10	4	4	33	

Table 59: Think of your four best friends (the friends you feel closest to). In the past year (12 months), how many of your best friends have: used prescription drugs or non-prescription drugs for the purpose of getting high?






Response	6	8	10	12	Total	
0	98.8	93.9	82.1	76.1	88.3	
1	0.9	4.3	8.8	11.4	6.1	
2	0.3	0.9	4.4	6.4	2.9	
3	0.0	0.9	2.0	2.4	1.3	
4	0.0	0.0	2.7	3.7	1.5	
N of Valid	340	327	296	297	1260	
N of Miss	14	9	4	3	30	

Table 60: Think of your four best friends (the friends you feel closest to). In the past year (12 months), how many of your best friends have: used synthetic marijuana (K2, spice) or bath salts?






Response	6	8	10	12	Total	
0	99.4	97.6	94.6	91.9	96.0	
1	0.3	1.8	4.0	4.1	2.5	
2	0.3	0.0	0.3	2.0	0.6	
3	0.0	0.6	0.7	0.3	0.4	
4	0.0	0.0	0.3	1.7	0.5	
N of Valid	338	330	297	296	1261	
N of Miss	16	6	3	4	29	

Table 61: Think of your four best friends (the friends you feel closest to). In the past year (12 months), how many of your best friends have: used LSD, cocaine, amphetamines, or other illegal drugs?






Response	6	8	10	12	Total	
0	99.4	95.4	92.9	80.3	92.4	
1	0.3	3.6	4.4	10.5	4.5	
2	0.0	0.3	1.0	3.7	1.2	
3	0.0	0.6	0.7	2.4	0.9	
4	0.3	0.0	1.0	3.1	1.0	
N of Valid	337	329	297	295	1258	
N of Miss	17	7	3	5	32	

Table 62: Think of your four best friends (the friends you feel closest to). In the past year (12 months), how many of your best friends have: been bullied?






Response	6	8	10	12	Total	
0	37.5	38.6	44.6	60.7	45.0	
1	32.0	22.8	24.8	18.0	24.6	
2	13.6	19.8	15.1	9.8	14.7	
3	8.5	6.5	7.0	4.4	6.7	
4	8.5	12.3	8.4	7.1	9.1	
N of Valid	331	324	298	295	1248	
N of Miss	23	12	2	5	42	



Table 63: Think of your four best friends (the friends you feel closest to). In the past year (12 months), how many of your best friends have: been suspended from school?






Response	6	8	10	12	Total	
0	85.9	75.6	74.0	81.8	79.5	
1	10.9	15.9	15.5	11.1	13.3	
2	2.1	6.4	7.4	4.7	5.1	
3	0.3	0.6	0.7	1.0	0.6	
4	0.9	1.5	2.4	1.3	1.5	
N of Valid	340	328	296	297	1261	
N of Miss	14	8	4	3	29	

Table 64: Think of your four best friends (the friends you feel closest to). In the past year (12 months), how many of your best friends have: carried a handgun?






Response	6	8	10	12	Total	
0	97.0	95.1	95.0	90.5	94.5	
1	1.5	2.4	2.3	5.4	2.9	
2	0.6	0.3	0.3	1.0	0.6	
3	0.0	0.6	0.7	1.0	0.6	
4	0.9	1.5	1.7	2.0	1.5	
N of Valid	336	329	298	296	1259	
N of Miss	18	7	2	4	31	

Table 65: Think of your four best friends (the friends you feel closest to). In the past year (12 months), how many of your best friends have: sold illegal drugs?






Response	6	8	10	12	Total	
0	99.1	94.5	87.8	82.7	91.4	
1	0.9	4.3	6.8	8.5	5.0	
2	0.0	0.3	2.7	4.4	1.8	
3	0.0	0.9	0.7	0.7	0.6	
4	0.0	0.0	2.0	3.7	1.4	
N of Valid	336	326	295	295	1252	
N of Miss	18	10	5	5	38	

Table 66: Think of your four best friends (the friends you feel closest to). In the past year (12 months), how many of your best friends have: regularly attended religious services?






Response	6	8	10	12	Total	
0	21.7	12.7	19.1	25.7	19.7	
1	11.5	12.7	15.1	15.9	13.7	
2	13.0	21.4	22.5	22.0	19.6	
3	19.9	25.8	17.1	16.9	20.0	
4	33.9	27.3	26.2	19.6	26.9	
N of Valid	322	322	298	296	1238	
N of Miss	32	14	2	4	52	

Table 67: Think of your four best friends (the friends you feel closest to). In the past year (12 months), how many of your best friends have: stolen or tried to steal a motor vehicle such as a car or motorcycle?






Response	6	8	10	12	Total	
0	98.2	98.2	97.3	97.3	97.8	
1	1.5	1.2	1.3	1.7	1.4	
2	0.0	0.3	0.7	0.7	0.4	
3	0.0	0.3	0.3	0.0	0.2	
4	0.3	0.0	0.3	0.3	0.2	
N of Valid	339	329	297	296	1261	
N of Miss	15	7	3	4	29	

Table 68: Think of your four best friends (the friends you feel closest to). In the past year (12 months), how many of your best friends have: been arrested?






Response	6	8	10	12	Total	
0	99.4	93.6	91.9	86.9	93.2	
1	0.3	4.6	6.4	8.1	4.7	
2	0.0	1.8	1.3	3.7	1.7	
3	0.0	0.0	0.0	1.0	0.2	
4	0.3	0.0	0.3	0.3	0.2	
N of Valid	339	329	297	297	1262	
N of Miss	15	7	3	3	28	

Table 69: Think of your four best friends (the friends you feel closest to). In the past year (12 months), how many of your best friends have: dropped out of school?






Response	6	8	10	12	Total	
0	96.7	97.6	95.0	92.5	95.6	
1	2.7	1.8	2.7	5.8	3.2	
2	0.6	0.3	1.3	0.7	0.7	
3	0.0	0.3	0.7	0.7	0.4	
4	0.0	0.0	0.3	0.3	0.2	
N of Valid	338	328	298	295	1259	
N of Miss	16	8	2	5	31	

Table 70: Think of your four best friends (the friends you feel closest to). In the past year (12 months), how many of your best friends have: been members of a gang?






Response	6	8	10	12	Total	
0	95.9	96.7	96.6	97.0	96.5	
1	1.8	2.4	2.0	0.7	1.7	
2	0.0	0.3	0.3	1.4	0.5	
3	0.3	0.6	0.0	0.0	0.2	
4	2.1	0.0	1.0	1.0	1.0	
N of Valid	340	329	297	296	1262	
N of Miss	14	7	3	4	28	

Table 71: How old were you when you first: smoked marijuana?










Response	6	8	10	12	Total	
Never	99.1	92.4	80.4	60.7	84.0	
10 or younger	0.3	1.8	1.4	1.4	1.2	
11	0.0	0.3	2.0	1.0	0.8	
12	0.3	1.8	2.4	3.4	1.9	
13	0.0	3.0	4.1	4.7	2.8	
14	0.0	0.6	5.4	7.1	3.1	
15	0.0	0.0	4.1	6.4	2.4	
16	0.0	0.0	0.3	8.8	2.1	
17 or older	0.3	0.0	0.0	6.4	1.6	
N of Valid	346	329	296	295	1266	
N of Miss	8	7	4	5	24	

Table 72: How old were you when you first: smoked a cigarette, even just a puff?










Response	6	8	10	12	Total	
Never	96.5	83.6	70.8	52.9	77.0	
10 or younger	2.3	6.7	5.0	6.4	5.1	
11	0.9	2.4	3.4	2.4	2.2	
12	0.3	2.4	3.7	4.7	2.7	
13	0.0	3.0	3.7	6.8	3.2	
14	0.0	1.8	6.0	6.1	3.3	
15	0.0	0.0	6.0	7.1	3.1	
16	0.0	0.0	1.3	6.8	1.9	
17 or older	0.0	0.0	0.0	6.8	1.6	
N of Valid	345	329	298	295	1267	
N of Miss	9	7	2	5	23	

Table 73: How old were you when you first: had more than a sip or two of beer, wine or hard liquor (for example, vodka, whiskey, or gin)?










Response	6	8	10	12	Total	
Never	92.4	74.4	52.9	31.9	64.3	
10 or younger	3.8	8.8	7.1	7.8	6.8	
11	2.3	2.7	2.4	3.1	2.6	
12	1.5	4.9	4.0	3.7	3.5	
13	0.0	6.7	6.7	9.5	5.5	
14	0.0	2.4	14.5	8.5	6.0	
15	0.0	0.0	11.1	12.2	5.5	
16	0.0	0.0	1.0	13.6	3.4	
17 or older	0.0	0.0	0.3	9.8	2.4	
N of Valid	344	328	297	295	1264	
N of Miss	10	8	3	5	26	

Table 74: How old were you when you first: began drinking alcoholic beverages regularly, that is, at least once or twice a month?










Response	6	8	10	12	Total	
Never	100.0	96.1	83.4	69.8	88.1	
10 or younger	0.0	0.6	0.3	0.0	0.2	
11	0.0	0.3	0.7	0.0	0.2	
12	0.0	0.9	0.3	0.3	0.4	
13	0.0	1.8	1.4	2.0	1.3	
14	0.0	0.3	3.4	1.7	1.3	
15	0.0	0.0	8.1	5.1	3.1	
16	0.0	0.0	2.4	12.5	3.5	
17 or older	0.0	0.0	0.0	8.5	2.0	
N of Valid	345	330	296	295	1266	
N of Miss	9	6	4	5	24	

Table 75: How old were you when you first: used Daztrex?


Response	6	8	10	12	Total	
Never	100.0	100.0	100.0	100.0	100.0	
10 or younger	0.0	0.0	0.0	0.0	0.0	
11	0.0	0.0	0.0	0.0	0.0	
12	0.0	0.0	0.0	0.0	0.0	
13	0.0	0.0	0.0	0.0	0.0	
14	0.0	0.0	0.0	0.0	0.0	
15	0.0	0.0	0.0	0.0	0.0	
16	0.0	0.0	0.0	0.0	0.0	
17 or older	0.0	0.0	0.0	0.0	0.0	
N of Valid	333	325	295	294	1247	
N of Miss	21	11	5	6	43	

Table 76: How old were you when you first: got suspended from school?










Response	6	8	10	12	Total	
Never	95.1	86.3	86.5	82.5	87.8	
10 or younger	3.8	4.9	4.4	4.7	4.4	
11	0.9	3.0	0.7	0.7	1.3	
12	0.3	2.7	1.0	2.0	1.5	
13	0.0	2.7	2.4	1.7	1.7	
14	0.0	0.3	2.0	3.0	1.3	
15	0.0	0.0	3.0	2.7	1.3	
16	0.0	0.0	0.0	1.3	0.3	
17 or older	0.0	0.0	0.0	1.3	0.3	
N of Valid	344	328	296	297	1265	
N of Miss	10	8	4	3	25	

Table 77: How old were you when you first: got arrested?










Response	6	8	10	12	Total	
Never	100.0	98.5	97.0	93.9	97.5	
10 or younger	0.0	0.6	1.0	0.0	0.4	
11	0.0	0.0	0.3	0.0	0.1	
12	0.0	0.6	0.3	0.7	0.4	
13	0.0	0.0	0.7	1.0	0.4	
14	0.0	0.3	0.0	0.0	0.1	
15	0.0	0.0	0.7	1.7	0.6	
16	0.0	0.0	0.0	1.0	0.2	
17 or older	0.0	0.0	0.0	1.7	0.4	
N of Valid	342	331	297	295	1265	
N of Miss	12	5	3	5	25	



Table 78: How old were you when you first: carried a handgun?










Response	6	8	10	12	Total	
Never	97.3	95.1	95.6	93.6	95.5	
10 or younger	1.5	1.8	2.4	1.7	1.8	
11	0.9	0.3	0.0	0.0	0.3	
12	0.3	1.2	0.7	0.3	0.6	
13	0.0	1.2	0.0	0.0	0.3	
14	0.0	0.3	0.3	0.7	0.3	
15	0.0	0.0	0.7	0.7	0.3	
16	0.0	0.0	0.3	0.7	0.2	
17 or older	0.0	0.0	0.0	2.4	0.6	
N of Valid	338	327	297	295	1257	
N of Miss	16	9	3	5	33	

Table 79: How old were you when you first: used e-cigarettes, e-cigars, or e-hookahs?










Response	6	8	10	12	Total	
Never	98.3	91.8	86.2	63.9	85.7	
10 or younger	0.9	0.9	0.7	0.0	0.6	
11	0.9	1.5	0.7	0.0	0.8	
12	0.0	1.8	3.4	0.7	1.4	
13	0.0	3.3	2.4	3.7	2.3	
14	0.0	0.6	3.4	3.7	1.8	
15	0.0	0.0	2.4	10.8	3.1	
16	0.0	0.0	1.0	12.2	3.1	
17 or older	0.0	0.0	0.0	5.1	1.2	
N of Valid	343	329	297	296	1265	
N of Miss	11	7	3	4	25	

Table 80: How old were you when you first: belonged to a gang?










Response	6	8	10	12	Total	
Never	97.7	98.2	98.7	98.3	98.2	
10 or younger	0.9	0.3	0.3	0.0	0.4	
11	1.2	0.3	0.0	0.0	0.4	
12	0.0	0.3	0.0	0.0	0.1	
13	0.0	0.6	0.0	0.3	0.2	
14	0.0	0.3	0.0	0.7	0.2	
15	0.0	0.0	0.3	0.3	0.2	
16	0.0	0.0	0.7	0.0	0.2	
17 or older	0.3	0.0	0.0	0.3	0.2	
N of Valid	344	329	297	296	1266	
N of Miss	10	7	3	4	24	

Table 81: How old were you when you first: used prescription drugs not prescribed to you?










Response	6	8	10	12	Total	
Never	99.1	97.9	88.9	81.4	92.2	
10 or younger	0.3	0.3	1.0	0.3	0.5	
11	0.3	0.6	0.3	0.0	0.3	
12	0.3	0.6	0.7	0.7	0.6	
13	0.0	0.6	2.4	3.4	1.5	
14	0.0	0.0	1.7	2.7	1.0	
15	0.0	0.0	3.7	4.1	1.8	
16	0.0	0.0	1.3	4.4	1.3	
17 or older	0.0	0.0	0.0	3.0	0.7	
N of Valid	342	328	297	296	1263	
N of Miss	12	8	3	4	27	

Table 82: How wrong do you think it is for someone your age to: take a handgun to school?





Response	6	8	10	12	Total	
Very wrong	94.8	87.6	82.2	82.8	87.2	
Wrong	4.6	10.6	12.4	11.1	9.5	
A little bit wrong	0.6	1.5	3.7	4.1	2.4	
Not at all wrong	0.0	0.3	1.7	2.0	0.9	
N of Valid	347	330	298	296	1271	
N of Miss	7	6	2	4	19	

Table 83: How wrong do you think it is for someone your age to: steal anything?





Response	6	8	10	12	Total	
Very wrong	75.7	69.4	65.2	61.0	68.2	
Wrong	22.3	23.3	28.4	31.2	26.1	
A little bit wrong	2.0	7.0	6.4	7.1	5.5	
Not at all wrong	0.0	0.3	0.0	0.7	0.2	
N of Valid	345	330	299	295	1269	
N of Miss	9	6	1	5	21	

Table 84: How wrong do you think it is for someone your age to: pick a fight with someone?





Response	6	8	10	12	Total	
Very wrong	59.9	44.2	32.8	32.8	43.1	
Wrong	31.3	36.0	37.5	39.2	35.8	
A little bit wrong	7.6	15.9	26.0	22.3	17.5	
Not at all wrong	1.2	4.0	3.7	5.7	3.6	
N of Valid	342	328	296	296	1262	
N of Miss	12	8	4	4	28	

Table 85: How wrong do you think it is for someone your age to: attack someone with the idea of seriously hurting them?





Response	6	8	10	12	Total	
Very wrong	91.9	83.3	71.9	70.9	80.1	
Wrong	6.1	13.3	20.0	21.6	14.8	
A little bit wrong	1.2	1.8	6.8	4.7	3.5	
Not at all wrong	0.9	1.5	1.4	2.7	1.6	
N of Valid	346	330	295	296	1267	
N of Miss	8	6	5	4	23	

Table 86: How wrong do you think it is for someone your age to: stay away from school all day when their parents think they are at school?





Response	6	8	10	12	Total	
Very wrong	84.0	66.8	54.5	37.4	61.7	
Wrong	13.4	25.3	31.3	35.7	25.9	
A little bit wrong	2.0	6.7	11.1	21.2	9.9	
Not at all wrong	0.6	1.2	3.0	5.7	2.5	
N of Valid	344	328	297	297	1266	
N of Miss	10	8	3	3	24	

Table 87: How wrong do you think it is for someone your age to: drink beer, wine or hard liquor (for example, vodka, whiskey, or gin) regularly?





Response	6	8	10	12	Total	
Very wrong	96.5	76.4	50.2	32.1	65.4	
Wrong	2.9	14.5	21.5	21.3	14.6	
A little bit wrong	0.3	6.3	23.2	33.1	14.9	
Not at all wrong	0.3	2.7	5.1	13.5	5.1	
N of Valid	345	331	297	296	1269	
N of Miss	9	5	3	4	21	

Table 88: How wrong do you think it is for someone your age to: smoke cigarettes?


Response	6	8	10	12	Total	
Very wrong	94.8	81.5	56.2	37.2	68.8	
Wrong	4.9	13.0	25.8	21.3	15.7	
A little bit wrong	0.3	4.2	13.7	26.0	10.5	
Not at all wrong	0.0	1.2	4.3	15.5	5.0	
N of Valid	346	330	299	296	1271	
N of Miss	8	6	1	4	19	

Table 89: How wrong do you think it is for someone your age to: smoke marijuana?


Response	6	8	10	12	Total	
Very wrong	99.1	79.1	60.7	38.0	70.6	
Wrong	0.9	8.6	14.8	21.7	11.0	
A little bit wrong	0.0	7.4	12.4	14.6	8.3	
Not at all wrong	0.0	4.9	12.1	25.8	10.2	
N of Valid	341	326	298	295	1260	
N of Miss	13	10	2	5	30	

Table 90: How wrong do you think it is for someone your age to: use prescription drugs or non-prescription drugs for the purpose of getting high?


Response	6	8	10	12	Total	
Very wrong	98.5	92.4	82.1	70.5	86.5	
Wrong	1.5	6.1	12.2	19.7	9.4	
A little bit wrong	0.0	1.2	4.7	6.8	3.0	
Not at all wrong	0.0	0.3	1.0	3.1	1.0	
N of Valid	342	327	296	295	1260	
N of Miss	12	9	4	5	30	

Table 91: How wrong do you think it is for someone your age to: use synthetic marijuana (K2, spice) or bath salts?

Response	6	8	10	12	Total	
Very wrong	97.3	91.2	85.5	82.1	89.3	
Wrong	2.4	7.0	10.5	12.5	7.9	
A little bit wrong	0.3	1.2	3.4	3.0	1.9	
Not at all wrong	0.0	0.6	0.7	2.4	0.9	
N of Valid	334	330	296	296	1256	
N of Miss	20	6	4	4	34	

Table 92: How wrong do you think it is for someone your age to: use LSD, cocaine, amphetamines or another illegal drug?

Response	6	8	10	12	Total	
Very wrong	98.8	93.5	89.5	80.1	90.8	
Wrong	1.2	5.2	7.1	10.5	5.8	
A little bit wrong	0.0	0.9	2.7	6.4	2.4	
Not at all wrong	0.0	0.3	0.7	3.0	1.0	
N of Valid	341	324	295	296	1256	
N of Miss	13	12	5	4	34	

Table 93: How wrong do you think it is for someone your age to: use e-cigarettes, e-cigars or e-hookahs?

Response	6	8	10	12	Total	
Very wrong	95.6	77.0	62.8	35.1	68.8	
Wrong	3.5	12.3	15.2	19.9	12.4	
A little bit wrong	0.9	8.0	13.9	19.9	10.3	
Not at all wrong	0.0	2.8	8.1	25.0	8.5	
N of Valid	339	326	296	296	1257	
N of Miss	15	10	4	4	33	

Table 94: At school during the past 12 months, did you receive help from the resource teacher, speech therapist or other special education teacher?



Response	6	8	10	12	Total	
No	84.6	89.0	86.0	93.9	88.3	
Yes	15.4	11.0	14.0	6.1	11.7	
N of Valid	305	300	265	263	1133	
N of Miss	49	36	35	37	157	

Table 95: How many times in the past year (12 months) have you: been suspended from school?







Response	6	8	10	12	Total	
Never	97.7	93.3	93.6	93.9	94.7	
1 to 2 times	2.0	6.4	5.4	5.4	4.7	
3 to 5 times	0.3	0.0	1.0	0.0	0.3	
6 to 9 times	0.0	0.3	0.0	0.0	0.1	
10 to 19 times	0.0	0.0	0.0	0.3	0.1	
20 to 29 times	0.0	0.0	0.0	0.3	0.1	
30 to 39 times	0.0	0.0	0.0	0.0	0.0	
40+ times	0.0	0.0	0.0	0.0	0.0	
N of Valid	343	330	296	296	1265	
N of Miss	11	6	4	4	25	

Table 96: How many times in the past year (12 months) have you: carried a handgun?








Response	6	8	10	12	Total	
Never	95.9	95.2	96.6	94.6	95.6	
1 to 2 times	2.4	2.7	1.7	1.7	2.1	
3 to 5 times	0.3	0.6	0.0	1.4	0.6	
6 to 9 times	0.3	0.3	0.0	0.7	0.3	
10 to 19 times	0.9	0.6	1.0	0.3	0.7	
20 to 29 times	0.0	0.0	0.0	0.3	0.1	
30 to 39 times	0.0	0.0	0.0	0.0	0.0	
40+ times	0.3	0.6	0.7	1.0	0.6	
N of Valid	340	330	296	296	1262	
N of Miss	14	6	4	4	28	

Table 97: How many times in the past year (12 months) have you: sold illegal drugs?









Response	6	8	10	12	Total	
Never	100.0	98.5	96.6	91.9	96.9	
1 to 2 times	0.0	1.2	2.0	2.4	1.4	
3 to 5 times	0.0	0.0	0.7	1.4	0.5	
6 to 9 times	0.0	0.0	0.0	1.0	0.2	
10 to 19 times	0.0	0.0	0.0	0.7	0.2	
20 to 29 times	0.0	0.0	0.0	1.0	0.2	
30 to 39 times	0.0	0.0	0.3	0.0	0.1	
40+ times	0.0	0.3	0.3	1.7	0.6	
N of Valid	338	328	295	296	1257	
N of Miss	16	8	5	4	33	

Table 98: How many times in the past year (12 months) have you: stolen or tried to steal a motor vehicle such as a car or motorcycle?






Response	6	8	10	12	Total	
Never	99.4	99.7	99.3	99.3	99.4	
1 to 2 times	0.3	0.3	0.0	0.7	0.3	
3 to 5 times	0.0	0.0	0.3	0.0	0.1	
6 to 9 times	0.3	0.0	0.0	0.0	0.1	
10 to 19 times	0.0	0.0	0.3	0.0	0.1	
20 to 29 times	0.0	0.0	0.0	0.0	0.0	
30 to 39 times	0.0	0.0	0.0	0.0	0.0	
40+ times	0.0	0.0	0.0	0.0	0.0	
N of Valid	340	330	297	295	1262	
N of Miss	14	6	3	5	28	



Table 99: How many times in the past year (12 months) have you: participated in clubs, organizations or activities at school?









Response	6	8	10	12	Total	
Never	28.1	25.5	21.7	20.6	24.1	
1 to 2 times	27.8	15.2	16.6	13.5	18.5	
3 to 5 times	14.3	17.3	14.2	14.2	15.1	
6 to 9 times	8.1	8.2	8.1	8.8	8.3	
10 to 19 times	9.3	6.1	8.8	9.1	8.3	
20 to 29 times	2.4	6.7	7.1	3.7	4.9	
30 to 39 times	2.4	4.0	3.4	4.1	3.4	
40+ times	7.8	17.0	20.0	26.0	17.4	
N of Valid	335	329	295	296	1255	
N of Miss	19	7	5	4	35	

Table 100: How many times in the past year (12 months) have you: been arrested?





Response	6	8	10	12	Total	
Never	100.0	98.8	98.0	95.9	98.3	
1 to 2 times	0.0	0.9	1.7	3.7	1.5	
3 to 5 times	0.0	0.0	0.0	0.0	0.0	
6 to 9 times	0.0	0.3	0.0	0.3	0.2	
10 to 19 times	0.0	0.0	0.0	0.0	0.0	
20 to 29 times	0.0	0.0	0.3	0.0	0.1	
30 to 39 times	0.0	0.0	0.0	0.0	0.0	
40+ times	0.0	0.0	0.0	0.0	0.0	
N of Valid	343	327	294	296	1260	
N of Miss	11	9	6	4	30	

Table 101: How many times in the past year (12 months) have you: attacked someone with the idea of seriously hurting them?








Response	6	8	10	12	Total	
Never	94.7	94.5	92.9	92.9	93.8	
1 to 2 times	2.9	3.6	5.1	5.4	4.2	
3 to 5 times	1.8	1.2	1.0	1.4	1.3	
6 to 9 times	0.0	0.3	0.3	0.3	0.2	
10 to 19 times	0.3	0.3	0.0	0.0	0.2	
20 to 29 times	0.0	0.0	0.3	0.0	0.1	
30 to 39 times	0.0	0.0	0.0	0.0	0.0	
40+ times	0.3	0.0	0.3	0.0	0.2	
N of Valid	341	330	297	296	1264	
N of Miss	13	6	3	4	26	

Table 102: How many times in the past year (12 months) have you: been drunk or high at school?









Response	6	8	10	12	Total	
Never	99.7	96.3	90.5	89.2	94.2	
1 to 2 times	0.3	2.4	5.1	5.7	3.2	
3 to 5 times	0.0	0.0	2.0	1.0	0.7	
6 to 9 times	0.0	0.3	1.0	1.0	0.6	
10 to 19 times	0.0	0.6	0.7	0.7	0.5	
20 to 29 times	0.0	0.0	0.3	1.0	0.3	
30 to 39 times	0.0	0.0	0.3	0.3	0.2	
40+ times	0.0	0.3	0.0	1.0	0.3	
N of Valid	342	328	296	296	1262	
N of Miss	12	8	4	4	28	

Table 103: How many times in the past year (12 months) have you: taken a handgun to school?




Response	6	8	10	12	Total	
Never	100.0	100.0	99.7	99.7	99.8	
1 to 2 times	0.0	0.0	0.0	0.3	0.1	
3 to 5 times	0.0	0.0	0.0	0.0	0.0	
6 to 9 times	0.0	0.0	0.0	0.0	0.0	
10 to 19 times	0.0	0.0	0.0	0.0	0.0	
20 to 29 times	0.0	0.0	0.0	0.0	0.0	
30 to 39 times	0.0	0.0	0.0	0.0	0.0	
40+ times	0.0	0.0	0.3	0.0	0.1	
N of Valid	340	330	297	295	1262	
N of Miss	14	6	3	5	28	

Table 104: Are you currently on probation, or assigned a probation officer with Juvenile Court?



Response	6	8	10	12	Total	
No	99.7	99.7	99.6	98.6	99.4	
Yes	0.3	0.3	0.4	1.4	0.6	
N of Valid	298	300	275	285	1158	
N of Miss	56	36	25	15	132	

Table 105: Have you ever belonged to a gang?






Response	6	8	10	12	Total	
No	96.3	96.1	96.3	94.9	95.9	
No, but would like to	0.9	2.4	1.0	2.4	1.7	
Yes, in the past	1.2	0.6	1.7	1.7	1.3	
Yes, belong now	1.4	0.9	0.7	1.0	1.0	
Yes, but would like to get out	0.3	0.0	0.3	0.0	0.2	
N of Valid	347	331	297	295	1270	
N of Miss	7	5	3	5	20	

Table 106: If you have ever belonged to a gang, did that gang have a name?

Response	6	8	10	12	Total
No	10.9	7.1	5.4	11.6	8.8
Yes	2.1	1.2	2.7	2.4	2.1
I have never belonged to a gang	87.1	91.7	91.9	86.0	89.1
N of Valid	340	326	295	292	1253
N of Miss	14	10	5	8	37

Table 107: You are at a party at someone's house, and one of your friends offers you a drink containing alcohol. What would you say or do?

Response	6	8	10	12	Total
Drink it	0.9	10.0	26.7	47.6	20.1
Tell your friend, 'No thanks, I don't drink' and suggest that you and your friend go and do something else	53.4	45.3	34.8	24.0	40.2
Just say, 'No thanks' and walk away	30.2	31.3	27.7	22.9	28.2
Make up a good excuse, tell your friend you had something else to do, and leave	15.5	13.4	10.8	5.5	11.5
N of Valid	348	329	296	292	1265
N of Miss	6	7	4	8	25

Table 108: How often do you attend religious services or activities?

Response	6	8	10	12	Total
Never	14.7	11.5	16.5	19.7	15.5
Rarely	18.3	18.2	21.2	26.5	20.9
1-2 Times a Month	11.7	10.0	13.8	14.6	12.4
About Once a Week or More	55.3	60.3	48.5	39.1	51.2
N of Valid	333	330	297	294	1254
N of Miss	21	6	3	6	36

Table 109: I think sometimes it's okay to cheat at school.





Response	6	8	10	12	Total	
NO!	80.1	50.6	21.7	16.0	43.9	
no	18.2	37.3	45.8	35.5	33.6	
yes	1.4	11.2	28.8	40.6	19.5	
YES!	0.3	0.9	3.7	7.8	3.0	
N of Valid	346	330	295	293	1264	
N of Miss	8	6	5	7	26	

Table 110: It is important to think before you act.





Response	6	8	10	12	Total	
NO!	0.9	1.5	1.7	1.7	1.4	
no	0.6	2.1	1.4	1.0	1.3	
yes	19.9	35.2	38.0	40.4	32.9	
YES!	78.6	61.2	59.0	56.8	64.4	
N of Valid	341	330	295	292	1258	
N of Miss	13	6	5	8	32	

Table 111: Sometimes I think that life is not worth it.





Response	6	8	10	12	Total	
NO!	63.2	48.0	37.9	36.9	47.1	
no	23.1	24.0	25.3	28.3	25.1	
yes	11.4	20.6	24.6	26.3	20.4	
YES!	2.4	7.4	12.3	8.5	7.5	
N of Valid	334	325	293	293	1245	
N of Miss	20	11	7	7	45	

Table 112: At times I think I am no good at all.

Response	6	8	10	12	Total	
NO!	37.2	35.3	24.8	26.1	31.2	
no	24.5	26.1	25.2	30.9	26.6	
yes	29.8	27.9	32.7	31.3	30.3	
YES!	8.6	10.7	17.3	11.7	11.9	
N of Valid	339	326	294	291	1250	
N of Miss	15	10	6	9	40	

Table 113: All in all, I am inclined to think that I am a failure.

Response	6	8	10	12	Total	
NO!	58.3	52.4	40.3	34.8	47.0	
no	26.3	24.4	33.1	40.3	30.7	
yes	12.1	14.0	16.0	17.1	14.7	
YES!	3.3	9.1	10.6	7.8	7.6	
N of Valid	338	328	293	293	1252	
N of Miss	16	8	7	7	38	

Table 114: In the past year, have you felt depressed or sad MOST days, even if you felt okay sometimes?

Response	6	8	10	12	Total	
NO!	44.1	37.9	30.3	27.9	35.4	
no	26.3	21.8	26.2	29.3	25.8	
yes	21.9	23.9	26.9	28.6	25.2	
YES!	7.7	16.4	16.7	14.3	13.6	
N of Valid	338	330	294	294	1256	
N of Miss	16	6	6	6	34	

Table 115: It is all right to beat up people if they start the fight.





Response	6	8	10	12	Total	
NO!	63.6	33.7	25.8	24.5	37.7	
no	19.8	27.4	25.8	24.8	24.4	
yes	12.4	25.8	28.8	26.9	23.2	
YES!	4.1	13.1	19.7	23.8	14.7	
N of Valid	338	329	295	294	1256	
N of Miss	16	7	5	6	34	

Table 116: I think it is okay to take something without asking if you can get away with it.





Response	6	8	10	12	Total	
NO!	86.2	71.4	60.3	56.8	69.4	
no	13.2	25.2	34.9	35.4	26.6	
yes	0.3	2.4	4.4	6.8	3.3	
YES!	0.3	0.9	0.3	1.0	0.6	
N of Valid	340	329	295	294	1258	
N of Miss	14	7	5	6	32	

Table 117: Where do you get the most information about living a drug and alcohol free life? Parents/guardians





Response	6	8	10	12	Total	
All the time	51.5	46.8	45.4	33.2	44.6	
Most	22.9	20.2	19.1	27.3	22.3	
Some	14.8	20.8	23.5	27.0	21.3	
Very little	10.8	12.2	11.9	12.5	11.8	
N of Valid	332	327	293	289	1241	
N of Miss	22	9	7	11	49	

Table 118: Where do you get the most information about living a drug and alcohol free life? Friends





Response	6	8	10	12	Total	
All the time	20.0	12.7	8.3	6.6	12.2	
Most	14.5	13.4	14.8	17.7	15.0	
Some	24.3	30.4	31.7	26.4	28.2	
Very little	41.2	43.5	45.2	49.3	44.7	
N of Valid	325	322	290	288	1225	
N of Miss	29	14	10	12	65	

Table 119: Where do you get the most information about living a drug and alcohol free life? Family members





Response	6	8	10	12	Total	
All the time	44.2	37.5	30.1	21.8	33.8	
Most	19.9	20.0	24.3	27.3	22.7	
Some	22.7	23.7	22.9	24.9	23.5	
Very little	13.2	18.8	22.6	26.0	19.9	
N of Valid	326	325	292	289	1232	
N of Miss	28	11	8	11	58	

Table 120: Where do you get the most information about living a drug and alcohol free life? School





Response	6	8	10	12	Total	
All the time	65.2	68.9	50.5	33.2	55.2	
Most	20.3	20.0	27.8	29.1	24.0	
Some	5.8	5.5	14.8	21.8	11.6	
Very little	8.8	5.5	6.9	15.9	9.1	
N of Valid	330	325	291	289	1235	
N of Miss	24	11	9	11	55	



Table 121: Where do you get the most information about living a drug and alcohol free life? Internet





Response	6	8	10	12	Total	
All the time	14.8	12.5	11.1	7.3	11.5	
Most	10.1	11.8	8.0	15.6	11.3	
Some	22.3	30.2	33.9	24.3	27.6	
Very little	52.8	45.5	47.1	52.8	49.5	
N of Valid	318	321	289	288	1216	
N of Miss	36	15	11	12	74	

Table 122: Where do you get the most information about living a drug and alcohol free life? TV





Response	6	8	10	12	Total	
All the time	16.2	14.1	12.0	10.5	13.3	
Most	15.6	15.6	10.3	15.3	14.3	
Some	25.4	32.8	32.6	24.0	28.7	
Very little	42.8	37.5	45.0	50.2	43.7	
N of Valid	327	320	291	287	1225	
N of Miss	27	16	9	13	65	

Table 123: Where do you get the most information about living a drug and alcohol free life? Social media





Response	6	8	10	12	Total	
All the time	11.9	11.4	8.6	9.7	10.5	
Most	8.8	7.9	7.9	11.1	8.9	
Some	19.2	26.2	26.6	26.0	24.4	
Very little	60.1	54.6	56.9	53.1	56.2	
N of Valid	318	317	290	288	1213	
N of Miss	36	19	10	12	77	

Table 124: How much do you think people risk harming themselves (physically or in other ways) if they: smoked one or more packs of cigarettes per day?





Response	6	8	10	12	Total	
No risk	7.4	2.7	3.1	4.5	4.5	
Slight risk	5.4	4.0	4.7	4.1	4.6	
Moderate risk	15.5	20.1	26.4	23.0	21.0	
Great risk	71.7	73.2	65.8	68.4	69.9	
N of Valid	336	328	295	291	1250	
N of Miss	18	8	5	9	40	

Table 125: How much do you think people risk harming themselves (physically or in other ways) if they: try marijuana once or twice?





Response	6	8	10	12	Total	
No risk	7.7	16.1	33.7	51.7	26.4	
Slight risk	18.8	29.2	29.9	22.1	25.0	
Moderate risk	26.8	23.1	18.7	9.7	19.9	
Great risk	46.8	31.6	17.7	16.6	28.8	
N of Valid	325	329	294	290	1238	
N of Miss	29	7	6	10	52	

Table 126: How much do you think people risk harming themselves (physically or in other ways) if they: smoke marijuana once or twice a week?





Response	6	8	10	12	Total	
No risk	7.1	12.7	20.6	35.2	18.4	
Slight risk	5.3	12.4	18.5	23.7	14.6	
Moderate risk	19.8	23.8	26.5	14.6	21.2	
Great risk	67.8	51.1	34.5	26.5	45.8	
N of Valid	323	323	287	287	1220	
N of Miss	31	13	13	13	70	

Table 127: How much do you think people risk harming themselves (physically or in other ways) if they: take one or two drinks of an alcoholic beverage (beer, wine, liquor) nearly every day?


Response	6	8	10	12	Total	
No risk	8.1	6.7	7.1	14.5	9.0	
Slight risk	13.8	18.0	21.8	24.8	19.4	
Moderate risk	25.5	32.4	35.0	32.4	31.2	
Great risk	52.6	42.8	36.1	28.3	40.4	
N of Valid	333	327	294	290	1244	
N of Miss	21	9	6	10	46	

Table 128: How much do you think people risk harming themselves (physically or in other ways) if they: have five or more drinks of an alcoholic beverage once or twice a weekend?

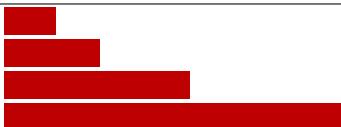
Response	6	8	10	12	Total	
No risk	6.6	4.0	4.4	8.7	5.9	
Slight risk	6.9	10.3	13.9	22.5	13.1	
Moderate risk	20.1	27.7	31.6	33.9	28.0	
Great risk	66.4	58.1	50.0	34.9	53.0	
N of Valid	333	329	294	289	1245	
N of Miss	21	7	6	11	45	

Table 129: How much do you think people risk harming themselves (physically or in other ways) if they: use prescription drugs that are not prescribed to them?


Response	6	8	10	12	Total	
No risk	6.3	2.8	3.1	4.1	4.1	
Slight risk	2.4	4.6	6.1	6.6	4.8	
Moderate risk	16.0	16.8	20.8	20.3	18.4	
Great risk	75.3	75.8	70.0	69.0	72.7	
N of Valid	332	327	293	290	1242	
N of Miss	22	9	7	10	48	

Table 130: How much do you think people risk harming themselves (physically or in other ways) if they: use non-prescription drugs to get high?


Response	6	8	10	12	Total	
No risk	6.0	2.7	3.1	4.1	4.0	
Slight risk	3.3	1.8	4.7	5.2	3.7	
Moderate risk	8.7	16.8	19.7	20.3	16.1	
Great risk	81.9	78.7	72.5	70.3	76.1	
N of Valid	332	328	295	290	1245	
N of Miss	22	8	5	10	45	

Table 131: How much do you think people risk harming themselves (physically or in other ways) if they: use e-cigarettes, e-cigars, or e-hookahs?

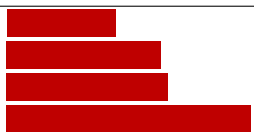
Response	6	8	10	12	Total	
No risk	8.3	10.8	15.1	29.0	15.4	
Slight risk	9.5	20.0	32.5	31.4	22.9	
Moderate risk	24.2	25.8	26.7	19.0	24.0	
Great risk	58.0	43.4	25.7	20.7	37.7	
N of Valid	326	325	292	290	1233	
N of Miss	28	11	8	10	57	

Table 132: Have you ever used smokeless tobacco (chew, snuff, plug, dipping tobacco, or chewing tobacco)?


Response	6	8	10	12	Total	
Never	98.5	90.0	83.8	73.3	87.0	
Once or Twice	1.2	7.0	11.4	12.5	7.7	
Once in a while but not regularly	0.3	1.5	1.3	3.5	1.6	
Regularly in the past	0.0	0.3	1.3	4.2	1.4	
Regularly now	0.0	1.2	2.0	6.6	2.3	
N of Valid	343	329	297	288	1257	
N of Miss	11	7	3	12	33	

Table 133: How often have you used smokeless tobacco during the past 30 days?


Response	6	8	10	12	Total	
Not at all	100.0	96.6	94.9	87.5	95.1	
Once or twice	0.0	2.1	2.7	4.2	2.2	
Once or twice per week	0.0	0.0	0.3	1.0	0.3	
Three to five times per week	0.0	0.3	0.3	0.7	0.3	
About once a day	0.0	0.3	0.3	1.4	0.5	
More than once a day	0.0	0.6	1.4	5.2	1.7	
N of Valid	342	328	296	287	1253	
N of Miss	12	8	4	13	37	

Table 134: Have you ever smoked cigarettes?


Response	6	8	10	12	Total	
Never	96.8	84.8	73.2	53.1	78.0	
Once or Twice	3.2	11.0	11.4	14.2	9.7	
Once in a while but not regularly	0.0	1.8	8.7	16.0	6.2	
Regularly in the past	0.0	1.8	3.0	6.2	2.6	
Regularly now	0.0	0.6	3.7	10.4	3.4	
N of Valid	339	328	298	288	1253	
N of Miss	15	8	2	12	37	

Table 135: How frequently have you smoked cigarettes during the past 30 days?


Response	6	8	10	12	Total	
Not at all	100.0	97.9	88.5	75.3	91.1	
Less than one cigarette per day	0.0	1.5	7.4	12.2	4.9	
One to five cigarettes per day	0.0	0.6	2.7	7.0	2.4	
About one-half pack per day	0.0	0.0	1.0	4.2	1.2	
About one pack per day	0.0	0.0	0.0	1.0	0.2	
About one and one-half packs per day	0.0	0.0	0.3	0.3	0.2	
Two packs or more per day	0.0	0.0	0.0	0.0	0.0	
N of Valid	341	330	296	287	1254	
N of Miss	13	6	4	13	36	

Table 136: Which statement best describes rules about smoking inside your home or your family cars?






Response	6	8	10	12	Total	
Smoking is not allowed anywhere inside your home or cars	73.5	69.1	70.3	68.3	70.4	
Smoking is allowed in some places and at some times or in some cars	8.0	12.1	11.8	17.4	12.2	
Smoking is allowed anywhere inside the home or cars	2.1	5.5	2.4	2.8	3.2	
There are no rules about smoking inside the home or cars	1.5	3.9	5.4	5.2	3.9	
I don't know	14.9	9.4	10.1	6.3	10.3	
N of Valid	336	330	296	287	1249	
N of Miss	18	6	4	13	41	

Table 137: Have you ever used e-cigarettes, e-cigars, or e-hookahs?






Response	6	8	10	12	Total	
Never	97.6	91.2	79.3	55.2	81.8	
Once or Twice	1.8	5.5	11.2	18.1	8.7	
Once in a while but not regularly	0.3	2.1	5.4	13.5	5.0	
Regularly in the past	0.0	1.2	2.7	8.3	2.9	
Regularly now	0.3	0.0	1.4	4.9	1.5	
N of Valid	337	330	295	288	1250	
N of Miss	17	6	5	12	40	

Table 138: How frequently have you used e-cigarettes, e-cigars, or e-hookahs?

Response	6	8	10	12	Total	
Not at all	99.7	96.3	90.2	75.6	91.0	
Less than 10 puffs per day	0.3	2.8	6.8	14.3	5.7	
10 to 50 puffs per day	0.0	0.9	1.4	5.6	1.8	
About one-half cartomiser per day	0.0	0.0	0.7	1.7	0.6	
About one cartomiser per day	0.0	0.0	0.7	1.7	0.6	
About one and one-half cartomisers per day	0.0	0.0	0.0	0.3	0.1	
Two cartomisers or more per day	0.0	0.0	0.3	0.7	0.2	
N of Valid	334	327	296	287	1244	
N of Miss	20	9	4	13	46	

Table 139: During this school year, were you taught in any of your classes about the dangers of tobacco use?

Response	6	8	10	12	Total	
Never	8.4	5.5	26.5	45.6	20.5	
Rarely	13.8	12.2	19.7	22.6	16.8	
Sometimes	25.2	28.0	32.3	19.5	26.3	
Often	29.7	29.6	14.6	8.0	21.1	
Almost always	22.8	24.7	6.8	4.2	15.2	
N of Valid	333	328	294	287	1242	
N of Miss	21	8	6	13	48	

Table 140: During the past 12 months, have you participated in any community activities to discourage people your age from using cigarettes, chewing tobacco, snuff, dip or cigars, e-cigarettes, e-cigars, or e-hookahs?

Response	6	8	10	12	Total	
Never	60.1	40.9	61.8	73.8	58.6	
Rarely	9.5	22.8	17.2	9.1	14.7	
Sometimes	12.8	18.2	14.2	11.5	14.3	
Often	10.1	9.8	3.7	3.1	6.9	
Almost always	7.6	8.3	3.0	2.4	5.5	
N of Valid	328	325	296	286	1235	
N of Miss	26	11	4	14	55	

Table 141: Think back over the last two weeks. How many times have you had five or more alcoholic drinks in a row?

Response	6	8	10	12	Total	
None	100.0	96.0	90.2	75.5	91.0	
Once	0.0	2.4	4.4	7.0	3.3	
Twice	0.0	0.9	2.0	10.5	3.1	
3-5 times	0.0	0.6	2.7	4.9	1.9	
6-9 times	0.0	0.0	0.0	0.3	0.1	
10 or more times	0.0	0.0	0.7	1.7	0.6	
N of Valid	334	328	295	286	1243	
N of Miss	20	8	5	14	47	

Table 142: During the past 30 days, how many times did you ride in a car or other vehicle driven by someone who had been drinking alcohol or using drugs to get high?

Response	6	8	10	12	Total	
0 times	96.1	92.6	88.8	86.4	91.2	
1 time	2.7	4.6	5.4	5.6	4.5	
2 or 3 times	0.9	2.8	3.1	3.8	2.6	
4 or 5 times	0.0	0.0	0.3	1.7	0.5	
6 or more times	0.3	0.0	2.4	2.4	1.2	
N of Valid	333	326	294	286	1239	
N of Miss	21	10	6	14	51	

Table 143: During the past 30 days, how many times did you drive a car or other vehicle when you had been drinking alcohol or using drugs to get high?

Response	6	8	10	12	Total	
I did not drive a car in the past 30 days	60.8	61.4	39.2	15.1	45.1	
0 times	39.2	37.0	57.3	75.4	51.4	
1 time	0.0	1.6	2.1	4.6	2.0	
2 or 3 times	0.0	0.0	0.3	2.5	0.7	
4 or 5 times	0.0	0.0	0.7	0.7	0.3	
6 or more times	0.0	0.0	0.3	1.8	0.5	
N of Valid	319	319	288	285	1211	
N of Miss	35	17	12	15	79	



Table 144: If you drank alcohol (not just a sip or taste) in the past year, how did you usually get it?












Response	6	8	10	12	Total	
I did not drink alcohol in the past year	97.8	85.8	69.2	43.1	75.1	
I bought it myself with a fake ID	0.0	0.0	0.3	0.4	0.2	
I bought it myself without a fake ID	0.0	0.0	0.0	1.1	0.2	
I got it from someone I know age 21 or older	0.0	3.4	8.3	28.5	9.5	
I got it from someone I know under age 21	0.0	0.9	5.9	5.3	2.9	
I got it from my brother or sister	0.0	0.9	0.3	1.4	0.7	
I got it from home with my parents' permission	0.3	3.1	4.2	6.8	3.5	
I got it from home without my parents' permission	0.0	3.1	5.2	3.2	2.8	
I got it from another relative	0.0	0.3	1.4	1.4	0.7	
A stranger bought it for me	0.3	0.9	0.7	1.1	0.7	
I took it from a store or shop	0.0	0.0	0.0	0.0	0.0	
Other	1.6	1.5	4.5	7.8	3.7	
N of Valid	322	323	289	281	1215	
N of Miss	32	13	11	19	75	

Table 145: If you drank alcohol (not just a sip or taste) in the past year, where did you usually drink it?










Response	6	8	10	12	Total	
I did not drink alcohol in the past year	98.8	86.4	69.1	44.4	75.9	
At my home	0.6	7.4	11.3	15.4	8.4	
At someone else's home	0.6	4.6	14.4	34.1	12.7	
At an open area like a park, beach, field, back road, woods, or a street corner	0.0	1.2	3.8	5.0	2.4	
At a sporting event or concert	0.0	0.0	0.3	0.4	0.2	
At a restaurant, bar, or a nightclub	0.0	0.3	0.3	0.4	0.2	
At an empty building or a construction site	0.0	0.0	0.0	0.4	0.1	
At a hotel/motel	0.0	0.0	0.0	0.0	0.0	
An a car	0.0	0.0	0.3	0.0	0.1	
At school	0.0	0.0	0.3	0.0	0.1	
N of Valid	321	323	291	279	1214	
N of Miss	33	13	9	21	76	

Table 146: How do you feel about someone your age having one or two drinks of an alcoholic beverage nearly every day?





Response	6	8	10	12	Total	
Neither approve nor disapprove	14.5	21.4	30.7	35.5	25.1	
Somewhat disapprove	3.7	12.4	19.9	24.5	14.7	
Strongly disapprove	73.1	58.4	43.6	37.2	53.8	
Don't know or can't say	8.6	7.8	5.7	2.8	6.4	
N of Valid	324	322	296	282	1224	
N of Miss	30	14	4	18	66	

Table 147: On how many occasions have you had alcoholic beverages (beer, wine or hard liquor) to drink in your lifetime - more than just a few sips?








Response	6	8	10	12	Total	
0	96.4	78.7	56.7	37.0	68.7	
1-2	3.0	13.4	15.4	11.3	10.6	
3-5	0.6	3.7	11.1	8.5	5.7	
6-9	0.0	1.5	5.0	9.2	3.7	
10-19	0.0	1.2	6.0	12.7	4.7	
20-39	0.0	0.6	3.0	8.5	2.8	
40	0.0	0.9	2.7	13.0	3.9	
N of Valid	335	328	298	284	1245	
N of Miss	19	8	2	16	45	

Table 148: On how many occasions have you drunk one of more drinks of an alcoholic beverage during the past 30 days?







Response	6	8	10	12	Total	
0	100.0	94.5	85.5	66.3	87.4	
1-2	0.0	3.6	10.1	16.7	7.2	
3-5	0.0	0.6	1.7	8.5	2.5	
6-9	0.0	0.3	2.0	4.6	1.6	
10-19	0.0	0.9	0.3	2.5	0.9	
20-39	0.0	0.0	0.0	0.0	0.0	
40	0.0	0.0	0.3	1.4	0.4	
N of Valid	331	329	296	282	1238	
N of Miss	23	7	4	18	52	

Table 149: On how many occasions have you used marijuana (grass, pot) or hashish (hash, hash oil) in your lifetime?


Response	6	8	10	12	Total	
0	99.4	92.0	78.0	62.8	84.0	
1-2	0.6	2.4	5.7	7.8	4.0	
3-5	0.0	1.8	4.1	5.3	2.7	
6-9	0.0	0.9	1.7	3.5	1.5	
10-19	0.0	1.2	1.7	6.0	2.1	
20-39	0.0	0.6	2.0	2.5	1.2	
40	0.0	0.9	6.8	12.1	4.6	
N of Valid	333	327	296	282	1238	
N of Miss	21	9	4	18	52	

Table 150: On how many occasions have you used marijuana (grass, pot) or hashish (hash, hash oil) during the past 30 days?


Response	6	8	10	12	Total	
0	100.0	97.9	88.7	82.9	92.9	
1-2	0.0	0.6	5.5	5.4	2.7	
3-5	0.0	0.6	2.4	3.6	1.5	
6-9	0.0	0.3	0.3	1.4	0.5	
10-19	0.0	0.0	0.7	1.8	0.6	
20-39	0.0	0.0	0.7	1.4	0.5	
40	0.0	0.6	1.7	3.6	1.4	
N of Valid	333	328	293	280	1234	
N of Miss	21	8	7	20	56	

Table 151: On how many occasions have you used LSD or other psychedelics in your lifetime?


Response	6	8	10	12	Total	
0	100.0	100.0	97.6	91.9	97.6	
1-2	0.0	0.0	1.4	4.2	1.3	
3-5	0.0	0.0	1.0	2.5	0.8	
6-9	0.0	0.0	0.0	0.4	0.1	
10-19	0.0	0.0	0.0	0.4	0.1	
20-39	0.0	0.0	0.0	0.4	0.1	
40	0.0	0.0	0.0	0.4	0.1	
N of Valid	326	329	296	283	1234	
N of Miss	28	7	4	17	56	

Table 152: On how many occasions have you used LSD or other psychedelics during the past 30 days?

Response	6	8	10	12	Total	
0	100.0	100.0	99.7	96.4	99.1	
1-2	0.0	0.0	0.3	3.2	0.8	
3-5	0.0	0.0	0.0	0.4	0.1	
6-9	0.0	0.0	0.0	0.0	0.0	
10-19	0.0	0.0	0.0	0.0	0.0	
20-39	0.0	0.0	0.0	0.0	0.0	
40	0.0	0.0	0.0	0.0	0.0	
N of Valid	329	328	293	281	1231	
N of Miss	25	8	7	19	59	

Table 153: On how many occasions have you used cocaine or crack in your lifetime?

Response	6	8	10	12	Total	
0	100.0	99.4	99.0	97.9	99.1	
1-2	0.0	0.6	1.0	0.7	0.6	
3-5	0.0	0.0	0.0	0.4	0.1	
6-9	0.0	0.0	0.0	0.7	0.2	
10-19	0.0	0.0	0.0	0.4	0.1	
20-39	0.0	0.0	0.0	0.0	0.0	
40	0.0	0.0	0.0	0.0	0.0	
N of Valid	328	325	295	282	1230	
N of Miss	26	11	5	18	60	

Table 154: On how many occasions have you used cocaine or crack during the past 30 days?

Response	6	8	10	12	Total	
0	100.0	99.7	100.0	98.9	99.7	
1-2	0.0	0.0	0.0	0.0	0.0	
3-5	0.0	0.0	0.0	0.7	0.2	
6-9	0.0	0.3	0.0	0.4	0.2	
10-19	0.0	0.0	0.0	0.0	0.0	
20-39	0.0	0.0	0.0	0.0	0.0	
40	0.0	0.0	0.0	0.0	0.0	
N of Valid	327	322	293	280	1222	
N of Miss	27	14	7	20	68	

Table 155: On how many occasions have you sniffed glue, breathed the contents of an aerosol spray can, or inhaled other gases or sprays, in order to get high in your lifetime?








Response	6	8	10	12	Total	
0	98.5	93.9	92.9	94.7	95.1	
1-2	1.2	2.7	4.4	2.1	2.6	
3-5	0.0	0.6	1.7	0.7	0.7	
6-9	0.0	0.9	0.3	1.4	0.6	
10-19	0.3	0.9	0.3	0.0	0.4	
20-39	0.0	0.3	0.0	0.7	0.2	
40	0.0	0.6	0.3	0.4	0.3	
N of Valid	330	328	297	283	1238	
N of Miss	24	8	3	17	52	

Table 156: On how many occasions have you sniffed glue, breathed the contents of an aerosol spray can, or inhaled other gases or sprays, in order to get high during the past 30 days?






Response	6	8	10	12	Total	
0	99.7	97.2	98.3	98.9	98.5	
1-2	0.3	1.2	1.7	0.4	0.9	
3-5	0.0	1.2	0.0	0.0	0.3	
6-9	0.0	0.0	0.0	0.7	0.2	
10-19	0.0	0.3	0.0	0.0	0.1	
20-39	0.0	0.0	0.0	0.0	0.0	
40	0.0	0.0	0.0	0.0	0.0	
N of Valid	332	327	294	281	1234	
N of Miss	22	9	6	19	56	

Table 157: On how many occasions have you used Daztrex in your lifetime?


Response	6	8	10	12	Total	
0	100.0	100.0	100.0	100.0	100.0	
1-2	0.0	0.0	0.0	0.0	0.0	
3-5	0.0	0.0	0.0	0.0	0.0	
6-9	0.0	0.0	0.0	0.0	0.0	
10-19	0.0	0.0	0.0	0.0	0.0	
20-39	0.0	0.0	0.0	0.0	0.0	
40	0.0	0.0	0.0	0.0	0.0	
N of Valid	327	326	296	282	1231	
N of Miss	27	10	4	18	59	

Table 158: On how many occasions have you used Daztrex during the past 30 days?


Response	6	8	10	12	Total	
0	100.0	100.0	100.0	100.0	100.0	
1-2	0.0	0.0	0.0	0.0	0.0	
3-5	0.0	0.0	0.0	0.0	0.0	
6-9	0.0	0.0	0.0	0.0	0.0	
10-19	0.0	0.0	0.0	0.0	0.0	
20-39	0.0	0.0	0.0	0.0	0.0	
40	0.0	0.0	0.0	0.0	0.0	
N of Valid	323	322	293	281	1219	
N of Miss	31	14	7	19	71	

Table 159: On how many occasions have you used synthetic marijuana (K2, spice) in your lifetime?






Response	6	8	10	12	Total	
0	100.0	98.8	97.3	96.1	98.1	
1-2	0.0	0.9	1.7	2.8	1.3	
3-5	0.0	0.3	0.3	0.7	0.3	
6-9	0.0	0.0	0.7	0.0	0.2	
10-19	0.0	0.0	0.0	0.4	0.1	
20-39	0.0	0.0	0.0	0.0	0.0	
40	0.0	0.0	0.0	0.0	0.0	
N of Valid	329	326	296	282	1233	
N of Miss	25	10	4	18	57	

Table 160: On how many occasions have you used synthetic marijuana (K2, spice) during the past 30 days?




Response	6	8	10	12	Total	
0	100.0	99.1	98.3	100.0	99.3	
1-2	0.0	0.9	1.0	0.0	0.5	
3-5	0.0	0.0	0.7	0.0	0.2	
6-9	0.0	0.0	0.0	0.0	0.0	
10-19	0.0	0.0	0.0	0.0	0.0	
20-39	0.0	0.0	0.0	0.0	0.0	
40	0.0	0.0	0.0	0.0	0.0	
N of Valid	330	325	292	280	1227	
N of Miss	24	11	8	20	63	

Table 161: On how many occasions have you used methamphetamines (meth, speed, crank, crystal meth) in your lifetime?




Response	6	8	10	12	Total	
0	99.7	99.7	99.3	99.6	99.6	
1-2	0.3	0.3	0.3	0.4	0.3	
3-5	0.0	0.0	0.3	0.0	0.1	
6-9	0.0	0.0	0.0	0.0	0.0	
10-19	0.0	0.0	0.0	0.0	0.0	
20-39	0.0	0.0	0.0	0.0	0.0	
40	0.0	0.0	0.0	0.0	0.0	
N of Valid	327	326	296	281	1230	
N of Miss	27	10	4	19	60	

Table 162: On how many occasions have you used methamphetamines (meth, speed, crank, crystal meth) in the past 30 days?


Response	6	8	10	12	Total	
0	100.0	100.0	100.0	100.0	100.0	
1-2	0.0	0.0	0.0	0.0	0.0	
3-5	0.0	0.0	0.0	0.0	0.0	
6-9	0.0	0.0	0.0	0.0	0.0	
10-19	0.0	0.0	0.0	0.0	0.0	
20-39	0.0	0.0	0.0	0.0	0.0	
40	0.0	0.0	0.0	0.0	0.0	
N of Valid	328	321	293	278	1220	
N of Miss	26	15	7	22	70	

Table 163: On how many occasions have you used other chemical products (bath salts, plant food, etc.) in your lifetime?








Response	6	8	10	12	Total	
0	96.0	97.2	98.6	99.3	97.7	
1-2	2.4	1.2	0.3	0.0	1.1	
3-5	0.3	0.3	0.3	0.4	0.3	
6-9	0.3	0.6	0.7	0.4	0.5	
10-19	0.3	0.0	0.0	0.0	0.1	
20-39	0.0	0.6	0.0	0.0	0.2	
40	0.6	0.0	0.0	0.0	0.2	
N of Valid	328	325	296	281	1230	
N of Miss	26	11	4	19	60	

Table 164: On how many occasions have you used other chemical products (bath salts, plant food, etc.) during the past 30 days?





Response	6	8	10	12	Total	
0	98.2	99.1	99.7	100.0	99.2	
1-2	1.2	0.9	0.3	0.0	0.7	
3-5	0.0	0.0	0.0	0.0	0.0	
6-9	0.0	0.0	0.0	0.0	0.0	
10-19	0.0	0.0	0.0	0.0	0.0	
20-39	0.3	0.0	0.0	0.0	0.1	
40	0.3	0.0	0.0	0.0	0.1	
N of Valid	327	322	293	280	1222	
N of Miss	27	14	7	20	68	

Table 165: On how many occasions have you used heroin or other opiates in your lifetime?





Response	6	8	10	12	Total	
0	100.0	99.4	99.7	97.9	99.3	
1-2	0.0	0.3	0.3	1.8	0.6	
3-5	0.0	0.3	0.0	0.0	0.1	
6-9	0.0	0.0	0.0	0.4	0.1	
10-19	0.0	0.0	0.0	0.0	0.0	
20-39	0.0	0.0	0.0	0.0	0.0	
40	0.0	0.0	0.0	0.0	0.0	
N of Valid	325	324	296	281	1226	
N of Miss	29	12	4	19	64	



Table 166: On how many occasions have you used heroin or other opiates during the past 30 days?


Response	6	8	10	12	Total	
0	100.0	99.7	99.7	99.3	99.7	
1-2	0.0	0.3	0.3	0.7	0.3	
3-5	0.0	0.0	0.0	0.0	0.0	
6-9	0.0	0.0	0.0	0.0	0.0	
10-19	0.0	0.0	0.0	0.0	0.0	
20-39	0.0	0.0	0.0	0.0	0.0	
40	0.0	0.0	0.0	0.0	0.0	
N of Valid	327	320	294	280	1221	
N of Miss	27	16	6	20	69	

Table 167: On how many occasions have you used MDMA ('X', 'E', or ecstasy) in your lifetime?


Response	6	8	10	12	Total	
0	100.0	99.7	99.3	96.4	98.9	
1-2	0.0	0.3	0.3	2.8	0.8	
3-5	0.0	0.0	0.0	0.4	0.1	
6-9	0.0	0.0	0.3	0.4	0.2	
10-19	0.0	0.0	0.0	0.0	0.0	
20-39	0.0	0.0	0.0	0.0	0.0	
40	0.0	0.0	0.0	0.0	0.0	
N of Valid	323	322	296	281	1222	
N of Miss	31	14	4	19	68	

Table 168: On how many occasions have you used MDMA ('X', 'E', or ecstasy) during the past 30 days?


Response	6	8	10	12	Total	
0	100.0	100.0	99.7	99.6	99.8	
1-2	0.0	0.0	0.3	0.4	0.2	
3-5	0.0	0.0	0.0	0.0	0.0	
6-9	0.0	0.0	0.0	0.0	0.0	
10-19	0.0	0.0	0.0	0.0	0.0	
20-39	0.0	0.0	0.0	0.0	0.0	
40	0.0	0.0	0.0	0.0	0.0	
N of Valid	323	323	294	279	1219	
N of Miss	31	13	6	21	71	

Table 169: On how many occasions have you taken prescription drugs (such as Valium, Xanax, Ritalin, Adderall, OxyContin, Darvocet, or sleeping pills) not prescribed to you in your lifetime?








Response	6	8	10	12	Total	
0	98.2	97.5	88.8	84.6	92.6	
1-2	0.9	1.2	3.4	3.6	2.2	
3-5	0.3	0.3	3.1	1.8	1.3	
6-9	0.3	0.6	1.0	2.9	1.1	
10-19	0.3	0.0	1.0	2.5	0.9	
20-39	0.0	0.3	1.0	2.5	0.9	
40	0.0	0.0	1.7	2.1	0.9	
N of Valid	327	322	295	280	1224	
N of Miss	27	14	5	20	66	

Table 170: On how many occasions have you taken prescription drugs (such as Valium, Xanax, Ritalin, Adderall, OxyContin, Darvocet, or sleeping pills) not prescribed to you during the past 30 days?








Response	6	8	10	12	Total	
0	99.7	98.8	95.3	93.9	97.1	
1-2	0.3	1.2	2.7	3.2	1.8	
3-5	0.0	0.0	0.7	1.4	0.5	
6-9	0.0	0.0	0.7	0.7	0.3	
10-19	0.0	0.0	0.3	0.4	0.2	
20-39	0.0	0.0	0.3	0.0	0.1	
40	0.0	0.0	0.0	0.4	0.1	
N of Valid	326	322	295	278	1221	
N of Miss	28	14	5	22	69	

Table 171: On how many occasions have you taken non-prescription medicines such as diet pills (for example, Dietac, Dexatrim or Prolamine), stay-awake pills (for example No-Doz, Vivarin, or Wake), or cough or cold medicines (robos, DXM, etc.) to get high in your lifetime?








Response	6	8	10	12	Total	
0	99.4	97.8	93.6	96.4	96.9	
1-2	0.0	0.3	2.0	0.7	0.7	
3-5	0.3	0.6	1.4	1.1	0.8	
6-9	0.0	0.3	1.0	0.7	0.5	
10-19	0.3	0.6	1.4	0.4	0.7	
20-39	0.0	0.0	0.7	0.4	0.2	
40	0.0	0.3	0.0	0.4	0.2	
N of Valid	328	323	295	280	1226	
N of Miss	26	13	5	20	64	

Table 172: On how many occasions have you taken non-prescription medicines such as diet pills (for example, Dietac, Dexatrim or Prolamine), stay-awake pills (for example No-Doz, Vivarin, or Wake), or cough or cold medicines (robos, DXM, etc.) to get high during the past 30 days?





Response	6	8	10	12	Total	
0	100.0	99.1	96.9	97.8	98.5	
1-2	0.0	0.3	2.7	1.8	1.1	
3-5	0.0	0.0	0.0	0.0	0.0	
6-9	0.0	0.6	0.3	0.0	0.2	
10-19	0.0	0.0	0.0	0.4	0.1	
20-39	0.0	0.0	0.0	0.0	0.0	
40	0.0	0.0	0.0	0.0	0.0	
N of Valid	329	322	295	278	1224	
N of Miss	25	14	5	22	66	

Table 173: On how many occasions have you been drunk or very high from drinking alcoholic beverages during the past 30 days?







Response	6	8	10	12	Total	
0	100.0	98.2	90.8	79.5	92.7	
1-2	0.0	0.9	6.4	10.1	4.1	
3-5	0.0	0.3	1.4	5.8	1.7	
6-9	0.0	0.3	0.3	2.9	0.8	
10-19	0.0	0.0	0.7	1.4	0.5	
20-39	0.0	0.0	0.0	0.0	0.0	
40	0.0	0.3	0.3	0.4	0.2	
N of Valid	330	325	295	278	1228	
N of Miss	24	11	5	22	62	

Table 174: On how many occasions have you drunk flavored alcoholic beverages, sometimes called 'alcopops' (like Mike's Hard Lemonade, Smirnoff Ice, Bacardi Breezers, etc.) in your lifetime?








Response	6	8	10	12	Total	
0	99.1	89.9	71.6	52.0	79.3	
1-2	0.9	5.5	11.5	10.3	6.8	
3-5	0.0	2.1	7.4	8.2	4.2	
6-9	0.0	0.9	3.7	8.9	3.2	
10-19	0.0	0.3	2.7	7.8	2.5	
20-39	0.0	0.3	2.4	5.0	1.8	
40	0.0	0.9	0.7	7.8	2.2	
N of Valid	331	326	296	281	1234	
N of Miss	23	10	4	19	56	

Table 175: On how many occasions have you drunk flavored alcoholic beverages, sometimes called 'alcopops' (like Mike's Hard Lemonade, Smirnoff Ice, Bacardi Breezers, etc.) during the past 30 days?








Response	6	8	10	12	Total	
0	100.0	97.8	90.5	77.0	91.9	
1-2	0.0	1.2	6.1	13.7	4.9	
3-5	0.0	0.6	2.4	5.8	2.0	
6-9	0.0	0.0	0.7	2.2	0.7	
10-19	0.0	0.0	0.0	0.7	0.2	
20-39	0.0	0.3	0.0	0.4	0.2	
40	0.0	0.0	0.3	0.4	0.2	
N of Valid	332	321	295	278	1226	
N of Miss	22	15	5	22	64	

Table 176: If you used prescription drugs or over the counter drugs without a doctor telling you to use it or for the purpose of getting high, where did you get these drugs? - Did not use



Response	6	8	10	12	Total	
No	10.2	4.8	8.7	18.0	10.2	
Yes	89.8	95.2	91.3	82.0	89.8	
N of Valid	354	336	300	300	1290	
N of Miss	0	0	0	0	0	

Table 177: If you used prescription drugs or over the counter drugs without a doctor telling you to use it or for the purpose of getting high, where did you get these drugs? - Bought or took from store or shop



Response	6	8	10	12	Total	
No	100.0	100.0	99.3	99.7	99.8	
Yes	0.0	0.0	0.7	0.3	0.2	
N of Valid	354	336	300	300	1290	
N of Miss	0	0	0	0	0	

Table 178: If you used prescription drugs or over the counter drugs without a doctor telling you to use it or for the purpose of getting high, where did you get these drugs? -  
Got from parents with permission



Response	6	8	10	12	Total	
No	100.0	99.4	99.7	99.0	99.5	
Yes	0.0	0.6	0.3	1.0	0.5	
N of Valid	354	336	300	300	1290	
N of Miss	0	0	0	0	0	

Table 179: If you used prescription drugs or over the counter drugs without a doctor telling you to use it or for the purpose of getting high, where did you get these drugs? -  
Got from home without permission



Response	6	8	10	12	Total	
No	100.0	99.7	98.3	98.0	99.1	
Yes	0.0	0.3	1.7	2.0	0.9	
N of Valid	354	336	300	300	1290	
N of Miss	0	0	0	0	0	

Table 180: If you used prescription drugs or over the counter drugs without a doctor telling you to use it or for the purpose of getting high, where did you get these drugs? -  
Got from relative with permission



Response	6	8	10	12	Total	
No	100.0	100.0	100.0	98.7	99.7	
Yes	0.0	0.0	0.0	1.3	0.3	
N of Valid	354	336	300	300	1290	
N of Miss	0	0	0	0	0	

Table 181: If you used prescription drugs or over the counter drugs without a doctor telling you to use it or for the purpose of getting high, where did you get these drugs? -  
Got from relative without permission



Response	6	8	10	12	Total	
No	100.0	100.0	99.7	98.7	99.6	
Yes	0.0	0.0	0.3	1.3	0.4	
N of Valid	354	336	300	300	1290	
N of Miss	0	0	0	0	0	

Table 182: If you used prescription drugs or over the counter drugs without a doctor telling you to use it or for the purpose of getting high, where did you get these drugs? -  
Got from friend's home with permission



Response	6	8	10	12	Total	
No	100.0	100.0	99.3	99.0	99.6	
Yes	0.0	0.0	0.7	1.0	0.4	
N of Valid	354	336	300	300	1290	
N of Miss	0	0	0	0	0	

Table 183: If you used prescription drugs or over the counter drugs without a doctor telling you to use it or for the purpose of getting high, where did you get these drugs? -  
Got from friend's home without permission



Response	6	8	10	12	Total	
No	100.0	100.0	99.3	99.7	99.8	
Yes	0.0	0.0	0.7	0.3	0.2	
N of Valid	354	336	300	300	1290	
N of Miss	0	0	0	0	0	

Table 184: If you used prescription drugs or over the counter drugs without a doctor telling you to use it or for the purpose of getting high, where did you get these drugs? -  
Got from friend at school



Response	6	8	10	12	Total	
No	100.0	99.7	96.3	97.0	98.4	
Yes	0.0	0.3	3.7	3.0	1.6	
N of Valid	354	336	300	300	1290	
N of Miss	0	0	0	0	0	

Table 185: If you used prescription drugs or over the counter drugs without a doctor telling you to use it or for the purpose of getting high, where did you get these drugs? -  
Got from friend at party



Response	6	8	10	12	Total	
No	100.0	99.7	97.3	98.0	98.8	
Yes	0.0	0.3	2.7	2.0	1.2	
N of Valid	354	336	300	300	1290	
N of Miss	0	0	0	0	0	

Table 186: If you used prescription drugs or over the counter drugs without a doctor telling you to use it or for the purpose of getting high, where did you get these drugs? -  
Got from friend, elsewhere



Response	6	8	10	12	Total	
No	100.0	100.0	97.3	95.3	98.3	
Yes	0.0	0.0	2.7	4.7	1.7	
N of Valid	354	336	300	300	1290	
N of Miss	0	0	0	0	0	

Table 187: If you used prescription drugs or over the counter drugs without a doctor telling you to use it or for the purpose of getting high, where did you get these drugs? -  
Got from internet sale



Response	6	8	10	12	Total	
No	100.0	100.0	100.0	99.7	99.9	
Yes	0.0	0.0	0.0	0.3	0.1	
N of Valid	354	336	300	300	1290	
N of Miss	0	0	0	0	0	

Table 188: During the last month, about how many marijuana cigarettes, or the equivalent, did you smoke a day, on the average?








Response	6	8	10	12	Total	
None	99.7	97.8	88.2	86.7	93.4	
Less than 1 a day	0.3	0.6	5.4	4.3	2.5	
1 a day	0.0	0.6	2.7	1.8	1.2	
2-3 a day	0.0	0.3	2.7	3.2	1.5	
4-6 a day	0.0	0.3	0.7	1.8	0.7	
7-10 a day	0.0	0.0	0.0	1.4	0.3	
11 or more a day	0.0	0.3	0.3	0.7	0.3	
N of Valid	325	319	297	279	1220	
N of Miss	29	17	3	21	70	



Table 189: How wrong do your friends feel it would be for YOU to: have one or two drinks of an alcoholic beverage nearly every day?





Response	6	8	10	12	Total	
Very wrong	88.6	64.0	44.1	31.3	58.3	
Wrong	8.0	16.6	27.1	27.3	19.3	
A little bit wrong	1.5	13.2	19.0	25.5	14.3	
Not at all wrong	1.9	6.2	9.8	15.8	8.1	
N of Valid	324	325	295	278	1222	
N of Miss	30	11	5	22	68	

Table 190: How wrong do your friends feel it would be for YOU to: smoke tobacco?





Response	6	8	10	12	Total	
Very wrong	90.6	74.1	48.0	32.5	62.6	
Wrong	6.9	14.8	27.7	21.7	17.4	
A little bit wrong	0.9	6.8	14.9	23.8	11.1	
Not at all wrong	1.6	4.3	9.5	22.0	8.9	
N of Valid	320	324	296	277	1217	
N of Miss	34	12	4	23	73	

Table 191: How wrong do your friends feel it would be for YOU to: smoke marijuana?





Response	6	8	10	12	Total	
Very wrong	95.3	71.0	49.5	37.1	64.4	
Wrong	2.5	12.8	19.7	18.0	12.9	
A little bit wrong	0.9	5.9	13.2	14.0	8.2	
Not at all wrong	1.2	10.3	17.6	30.9	14.4	
N of Valid	321	321	295	278	1215	
N of Miss	33	15	5	22	75	

Table 192: How wrong do your friends feel it would be for YOU to: use prescription drugs not prescribed to you?

Response	6	8	10	12	Total	
Very wrong	92.1	80.6	71.2	62.6	77.2	
Wrong	5.7	13.3	15.6	26.3	14.8	
A little bit wrong	0.6	4.6	8.5	5.8	4.8	
Not at all wrong	1.6	1.5	4.7	5.4	3.2	
N of Valid	318	324	295	278	1215	
N of Miss	36	12	5	22	75	

Table 193: How wrong would most adults (over 21) in your neighborhood think it is for kids your age: to use marijuana?

Response	6	8	10	12	Total	
Very wrong	92.6	77.6	63.3	53.4	72.6	
Wrong	5.0	12.4	22.1	26.0	15.9	
A little bit wrong	0.9	7.1	9.9	12.6	7.4	
Not at all wrong	1.5	2.8	4.8	7.9	4.1	
N of Valid	323	322	294	277	1216	
N of Miss	31	14	6	23	74	

Table 194: How wrong would most adults (over 21) in your neighborhood think it is for kids your age: to drink alcohol?

Response	6	8	10	12	Total	
Very wrong	87.6	72.1	57.6	43.0	66.1	
Wrong	7.1	17.3	24.4	26.0	18.3	
A little bit wrong	3.4	7.1	14.6	22.0	11.3	
Not at all wrong	1.9	3.4	3.4	9.0	4.3	
N of Valid	323	323	295	277	1218	
N of Miss	31	13	5	23	72	

Table 195: How wrong would most adults (over 21) in your neighborhood think it is for kids your age: to smoke cigarettes?





Response	6	8	10	12	Total	
Very wrong	87.5	73.8	62.2	40.1	66.9	
Wrong	6.9	15.0	22.1	25.6	17.0	
A little bit wrong	2.8	7.8	11.9	22.4	10.8	
Not at all wrong	2.8	3.4	3.7	11.9	5.3	
N of Valid	319	320	294	277	1210	
N of Miss	35	16	6	23	80	

Table 196: How much do each of the following statements describe your neighborhood? crime and/or drug selling





Response	6	8	10	12	Total	
NO!	81.0	75.1	64.7	60.3	70.7	
no	12.7	17.0	25.8	27.1	20.3	
yes	4.4	6.3	8.5	8.3	6.8	
YES!	1.9	1.6	1.0	4.3	2.2	
N of Valid	316	317	295	277	1205	
N of Miss	38	19	5	23	85	

Table 197: How much do each of the following statements describe your neighborhood? fights





Response	6	8	10	12	Total	
NO!	80.3	67.8	61.6	59.8	67.7	
no	15.9	20.8	30.6	31.9	24.5	
yes	2.9	8.5	6.5	6.9	6.2	
YES!	1.0	2.8	1.4	1.4	1.7	
N of Valid	314	317	294	276	1201	
N of Miss	40	19	6	24	89	

Table 198: How much do each of the following statements describe your neighborhood? lots of empty or abandoned buildings

Response	6	8	10	12	Total	
NO!	74.8	68.7	65.0	63.2	68.1	
no	17.9	25.6	25.9	30.3	24.8	
yes	6.4	4.1	8.5	5.4	6.1	
YES!	1.0	1.6	0.7	1.1	1.1	
N of Valid	313	316	294	277	1200	
N of Miss	41	20	6	23	90	

Table 199: How much do each of the following statements describe your neighborhood? lots of graffiti

Response	6	8	10	12	Total	
NO!	86.0	78.4	73.4	71.1	77.4	
no	13.4	19.0	23.9	27.1	20.6	
yes	0.0	1.3	2.4	1.8	1.3	
YES!	0.7	1.3	0.3	0.0	0.6	
N of Valid	307	315	293	277	1192	
N of Miss	47	21	7	23	98	

Table 200: I feel safe in my neighborhood.

Response	6	8	10	12	Total	
NO!	4.1	6.8	2.7	4.7	4.6	
no	5.6	8.0	6.8	6.1	6.7	
yes	25.1	28.2	40.4	39.9	33.0	
YES!	65.2	57.0	50.0	49.3	55.7	
N of Valid	319	323	292	278	1212	
N of Miss	35	13	8	22	78	

Table 201: If a kid smoked marijuana in your neighborhood would he or she be caught by the police?

Response	6	8	10	12	Total	
NO!	8.3	12.6	19.1	24.9	15.9	
no	19.2	35.2	46.5	53.8	38.0	
yes	32.6	28.3	22.6	13.6	24.7	
YES!	39.9	23.9	11.8	7.7	21.5	
N of Valid	313	318	288	273	1192	
N of Miss	41	18	12	27	98	

Table 202: If a kid drank some beer, wine or hard liquor (for example, vodka, whiskey, or gin) in your neighborhood would he or she be caught by the police?

Response	6	8	10	12	Total	
NO!	9.4	16.8	24.4	30.3	19.8	
no	26.2	43.4	49.8	56.1	43.4	
yes	29.4	21.5	17.1	8.5	19.5	
YES!	35.0	18.4	8.7	5.2	17.3	
N of Valid	309	316	287	271	1183	
N of Miss	45	20	13	29	107	

Table 203: If a kid carried a handgun in your neighborhood would he or she be caught by the police?

Response	6	8	10	12	Total	
NO!	9.5	12.4	17.8	21.7	15.1	
no	16.0	31.4	31.1	39.7	29.3	
yes	30.7	25.7	31.1	22.1	27.5	
YES!	43.8	30.5	19.9	16.5	28.2	
N of Valid	306	315	286	272	1179	
N of Miss	48	21	14	28	111	

Table 204: If you wanted to get some cigarettes, how easy would it be for you to get some?

Response	6	8	10	12	Total	
Very hard	79.5	57.8	30.4	12.2	46.5	
Sort of hard	9.6	15.3	20.4	7.4	13.3	
Sort of easy	7.1	16.0	25.3	18.5	16.5	
Very easy	3.8	10.9	23.9	61.9	23.8	
N of Valid	312	313	289	270	1184	
N of Miss	42	23	11	30	106	

Table 205: If you wanted to get some beer, wine or hard liquor (for example, vodka, whiskey, or gin), how easy would it be for you to get some?

Response	6	8	10	12	Total	
Very hard	80.8	54.3	28.6	16.2	46.3	
Sort of hard	10.9	15.0	21.3	12.5	14.9	
Sort of easy	6.1	15.0	19.5	30.6	17.3	
Very easy	2.2	15.7	30.7	40.6	21.5	
N of Valid	312	313	287	271	1183	
N of Miss	42	23	13	29	107	

Table 206: If you wanted to get a drug like cocaine, LSD, or amphetamines, how easy would it be for you to get some?

Response	6	8	10	12	Total	
Very hard	95.5	87.3	70.0	53.5	77.5	
Sort of hard	2.9	8.3	17.1	24.4	12.7	
Sort of easy	0.6	2.2	7.7	13.7	5.8	
Very easy	1.0	2.2	5.2	8.5	4.1	
N of Valid	310	314	287	271	1182	
N of Miss	44	22	13	29	108	

Table 207: If you wanted to get a handgun, how easy would it be for you to get one?





Response	6	8	10	12	Total	
Very hard	75.0	52.7	45.1	40.5	54.0	
Sort of hard	13.5	16.7	18.4	19.0	16.8	
Sort of easy	6.1	15.1	15.6	15.6	13.0	
Very easy	5.4	15.4	20.8	24.9	16.3	
N of Valid	312	311	288	269	1180	
N of Miss	42	25	12	31	110	

Table 208: If you wanted to get some marijuana, how easy would it be for you to get some?





Response	6	8	10	12	Total	
Very hard	93.8	72.3	45.5	25.5	60.7	
Sort of hard	3.3	9.6	14.0	15.4	10.4	
Sort of easy	1.0	7.4	15.4	15.7	9.6	
Very easy	2.0	10.6	25.2	43.4	19.4	
N of Valid	305	311	286	267	1169	
N of Miss	49	25	14	33	121	

Table 209: If you wanted to get prescription drugs for the purpose of getting high, how easy would it be for you to get some?





Response	6	8	10	12	Total	
Very hard	84.1	69.8	46.2	36.9	60.2	
Sort of hard	7.8	10.3	15.0	21.0	13.3	
Sort of easy	2.9	10.6	20.6	18.1	12.7	
Very easy	5.2	9.3	18.2	24.0	13.8	
N of Valid	309	311	286	271	1177	
N of Miss	45	25	14	29	113	

Table 210: If you wanted to get synthetic marijuana such as K2 or chemical products such as bath salts to get high, how easy would it be for you to get some?


Response	6	8	10	12	Total	
Very hard	94.5	83.3	71.3	57.0	77.2	
Sort of hard	3.3	8.7	16.4	23.5	12.6	
Sort of easy	1.0	4.5	5.9	10.7	5.4	
Very easy	1.3	3.5	6.3	8.8	4.8	
N of Valid	307	312	286	272	1177	
N of Miss	47	24	14	28	113	

Table 211: If you wanted to get steroids to use or to enhance athletic performance, how easy would it be for you to get some?


Response	6	8	10	12	Total	
Very hard	91.6	84.0	74.0	57.0	77.4	
Sort of hard	5.8	9.3	16.1	23.5	13.3	
Sort of easy	1.3	2.9	6.0	11.0	5.1	
Very easy	1.3	3.8	3.9	8.5	4.2	
N of Valid	309	313	285	272	1179	
N of Miss	45	23	15	28	111	

Table 212: If you wanted to get e-cigarettes, e-cigars, or e-hookahs, how easy would it be for you to get some?


Response	6	8	10	12	Total	
Very hard	90.6	75.1	51.6	27.3	62.5	
Sort of hard	3.9	8.1	15.8	11.1	9.5	
Sort of easy	4.5	9.4	12.3	18.1	10.8	
Very easy	1.0	7.4	20.4	43.5	17.2	
N of Valid	310	309	285	271	1175	
N of Miss	44	27	15	29	115	



Table 213: During the past 12 months, have you participated in any alcohol prevention programs or seen any alcohol prevention messages in your school or community? Yes, a school-based program focused on preventing underage drinking and/or drinking and driving.



Response	6	8	10	12	Total	
No	55.6	48.8	65.7	83.0	62.6	
Yes	44.4	51.2	34.3	17.0	37.4	
N of Valid	354	336	300	300	1290	
N of Miss	0	0	0	0	0	

Table 214: During the past 12 months, have you participated in any alcohol prevention programs or seen any alcohol prevention messages in your school or community? Yes, a community-based program focused on preventing underage drinking and/or drinking and driving (for example, through your church or temple or through youth groups like Boys and Girls Club or 4-H).



Response	6	8	10	12	Total	
No	91.5	80.4	94.0	96.0	90.2	
Yes	8.5	19.6	6.0	4.0	9.8	
N of Valid	354	336	300	300	1290	
N of Miss	0	0	0	0	0	

Table 215: During the past 12 months, have you participated in any alcohol prevention programs or seen any alcohol prevention messages in your school or community? Yes, a media campaign addressing underage drinking and/or drinking and driving (for example, newspaper ads, posters, pamphlets, radio, TV).



Response	6	8	10	12	Total	
No	91.0	91.7	88.7	91.3	90.7	
Yes	9.0	8.3	11.3	8.7	9.3	
N of Valid	354	336	300	300	1290	
N of Miss	0	0	0	0	0	

Table 216: During the past 12 months, have you participated in any alcohol prevention programs or seen any alcohol prevention messages in your school or community? No



Response	6	8	10	12	Total	
No	63.3	71.1	48.0	36.3	55.5	
Yes	36.7	28.9	52.0	63.7	44.5	
N of Valid	354	336	300	300	1290	
N of Miss	0	0	0	0	0	

Table 217: How wrong do your parents feel it would be for YOU to: have one or two drinks of an alcoholic beverage nearly every day?





Response	6	8	10	12	Total	
Very wrong	92.3	87.1	81.0	67.9	82.6	
Wrong	6.1	8.8	11.2	19.6	11.1	
A little bit wrong	1.0	2.5	6.8	10.0	4.8	
Not at all wrong	0.6	1.6	1.0	2.6	1.4	
N of Valid	313	318	294	271	1196	
N of Miss	41	18	6	29	94	

Table 218: How wrong do your parents feel it would be for YOU to: smoke tobacco?





Response	6	8	10	12	Total	
Very wrong	96.2	89.6	84.5	68.9	85.4	
Wrong	2.2	7.0	10.7	16.7	8.8	
A little bit wrong	1.3	2.8	4.5	8.9	4.2	
Not at all wrong	0.3	0.6	0.3	5.6	1.6	
N of Valid	313	316	291	270	1190	
N of Miss	41	20	9	30	100	

Table 219: How wrong do your parents feel it would be for YOU to: smoke marijuana?





Response	6	8	10	12	Total	
Very wrong	97.8	87.3	83.5	70.7	85.3	
Wrong	1.6	6.7	8.2	13.7	7.3	
A little bit wrong	0.3	3.2	4.8	7.4	3.8	
Not at all wrong	0.3	2.9	3.4	8.1	3.5	
N of Valid	312	314	291	270	1187	
N of Miss	42	22	9	30	103	

Table 220: How wrong do your parents feel it would be for YOU to: use prescription drugs not prescribed to you?


Response	6	8	10	12	Total	
Very wrong	96.8	94.6	93.1	85.2	92.7	
Wrong	2.3	3.8	4.8	11.1	5.3	
A little bit wrong	0.6	1.3	2.1	2.6	1.6	
Not at all wrong	0.3	0.3	0.0	1.1	0.4	
N of Valid	309	316	290	271	1186	
N of Miss	45	20	10	29	104	

Table 221: How wrong do your parents feel it would be for YOU to: steal something worth more than \$5?


Response	6	8	10	12	Total	
Very wrong	88.7	84.8	86.6	84.1	86.1	
Wrong	8.4	12.4	10.7	12.6	11.0	
A little bit wrong	1.9	2.5	2.4	3.0	2.4	
Not at all wrong	1.0	0.3	0.3	0.4	0.5	
N of Valid	310	315	291	270	1186	
N of Miss	44	21	9	30	104	

Table 222: How wrong do your parents feel it would be for YOU to: draw graffiti, write things, or draw pictures on buildings or other property (without the owner's permission)?


Response	6	8	10	12	Total	
Very wrong	91.6	87.0	82.9	80.7	85.8	
Wrong	6.8	9.5	13.3	13.7	10.7	
A little bit wrong	0.6	2.2	3.4	4.4	2.6	
Not at all wrong	1.0	1.3	0.3	1.1	0.9	
N of Valid	309	315	293	270	1187	
N of Miss	45	21	7	30	103	

Table 223: How wrong do your parents feel it would be for YOU to: pick a fight with someone?





Response	6	8	10	12	Total	
Very wrong	78.0	66.1	59.3	50.9	64.1	
Wrong	16.8	21.4	25.1	26.6	22.3	
A little bit wrong	3.6	9.9	13.2	19.6	11.3	
Not at all wrong	1.6	2.6	2.4	3.0	2.4	
N of Valid	309	313	295	271	1188	
N of Miss	45	23	5	29	102	

Table 224: During the past 12 months, have you talked with at least one of your parents about the dangers of underage drinking and/or drinking and driving? By parents, we mean either your biological parents, adoptive parents, stepparents, or adult guardians - whether or not they live with you.



Response	6	8	10	12	Total	
No	38.3	43.5	50.7	55.4	46.6	
Yes	61.7	56.5	49.3	44.6	53.4	
N of Valid	303	313	292	269	1177	
N of Miss	51	23	8	31	113	

Table 225: The rules in my family are clear.





Response	6	8	10	12	Total	
NO!	3.0	1.6	2.0	3.0	2.4	
no	3.3	4.4	5.5	7.4	5.1	
yes	24.1	31.1	37.5	48.3	34.8	
YES!	69.6	62.9	54.9	41.3	57.7	
N of Valid	303	315	293	269	1180	
N of Miss	51	21	7	31	110	

Table 226: People in my family have serious arguments about the same things, and often insult or yell at each other.





Response	6	8	10	12	Total	
NO!	47.2	35.5	25.7	26.6	34.0	
no	30.4	36.7	42.7	43.2	38.1	
yes	16.1	20.1	24.7	18.8	19.9	
YES!	6.4	7.7	6.9	11.4	8.0	
N of Valid	299	313	288	271	1171	
N of Miss	55	23	12	29	119	

Table 227: When I am not at home, one of my parents knows where I am and who I am with.





Response	6	8	10	12	Total	
NO!	2.3	3.2	1.4	4.1	2.7	
no	1.3	3.8	6.5	7.1	4.6	
yes	19.1	29.4	36.3	49.8	33.2	
YES!	77.2	63.6	55.8	39.0	59.5	
N of Valid	298	313	292	267	1170	
N of Miss	56	23	8	33	120	

Table 228: My family has clear rules about alcohol and drug use.





Response	6	8	10	12	Total	
NO!	3.1	3.2	2.4	3.7	3.1	
no	2.4	4.8	6.5	14.6	6.9	
yes	9.2	26.4	32.2	40.3	26.8	
YES!	85.3	65.6	58.9	41.4	63.3	
N of Valid	292	314	292	268	1166	
N of Miss	62	22	8	32	124	

Table 229: If you skipped school would you be caught by your parents?

Response	6	8	10	12	Total
NO!	2.1	3.5	4.1	5.9	3.9
no	1.0	9.2	11.0	20.8	10.3
yes	14.5	21.3	32.5	39.4	26.6
YES!	82.4	65.9	52.4	33.8	59.2
N of Valid	289	314	292	269	1164
N of Miss	65	22	8	31	126

Table 230: My parents ask if I've gotten my homework done.

Response	6	8	10	12	Total
NO!	3.0	5.7	8.6	8.6	6.4
no	5.4	11.7	17.5	27.6	15.2
yes	19.2	25.3	31.6	36.9	28.0
YES!	72.4	57.3	42.3	26.9	50.4
N of Valid	297	316	291	268	1172
N of Miss	57	20	9	32	118

Table 231: Would your parents know if you did not come home on time?

Response	6	8	10	12	Total
NO!	3.4	2.2	3.1	5.2	3.4
no	4.1	4.2	4.9	13.4	6.5
yes	15.7	25.9	36.1	44.8	30.2
YES!	76.8	67.7	55.9	36.6	59.9
N of Valid	293	313	288	268	1162
N of Miss	61	23	12	32	128

Table 232: Do you know how to properly dispose of leftover prescription drugs?



Response	6	8	10	12	Total	
No	66.4	66.4	60.6	48.7	60.8	
Yes	33.6	33.6	39.4	51.3	39.2	
N of Valid	280	307	284	265	1136	
N of Miss	74	29	16	35	154	

Table 233: Have any of your brothers or sisters ever: drunk beer, wine or hard liquor (for example, vodka, whiskey or gin)?




Response	6	8	10	12	Total	
No	79.1	64.7	50.0	37.2	58.4	
Yes	15.5	30.1	46.9	57.1	36.8	
I don't have any brothers or sisters	5.4	5.1	3.1	5.6	4.8	
N of Valid	297	312	292	266	1167	
N of Miss	57	24	8	34	123	

Table 234: Have any of your brothers or sisters ever: smoked marijuana?




Response	6	8	10	12	Total	
No	91.8	82.3	70.7	57.2	76.1	
Yes	2.7	12.5	26.2	37.5	19.2	
I don't have any brothers or sisters	5.5	5.1	3.1	5.3	4.8	
N of Valid	292	311	290	264	1157	
N of Miss	62	25	10	36	133	

Table 235: Have any of your brothers or sisters ever: smoked cigarettes?




Response	6	8	10	12	Total	
No	83.2	72.3	64.0	50.4	68.0	
Yes	11.3	22.2	32.9	44.3	27.2	
I don't have any brothers or sisters	5.5	5.5	3.1	5.3	4.8	
N of Valid	292	311	289	264	1156	
N of Miss	62	25	11	36	134	

Table 236: Have any of your brothers or sisters ever: taken a handgun to school?




Response	6	8	10	12	Total	
No	94.2	94.5	95.9	94.3	94.7	
Yes	0.3	0.0	1.0	0.8	0.5	
I don't have any brothers or sisters	5.5	5.5	3.1	4.9	4.7	
N of Valid	293	311	290	265	1159	
N of Miss	61	25	10	35	131	

Table 237: Have any of your brothers or sisters ever: been suspended or expelled from school?




Response	6	8	10	12	Total	
No	83.1	78.3	71.9	75.4	77.2	
Yes	11.4	16.2	25.0	19.7	18.0	
I don't have any brothers or sisters	5.5	5.4	3.1	4.9	4.8	
N of Valid	290	314	288	264	1156	
N of Miss	64	22	12	36	134	

Table 238: Have any of your brothers or sisters ever: used e-cigarettes, e-cigars or e-hookahs?




Response	6	8	10	12	Total	
No	91.3	78.8	75.1	61.8	77.2	
Yes	3.1	15.7	21.8	32.8	18.0	
I don't have any brothers or sisters	5.5	5.4	3.1	5.3	4.9	
N of Valid	289	312	289	262	1152	
N of Miss	65	24	11	38	138	

Table 239: Have any of your brothers or sisters ever: used prescription drugs not prescribed to him/her?




Response	6	8	10	12	Total	
No	92.5	88.3	83.4	77.0	85.5	
Yes	2.1	6.1	13.5	18.1	9.7	
I don't have any brothers or sisters	5.5	5.5	3.1	4.9	4.8	
N of Valid	292	309	289	265	1155	
N of Miss	62	27	11	35	135	



Table 240: Have you changed homes in the past year (the last 12 months)?



Response	6	8	10	12	Total	
No	79.5	79.9	79.3	76.8	78.9	
Yes	20.5	20.1	20.7	23.2	21.1	
N of Valid	293	314	294	267	1168	
N of Miss	61	22	6	33	122	

Table 241: How many times have you changed homes since kindergarten?






Response	6	8	10	12	Total	
Never	41.0	36.2	29.4	27.7	33.7	
1 or 2 times	30.9	31.4	34.8	28.8	31.5	
3 or 4 times	15.6	19.2	17.7	19.7	18.1	
5 or 6 times	8.0	7.4	8.2	10.6	8.5	
7 or more times	4.5	5.8	9.9	13.3	8.2	
N of Valid	288	312	293	264	1157	
N of Miss	66	24	7	36	133	

Table 242: Have you changed schools (including changing from elementary to middle and middle to high school) in the past year?



Response	6	8	10	12	Total	
No	64.2	74.8	54.1	80.7	68.3	
Yes	35.8	25.2	45.9	19.3	31.7	
N of Valid	288	305	290	264	1147	
N of Miss	66	31	10	36	143	

Table 243: How many times have you changed schools since kindergarten (including changing from elementary to middle and middle to high school)?






Response	6	8	10	12	Total	
Never	22.4	27.9	21.3	24.5	24.1	
1 or 2 times	54.5	38.3	26.1	20.4	35.2	
3 or 4 times	17.2	20.5	37.8	34.0	27.1	
5 or 6 times	4.5	6.5	9.3	12.1	8.0	
7 or more times	1.4	6.8	5.5	9.1	5.6	
N of Valid	290	308	291	265	1154	
N of Miss	64	28	9	35	136	

Table 244: Has anyone in your family ever had severe alcohol or drug problems?



Response	6	8	10	12	Total	
No	73.5	64.8	55.3	48.9	60.9	
Yes	26.5	35.2	44.7	51.1	39.1	
N of Valid	287	310	291	266	1154	
N of Miss	67	26	9	34	136	

Table 245: About how many adults (over 21) have you known personally who in the past year have: used marijuana, crack, cocaine, or other drugs?






Response	6	8	10	12	Total	
0	80.7	70.6	55.7	44.7	63.4	
1	10.7	14.2	14.4	16.5	13.9	
2	5.5	6.1	13.7	10.2	8.8	
3-4	1.7	3.9	6.2	14.7	6.4	
5	1.4	5.2	10.0	13.9	7.4	
N of Valid	290	310	291	266	1157	
N of Miss	64	26	9	34	133	

Table 246: About how many adults (over 21) have you known personally who in the past year have: sold or dealt drugs?






Response	6	8	10	12	Total	
0	92.3	84.2	71.7	61.5	77.8	
1	4.2	7.7	11.0	15.1	9.4	
2	2.8	2.9	8.6	9.1	5.7	
3-4	0.0	1.9	4.1	7.9	3.4	
5	0.7	3.2	4.5	6.4	3.7	
N of Valid	284	310	290	265	1149	
N of Miss	70	26	10	35	141	

Table 247: About how many adults (over 21) have you known personally who in the past year have: done other things that could get them in trouble with the police, like stealing, selling stolen goods, mugging or assaulting others, etc.?






Response	6	8	10	12	Total	
0	86.3	76.7	70.9	64.3	74.7	
1	8.4	12.6	12.3	11.7	11.3	
2	2.8	5.2	6.8	8.6	5.8	
3-4	1.8	2.3	3.8	6.8	3.6	
5	0.7	3.2	6.2	8.6	4.6	
N of Valid	285	309	292	266	1152	
N of Miss	69	27	8	34	138	

Table 248: About how many adults (over 21) have you known personally who in the past year have: gotten drunk or high?






Response	6	8	10	12	Total	
0	68.3	49.7	34.5	26.0	45.0	
1	19.2	22.2	17.6	14.7	18.6	
2	5.9	10.8	13.8	13.2	10.9	
3-4	2.8	7.8	11.0	12.1	8.4	
5	3.8	9.5	23.1	34.0	17.2	
N of Valid	287	306	290	265	1148	
N of Miss	67	30	10	35	142	

Table 249: Have you seen or heard information about underage drinking in the past 12 months from the following sources? Radio



Response	6	8	10	12	Total	
No	76.0	59.9	63.6	59.3	64.7	
Yes	24.0	40.1	36.4	40.7	35.3	
N of Valid	288	307	294	268	1157	
N of Miss	66	29	6	32	133	

Table 250: Have you seen or heard information about underage drinking in the past 12 months from the following sources? TV.



Response	6	8	10	12	Total	
No	52.8	36.3	40.8	43.5	43.2	
Yes	47.2	63.7	59.2	56.5	56.8	
N of Valid	290	306	294	269	1159	
N of Miss	64	30	6	31	131	

Table 251: Have you seen or heard information about underage drinking in the past 12 months from the following sources? Print. This includes information on underage drinking you may have seen in the newspaper, on a billboard, in pamphlets, on stickers, etc.



Response	6	8	10	12	Total	
No	58.6	44.1	50.3	56.9	52.3	
Yes	41.4	55.9	49.7	43.1	47.7	
N of Valid	290	306	292	269	1157	
N of Miss	64	30	8	31	133	

Table 252: Have you seen or heard information about underage drinking in the past 12 months from the following sources? Website or social media? (Facebook, Myspace, website, etc.)



Response	6	8	10	12	Total	
No	62.1	48.3	38.1	45.1	48.4	
Yes	37.9	51.7	61.9	54.9	51.6	
N of Valid	285	302	291	268	1146	
N of Miss	69	34	9	32	144	

Table 253: The next questions ask about your opinions of the information you saw or heard. If you have seen or heard more than one ad, please think about your favorite ad when answering these questions. The information about underage drinking that I saw or heard was convincing.

Response	6	8	10	12	Total	
NO!	21.4	16.4	13.3	13.8	16.2	
no	6.0	9.5	19.7	25.0	14.9	
yes	17.2	30.6	33.3	31.0	28.1	
YES!	25.3	21.4	18.0	11.9	19.3	
I have not seen or heard any ads about underage drinking in the past 12 months.	30.2	22.0	15.6	18.3	21.5	
N of Valid	285	304	294	268	1151	
N of Miss	69	32	6	32	139	

Table 254: The next questions ask about your opinions of the information you saw or heard. If you have seen or heard more than one ad, please think about your favorite ad when answering these questions. The information about underage drinking that I saw or heard grabbed my attention.

Response	6	8	10	12	Total	
NO!	20.4	15.2	12.0	13.4	15.2	
no	8.8	15.8	22.6	27.1	18.5	
yes	18.9	25.1	31.5	27.9	25.8	
YES!	23.2	23.4	18.8	13.8	19.9	
I have not seen or heard any ads about underage drinking in the past 12 months.	28.8	20.5	15.1	17.8	20.5	
N of Valid	285	303	292	269	1149	
N of Miss	69	33	8	31	141	

Table 255: The next questions ask about your opinions of the information you saw or heard. If you have seen or heard more than one ad, please think about your favorite ad when answering these questions. The information about underage drinking that I saw or heard said something important to me.

Response	6	8	10	12	Total	
NO!	18.2	13.6	12.1	13.4	14.3	
no	8.6	17.3	26.9	29.4	20.4	
yes	19.3	23.9	30.7	25.7	24.9	
YES!	25.4	23.6	15.2	14.1	19.6	
I have not seen or heard any ads about underage drinking in the past 12 months.	28.6	21.6	15.2	17.5	20.7	
N of Valid	280	301	290	269	1140	
N of Miss	74	35	10	31	150	

Table 256: The next questions ask about your opinions of the information you saw or heard. If you have seen or heard more than one ad, please think about your favorite ad when answering these questions. Seeing or hearing this information about underage drinking made me want to stop or decrease my drinking.










Response	6	8	10	12	Total	
NO!	16.5	13.8	16.0	17.6	15.9	
no	1.6	9.9	24.0	26.2	15.7	
yes	7.1	14.5	18.1	20.6	15.2	
YES!	23.9	26.2	20.5	16.5	21.8	
I have not seen or heard any ads about underage drinking in the past 12 months.	51.0	35.5	21.5	19.1	31.4	
N of Valid	255	282	288	267	1092	
N of Miss	99	54	12	33	198	

Table 257: How honest were you in filling out this survey?

Response	6	8	10	12	Total	
I was very honest	89.2	85.5	84.1	82.1	85.3	
I was honest pretty much of the time	10.2	11.8	14.2	14.2	12.6	
I was honest some of the time	0.7	2.3	1.7	2.2	1.7	
I was honest once in a while	0.0	0.3	0.0	1.5	0.4	
I was not honest at all	0.0	0.0	0.0	0.0	0.0	
N of Valid	295	304	296	274	1169	
N of Miss	59	32	4	26	121	