

# 2015 APNA

Arkansas Prevention Needs Assessment Student Survey

Boone County  
Tables

**Arkansas Department of Human Services  
Division of Behavioral Health Services  
Prevention Services**

Conducted by International Survey Associates dba Pride Surveys



## Contents

1	INTRODUCTION	11
2	PERCENTAGE TABLES	16

## List of Tables

1	Sex	17
2	Age	17
3	Are you Hispanic or Latino?	17
4	What is your race? Black or African American	18
5	What is your race? Asian	18
6	What is your race? American Indian	18
7	What is your race? Alaska Native	18
8	What is your race? White	19
9	What is your race? Native Hawaiian or Other Pacific Islander	19
10	What is your race? Other	19
11	What is the highest level of schooling completed by your mother or father?	20
12	Think of where you live most of the time. Which of the following people live there with you? Mother	20
13	Think of where you live most of the time. Which of the following people live there with you? Stepmother	20
14	Think of where you live most of the time. Which of the following people live there with you? Foster Mother	21
15	Think of where you live most of the time. Which of the following people live there with you? Grandmother	21
16	Think of where you live most of the time. Which of the following people live there with you? Aunt	21
17	Think of where you live most of the time. Which of the following people live there with you? Father	21
18	Think of where you live most of the time. Which of the following people live there with you? Stepfather	22
19	Think of where you live most of the time. Which of the following people live there with you? Foster Father	22
20	Think of where you live most of the time. Which of the following people live there with you? Grandfather	22
21	Think of where you live most of the time. Which of the following people live there with you? Uncle	22
22	Think of where you live most of the time. Which of the following people live there with you? Other Adults	23
23	Think of where you live most of the time. Which of the following people live there with you? Brother(s)	23
24	Think of where you live most of the time. Which of the following people live there with you? Stepbrother(s)	23
25	Think of where you live most of the time. Which of the following people live there with you? Sister(s)	23
26	Think of where you live most of the time. Which of the following people live there with you? Stepsister(s)	24

27	Think of where you live most of the time. Which of the following people live there with you? Other Children . . . . .	24
28	In my school, students have lots of chances to help decide things like class activities and rules. . . . .	24
29	Teachers ask me to work on special classroom projects. . . . .	24
30	My teacher(s) notices when I am doing a good job and lets me know about it. . . . .	25
31	There are lots of chances for students in my school to get involved in sports, clubs, and other school activities outside of class. . . . .	25
32	There are lots of chances for students in my school to talk with a teacher one-on-one. . . . .	25
33	I feel safe at my school. . . . .	26
34	The school lets my parents know when I have done something well. . . . .	26
35	My teachers praise me when I work hard in school. . . . .	26
36	Are your school grades better than the grades of most students in your class? . . . . .	27
37	I have lots of chances to be part of class discussions or activities. . . . .	27
38	Now thinking back over the past year in school, how often did you: enjoy being in school? . . . . .	27
39	Now thinking back over the past year in school, how often did you: hate being in school? . . . . .	28
40	Now thinking back over the past year in school, how often did you: try to do your best work in school? . . . . .	28
41	How often do you feel that the school work you are assigned is meaningful and important? . . . . .	28
42	Putting them all together, what were your grades like last year? . . . . .	29
43	How important do you think the things you are learning in school are going to be for your later life? . . . . .	29
44	Do your parents care about your skipping or cutting school? . . . . .	29
45	During the LAST FOUR WEEKS how many whole days of school have you missed because you skipped or 'cut'? . . . . .	30
46	What are the chances you would be seen as cool if you: smoked cigarettes? . . . . .	30
47	What are the chances you would be seen as cool if you: worked hard at school? . . . . .	30
48	What are the chances you would be seen as cool if you: began drinking alcoholic beverages regularly, that is, at least once or twice a month? . . . . .	31
49	What are the chances you would be seen as cool if you: defended someone who was being bullied? . . . . .	31
50	What are the chances you would be seen as cool if you: smoked marijuana? . . . . .	31
51	What are the chances you would be seen as cool if you: carried a handgun? . . . . .	32

52	What are the chances you would be seen as cool if you: used e-cigarettes, e-cigars or e-hookahs? . . . . .	32
53	What are the chances you would be seen as cool if you: bullied someone or cyber bullied someone? . . . . .	32
54	Think of your four best friends (the friends you feel closest to). In the past year (12 months), how many of your best friends have: participated in clubs, organizations or activities at school? . . . . .	33
55	Think of your four best friends (the friends you feel closest to). In the past year (12 months), how many of your best friends have: smoked cigarettes? . . . . .	33
56	Think of your four best friends (the friends you feel closest to). In the past year (12 months), how many of your best friends have: tried beer, wine or hard liquor (for example, vodka, whiskey, or gin) when their parents didn't know about it? . . . . .	33
57	Think of your four best friends (the friends you feel closest to). In the past year (12 months), how many of your best friends have: used e-cigarettes, e-cigars, or e-hookahs? . . . . .	34
58	Think of your four best friends (the friends you feel closest to). In the past year (12 months), how many of your best friends have: used marijuana? . . . . .	34
59	Think of your four best friends (the friends you feel closest to). In the past year (12 months), how many of your best friends have: used prescription drugs or non-prescription drugs for the purpose of getting high? . . . . .	34
60	Think of your four best friends (the friends you feel closest to). In the past year (12 months), how many of your best friends have: used synthetic marijuana (K2, spice) or bath salts? . . . . .	35
61	Think of your four best friends (the friends you feel closest to). In the past year (12 months), how many of your best friends have: used LSD, cocaine, amphetamines, or other illegal drugs? . . . . .	35
62	Think of your four best friends (the friends you feel closest to). In the past year (12 months), how many of your best friends have: been bullied? . . . . .	35
63	Think of your four best friends (the friends you feel closest to). In the past year (12 months), how many of your best friends have: been suspended from school? . . . . .	36
64	Think of your four best friends (the friends you feel closest to). In the past year (12 months), how many of your best friends have: carried a handgun? . . . . .	36
65	Think of your four best friends (the friends you feel closest to). In the past year (12 months), how many of your best friends have: sold illegal drugs? . . . . .	36
66	Think of your four best friends (the friends you feel closest to). In the past year (12 months), how many of your best friends have: regularly attended religious services? . . . . .	37



67	Think of your four best friends (the friends you feel closest to). In the past year (12 months), how many of your best friends have: stolen or tried to steal a motor vehicle such as a car or motorcycle?	37
68	Think of your four best friends (the friends you feel closest to). In the past year (12 months), how many of your best friends have: been arrested?	37
69	Think of your four best friends (the friends you feel closest to). In the past year (12 months), how many of your best friends have: dropped out of school?	38
70	Think of your four best friends (the friends you feel closest to). In the past year (12 months), how many of your best friends have: been members of a gang?	38
71	How old were you when you first: smoked marijuana?	38
72	How old were you when you first: smoked a cigarette, even just a puff?	39
73	How old were you when you first: had more than a sip or two of beer, wine or hard liquor (for example, vodka, whiskey, or gin)?	39
74	How old were you when you first: began drinking alcoholic beverages regularly, that is, at least once or twice a month?	40
75	How old were you when you first: used Daztrex?	40
76	How old were you when you first: got suspended from school?	41
77	How old were you when you first: got arrested?	41
78	How old were you when you first: carried a handgun?	42
79	How old were you when you first: used e-cigarettes, e-cigars, or e-hookahs?	42
80	How old were you when you first: belonged to a gang?	43
81	How old were you when you first: used prescription drugs not prescribed to you?	43
82	How wrong do you think it is for someone your age to: take a handgun to school?	44
83	How wrong do you think it is for someone your age to: steal anything?	44
84	How wrong do you think it is for someone your age to: pick a fight with someone?	44
85	How wrong do you think it is for someone your age to: attack someone with the idea of seriously hurting them?	45
86	How wrong do you think it is for someone your age to: stay away from school all day when their parents think they are at school?	45
87	How wrong do you think it is for someone your age to: drink beer, wine or hard liquor (for example, vodka, whiskey, or gin) regularly?	45
88	How wrong do you think it is for someone your age to: smoke cigarettes?	46
89	How wrong do you think it is for someone your age to: smoke marijuana?	46

90	How wrong do you think it is for someone your age to: use prescription drugs or non-prescription drugs for the purpose of getting high?	46
91	How wrong do you think it is for someone your age to: use synthetic marijuana (K2, spice) or bath salts?	47
92	How wrong do you think it is for someone your age to: use LSD, cocaine, amphetamines or another illegal drug?	47
93	How wrong do you think it is for someone your age to: use e-cigarettes, e-cigars or e-hookahs?	47
94	At school during the past 12 months, did you receive help from the resource teacher, speech therapist or other special education teacher?	48
95	How many times in the past year (12 months) have you: been suspended from school?	48
96	How many times in the past year (12 months) have you: carried a handgun?	48
97	How many times in the past year (12 months) have you: sold illegal drugs?	49
98	How many times in the past year (12 months) have you: stolen or tried to steal a motor vehicle such as a car or motorcycle?	49
99	How many times in the past year (12 months) have you: participated in clubs, organizations or activities at school?	50
100	How many times in the past year (12 months) have you: been arrested?	50
101	How many times in the past year (12 months) have you: attacked someone with the idea of seriously hurting them?	51
102	How many times in the past year (12 months) have you: been drunk or high at school?	51
103	How many times in the past year (12 months) have you: taken a handgun to school?	52
104	Are you currently on probation, or assigned a probation officer with Juvenile Court?	52
105	Have you ever belonged to a gang?	52
106	If you have ever belonged to a gang, did that gang have a name?	53
107	You are at a party at someone's house, and one of your friends offers you a drink containing alcohol. What would you say or do?	53
108	How often do you attend religious services or activities?	53
109	I think sometimes it's okay to cheat at school.	54
110	It is important to think before you act.	54
111	Sometimes I think that life is not worth it.	54
112	At times I think I am no good at all.	55
113	All in all, I am inclined to think that I am a failure.	55
114	In the past year, have you felt depressed or sad MOST days, even if you felt okay sometimes?	55
115	It is all right to beat up people if they start the fight.	56
116	I think it is okay to take something without asking if you can get away with it.	56

117	Where do you get the most information about living a drug and alcohol free life? Parents/guardians . . . . .	56
118	Where do you get the most information about living a drug and alcohol free life? Friends . . . . .	57
119	Where do you get the most information about living a drug and alcohol free life? Family members . . . . .	57
120	Where do you get the most information about living a drug and alcohol free life? School . . . . .	57
121	Where do you get the most information about living a drug and alcohol free life? Internet . . . . .	58
122	Where do you get the most information about living a drug and alcohol free life? TV . . . . .	58
123	Where do you get the most information about living a drug and alcohol free life? Social media . . . . .	58
124	How much do you think people risk harming themselves (physically or in other ways) if they: smoked one or more packs of cigarettes per day? . . . . .	59
125	How much do you think people risk harming themselves (physically or in other ways) if they: try marijuana once or twice? . . . . .	59
126	How much do you think people risk harming themselves (physically or in other ways) if they: smoke marijuana once or twice a week? . . . . .	59
127	How much do you think people risk harming themselves (physically or in other ways) if they: take one or two drinks of an alcoholic beverage (beer, wine, liquor) nearly every day? . . . . .	60
128	How much do you think people risk harming themselves (physically or in other ways) if they: have five or more drinks of an alcoholic beverage once or twice a weekend? . . . . .	60
129	How much do you think people risk harming themselves (physically or in other ways) if they: use prescription drugs that are not prescribed to them? . . . . .	60
130	How much do you think people risk harming themselves (physically or in other ways) if they: use non-prescription drugs to get high? . . . . .	61
131	How much do you think people risk harming themselves (physically or in other ways) if they: use e-cigarettes, e-cigars, or e-hookahs? . . . . .	61
132	Have you ever used smokeless tobacco (chew, snuff, plug, dipping tobacco, or chewing tobacco)? . . . . .	61
133	How often have you used smokeless tobacco during the past 30 days? . . . . .	62
134	Have you ever smoked cigarettes? . . . . .	62
135	How frequently have you smoked cigarettes during the past 30 days? . . . . .	62
136	Which statement best describes rules about smoking inside your home or your family cars? . . . . .	63
137	Have you ever used e-cigarettes, e-cigars, or e-hookahs? . . . . .	63
138	How frequently have you used e-cigarettes, e-cigars, or e-hookahs? . . . . .	64
139	During this school year, were you taught in any of your classes about the dangers of tobacco use? . . . . .	64

140	During the past 12 months, have you participated in any community activities to discourage people your age from using cigarettes, chewing tobacco, snuff, dip or cigars, e-cigarettes, e-cigars, or e-hookahs? . . . . .	64
141	Think back over the last two weeks. How many times have you had five or more alcoholic drinks in a row? . . . . .	65
142	During the past 30 days, how many times did you ride in a car or other vehicle driven by someone who had been drinking alcohol or using drugs to get high? . . . . .	65
143	During the past 30 days, how many times did you drive a car or other vehicle when you had been drinking alcohol or using drugs to get high? . . . . .	65
144	If you drank alcohol (not just a sip or taste) in the past year, how did you usually get it? . . . . .	66
145	If you drank alcohol (not just a sip or taste) in the past year, where did you usually drink it? . . . . .	66
146	How do you feel about someone your age having one or two drinks of an alcoholic beverage nearly every day? . . . . .	67
147	On how many occasions have you had alcoholic beverages (beer, wine or hard liquor) to drink in your lifetime - more than just a few sips? . . . . .	67
148	On how many occasions have you drunk one or more drinks of an alcoholic beverage during the past 30 days? . . . . .	67
149	On how many occasions have you used marijuana (grass, pot) or hashish (hash, hash oil) in your lifetime? . . . . .	68
150	On how many occasions have you used marijuana (grass, pot) or hashish (hash, hash oil) during the past 30 days? . . . . .	68
151	On how many occasions have you used LSD or other psychedelics in your lifetime? . . . . .	68
152	On how many occasions have you used LSD or other psychedelics during the past 30 days? . . . . .	69
153	On how many occasions have you used cocaine or crack in your lifetime? . . . . .	69
154	On how many occasions have you used cocaine or crack during the past 30 days? . . . . .	69
155	On how many occasions have you sniffed glue, breathed the contents of an aerosol spray can, or inhaled other gases or sprays, in order to get high in your lifetime? . . . . .	70
156	On how many occasions have you sniffed glue, breathed the contents of an aerosol spray can, or inhaled other gases or sprays, in order to get high during the past 30 days? . . . . .	70
157	On how many occasions have you used Daztrex in your lifetime? . . . . .	71
158	On how many occasions have you used Daztrex during the past 30 days? . . . . .	71
159	On how many occasions have you used synthetic marijuana (K2, spice) in your lifetime? . . . . .	71

160	On how many occasions have you used synthetic marijuana (K2, spice) during the past 30 days? . . . . .	72
161	On how many occasions have you used methamphetamines (meth, speed, crank, crystal meth) in your lifetime? . . . . .	72
162	On how many occasions have you used methamphetamines (meth, speed, crank, crystal meth) in the past 30 days? . . . . .	72
163	On how many occasions have you used other chemical products (bath salts, plant food, etc.) in your lifetime? . . . . .	73
164	On how many occasions have you used other chemical products (bath salts, plant food, etc.) during the past 30 days? . . . . .	73
165	On how many occasions have you used heroin or other opiates in your lifetime? . . . . .	73
166	On how many occasions have you used heroin or other opiates during the past 30 days? . . . . .	74
167	On how many occasions have you used MDMA ('X', 'E', or ecstasy) in your lifetime? . . . . .	74
168	On how many occasions have you used MDMA ('X', 'E', or ecstasy) during the past 30 days? . . . . .	74
169	On how many occasions have you taken prescription drugs (such as Valium, Xanax, Ritalin, Adderall, OxyContin, Darvocet, or sleeping pills) not prescribed to you in your lifetime? . . . . .	75
170	On how many occasions have you taken prescription drugs (such as Valium, Xanax, Ritalin, Adderall, OxyContin, Darvocet, or sleeping pills) not prescribed to you during the past 30 days? . . . . .	75
171	On how many occasions have you taken non-prescription medicines such as diet pills (for example, Dietac, Dexatrim or Prolamine), stay-awake pills (for example No-Doz, Vivarin, or Wake), or cough or cold medicines (robos, DXM, etc.) to get high in your lifetime? . . . . .	76
172	On how many occasions have you taken non-prescription medicines such as diet pills (for example, Dietac, Dexatrim or Prolamine), stay-awake pills (for example No-Doz, Vivarin, or Wake), or cough or cold medicines (robos, DXM, etc.) to get high during the past 30 days? . . . . .	76
173	On how many occasions have you been drunk or very high from drinking alcoholic beverages during the past 30 days? . . . . .	77
174	On how many occasions have you drunk flavored alcoholic beverages, sometimes called 'alcopops' (like Mike's Hard Lemonade, Smirnoff Ice, Bacardi Breezers, etc.) in your lifetime? . . . . .	77
175	On how many occasions have you drunk flavored alcoholic beverages, sometimes called 'alcopops' (like Mike's Hard Lemonade, Smirnoff Ice, Bacardi Breezers, etc.) during the past 30 days? . . . . .	78
176	If you used prescription drugs or over the counter drugs without a doctor telling you to use it or for the purpose of getting high, where did you get these drugs? - Did not use . . . . .	78

177	If you used prescription drugs or over the counter drugs without a doctor telling you to use it or for the purpose of getting high, where did you get these drugs? - Bought or took from store or shop . . . . .	78
178	If you used prescription drugs or over the counter drugs without a doctor telling you to use it or for the purpose of getting high, where did you get these drugs? - Got from parents with permission . . . . .	79
179	If you used prescription drugs or over the counter drugs without a doctor telling you to use it or for the purpose of getting high, where did you get these drugs? - Got from home without permission . . . . .	79
180	If you used prescription drugs or over the counter drugs without a doctor telling you to use it or for the purpose of getting high, where did you get these drugs? - Got from relative with permission . . . . .	79
181	If you used prescription drugs or over the counter drugs without a doctor telling you to use it or for the purpose of getting high, where did you get these drugs? - Got from relative without permission . . . . .	79
182	If you used prescription drugs or over the counter drugs without a doctor telling you to use it or for the purpose of getting high, where did you get these drugs? - Got from friend's home with permission . . . . .	80
183	If you used prescription drugs or over the counter drugs without a doctor telling you to use it or for the purpose of getting high, where did you get these drugs? - Got from friend's home without permission . . . . .	80
184	If you used prescription drugs or over the counter drugs without a doctor telling you to use it or for the purpose of getting high, where did you get these drugs? - Got from friend at school . . . . .	80
185	If you used prescription drugs or over the counter drugs without a doctor telling you to use it or for the purpose of getting high, where did you get these drugs? - Got from friend at party . . . . .	80
186	If you used prescription drugs or over the counter drugs without a doctor telling you to use it or for the purpose of getting high, where did you get these drugs? - Got from friend, elsewhere . . . . .	81
187	If you used prescription drugs or over the counter drugs without a doctor telling you to use it or for the purpose of getting high, where did you get these drugs? - Got from internet sale . . . . .	81
188	During the last month, about how many marijuana cigarettes, or the equivalent, did you smoke a day, on the average? . . . . .	81
189	How wrong do your friends feel it would be for YOU to: have one or two drinks of an alcoholic beverage nearly every day? . . . . .	82
190	How wrong do your friends feel it would be for YOU to: smoke tobacco? . . . . .	82
191	How wrong do your friends feel it would be for YOU to: smoke marijuana? . . . . .	82
192	How wrong do your friends feel it would be for YOU to: use prescription drugs not prescribed to you? . . . . .	83
193	How wrong would most adults (over 21) in your neighborhood think it is for kids your age: to use marijuana? . . . . .	83

194	How wrong would most adults (over 21) in your neighborhood think it is for kids your age: to drink alcohol? . . . . .	83
195	How wrong would most adults (over 21) in your neighborhood think it is for kids your age: to smoke cigarettes? . . . . .	84
196	How much do each of the following statements describe your neighborhood? crime and/or drug selling . . . . .	84
197	How much do each of the following statements describe your neighborhood? fights . . . . .	84
198	How much do each of the following statements describe your neighborhood? lots of empty or abandoned buildings . . . . .	85
199	How much do each of the following statements describe your neighborhood? lots of graffiti . . . . .	85
200	I feel safe in my neighborhood. . . . .	85
201	If a kid smoked marijuana in your neighborhood would he or she be caught by the police? . . . . .	86
202	If a kid drank some beer, wine or hard liquor (for example, vodka, whiskey, or gin) in your neighborhood would he or she be caught by the police? . . . . .	86
203	If a kid carried a handgun in your neighborhood would he or she be caught by the police? . . . . .	86
204	If you wanted to get some cigarettes, how easy would it be for you to get some? . . . . .	87
205	If you wanted to get some beer, wine or hard liquor (for example, vodka, whiskey, or gin), how easy would it be for you to get some? . . . . .	87
206	If you wanted to get a drug like cocaine, LSD, or amphetamines, how easy would it be for you to get some? . . . . .	87
207	If you wanted to get a handgun, how easy would it be for you to get one? . . . . .	88
208	If you wanted to get some marijuana, how easy would it be for you to get some? . . . . .	88
209	If you wanted to get prescription drugs for the purpose of getting high, how easy would it be for you to get some? . . . . .	88
210	If you wanted to get synthetic marijuana such as K2 or chemical products such as bath salts to get high, how easy would it be for you to get some? . . . . .	89
211	If you wanted to get steroids to use or to enhance athletic performance, how easy would it be for you to get some? . . . . .	89
212	If you wanted to get e-cigarettes, e-cigars, or e-hookahs, how easy would it be for you to get some? . . . . .	89
213	During the past 12 months, have you participated in any alcohol prevention programs or seen any alcohol prevention messages in your school or community? Yes, a school-based program focused on preventing underage drinking and/or drinking and driving. . . . .	90

214	During the past 12 months, have you participated in any alcohol prevention programs or seen any alcohol prevention messages in your school or community? Yes, a community-based program focused on preventing underage drinking and/or drinking and driving (for example, through your church or temple or through youth groups like Boys and Girls Club or 4-H). . . . .	90
215	During the past 12 months, have you participated in any alcohol prevention programs or seen any alcohol prevention messages in your school or community? Yes, a media campaign addressing underage drinking and/or drinking and driving (for example, newspaper ads, posters, pamphlets, radio, TV). . . . .	90
216	During the past 12 months, have you participated in any alcohol prevention programs or seen any alcohol prevention messages in your school or community? No . . . . .	90
217	How wrong do your parents feel it would be for YOU to: have one or two drinks of an alcoholic beverage nearly every day? . . . . .	91
218	How wrong do your parents feel it would be for YOU to: smoke tobacco? . . . . .	91
219	How wrong do your parents feel it would be for YOU to: smoke marijuana? . . . . .	91
220	How wrong do your parents feel it would be for YOU to: use prescription drugs not prescribed to you? . . . . .	92
221	How wrong do your parents feel it would be for YOU to: steal something worth more than \$5? . . . . .	92
222	How wrong do your parents feel it would be for YOU to: draw graffiti, write things, or draw pictures on buildings or other property (without the owner's permission)? . . . . .	92
223	How wrong do your parents feel it would be for YOU to: pick a fight with someone? . . . . .	93
224	During the past 12 months, have you talked with at least one of your parents about the dangers of underage drinking and/or drinking and driving? By parents, we mean either your biological parents, adoptive parents, stepparents, or adult guardians - whether or not they live with you. . . . .	93
225	The rules in my family are clear. . . . .	93
226	People in my family have serious arguments about the same things, and often insult or yell at each other. . . . .	94
227	When I am not at home, one of my parents knows where I am and who I am with. . . . .	94
228	My family has clear rules about alcohol and drug use. . . . .	94
229	If you skipped school would you be caught by your parents? . . . . .	95
230	My parents ask if I've gotten my homework done. . . . .	95
231	Would your parents know if you did not come home on time? . . . . .	95
232	Do you know how to properly dispose of leftover prescription drugs? . . . . .	96



233	Have any of your brothers or sisters ever: drunk beer, wine or hard liquor (for example, vodka, whiskey or gin)? . . . . .	96
234	Have any of your brothers or sisters ever: smoked marijuana? . . . .	96
235	Have any of your brothers or sisters ever: smoked cigarettes? . . . .	96
236	Have any of your brothers or sisters ever: taken a handgun to school? .	97
237	Have any of your brothers or sisters ever: been suspended or expelled from school? . . . . .	97
238	Have any of your brothers or sisters ever: used e-cigarettes, e-cigars or e-hookahs? . . . . .	97
239	Have any of your brothers or sisters ever: used prescription drugs not prescribed to him/her? . . . . .	97
240	Have you changed homes in the past year (the last 12 months)? . . .	98
241	How many times have you changed homes since kindergarten? . . . .	98
242	Have you changed schools (including changing from elementary to middle and middle to high school) in the past year? . . . . .	98
243	How many times have you changed schools since kindergarten (including changing from elementary to middle and middle to high school)? . . . . .	99
244	Has anyone in your family ever had severe alcohol or drug problems? .	99
245	About how many adults (over 21) have you known personally who in the past year have: used marijuana, crack, cocaine, or other drugs? .	99
246	About how many adults (over 21) have you known personally who in the past year have: sold or dealt drugs? . . . . .	100
247	About how many adults (over 21) have you known personally who in the past year have: done other things that could get them in trouble with the police, like stealing, selling stolen goods, mugging or assaulting others, etc.? . . . .	100
248	About how many adults (over 21) have you known personally who in the past year have: gotten drunk or high? . . . . .	100
249	Have you seen or heard information about underage drinking in the past 12 months from the following sources? Radio . . . . .	101
250	Have you seen or heard information about underage drinking in the past 12 months from the following sources? TV. . . . .	101
251	Have you seen or heard information about underage drinking in the past 12 months from the following sources? Print. This includes information on underage drinking you may have seen in the newspaper, on a billboard, in pamphlets, on stickers, etc. . . . .	101
252	Have you seen or heard information about underage drinking in the past 12 months from the following sources? Website or social media? (Facebook, Myspace, website, etc.) . . . . .	101
253	The next questions ask about your opinions of the information you saw or heard. If you have seen or heard more than one ad, please think about your favorite ad when answering these questions. The information about underage drinking that I saw or heard was convincing. . . . .	102

254	The next questions ask about your opinions of the information you saw or heard. If you have seen or heard more than one ad, please think about your favorite ad when answering these questions. The information about underage drinking that I saw or heard grabbed my attention. . . . .	102
255	The next questions ask about your opinions of the information you saw or heard. If you have seen or heard more than one ad, please think about your favorite ad when answering these questions. The information about underage drinking that I saw or heard said something important to me. . . . .	102
256	The next questions ask about your opinions of the information you saw or heard. If you have seen or heard more than one ad, please think about your favorite ad when answering these questions. Seeing or hearing this information about underage drinking made me want to stop or decrease my drinking. . . . .	103
257	How honest were you in filling out this survey? . . . . .	103

List of Figures

1	Grade Chart . . . . .	12
2	Gender Chart . . . . .	13
3	Age Chart . . . . .	14
4	Ethnic Origin Chart . . . . .	15

# 1 INTRODUCTION

This report was generated from data collected on the *2015 Arkansas Prevention Needs Assessment Student Survey*. This report contains basic frequency tables of all data collected and graphs on the selected demographic variables of grade, gender, age and ethnic origin. The graph on ethnic origin is represented as a bar chart rather than as a pie chart. This is because students were allowed to mark more than one response for ethnic origin as opposed to being allowed to mark only one response. The bars represent the percent of students who marked each of the ethnic categories.

Questions regarding the information found in this report can be directed to:

**Pride Surveys**

2140 Newmarket Parkway Suite 116 Marietta, GA 30067 1-800-279-6361  
[www.pridesurveys.com](http://www.pridesurveys.com)

# Grade Chart

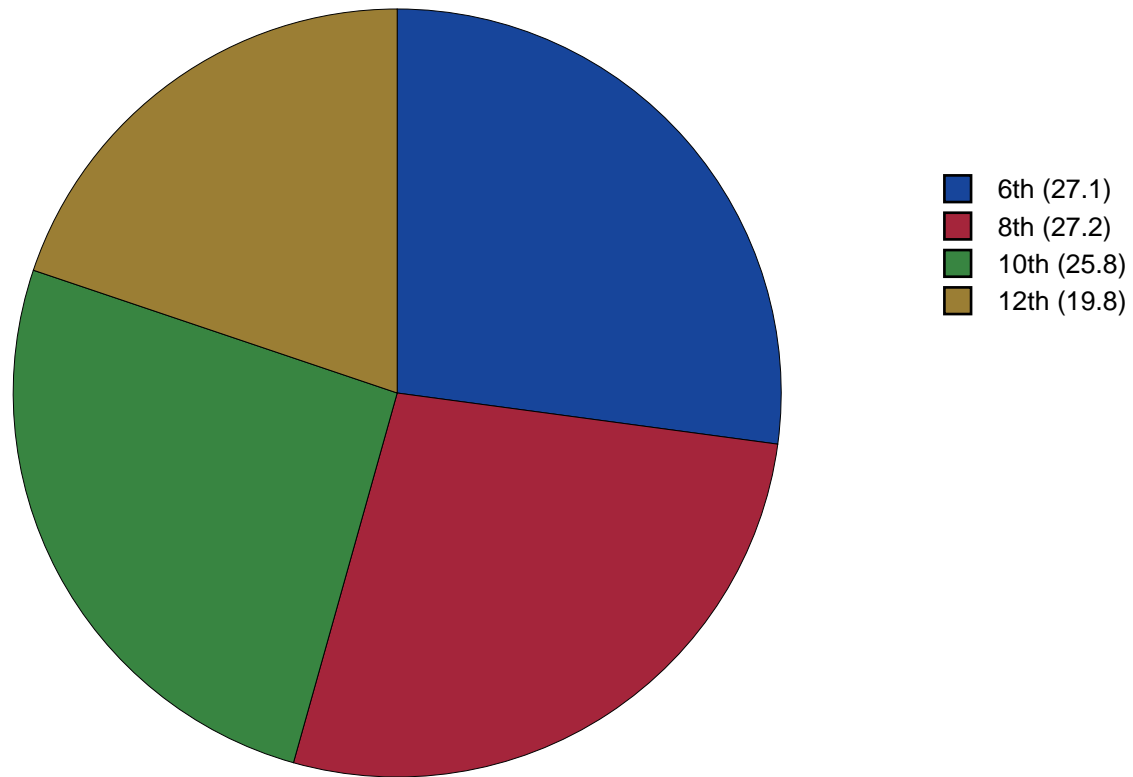


Figure 1: Grade Chart

## Gender Chart

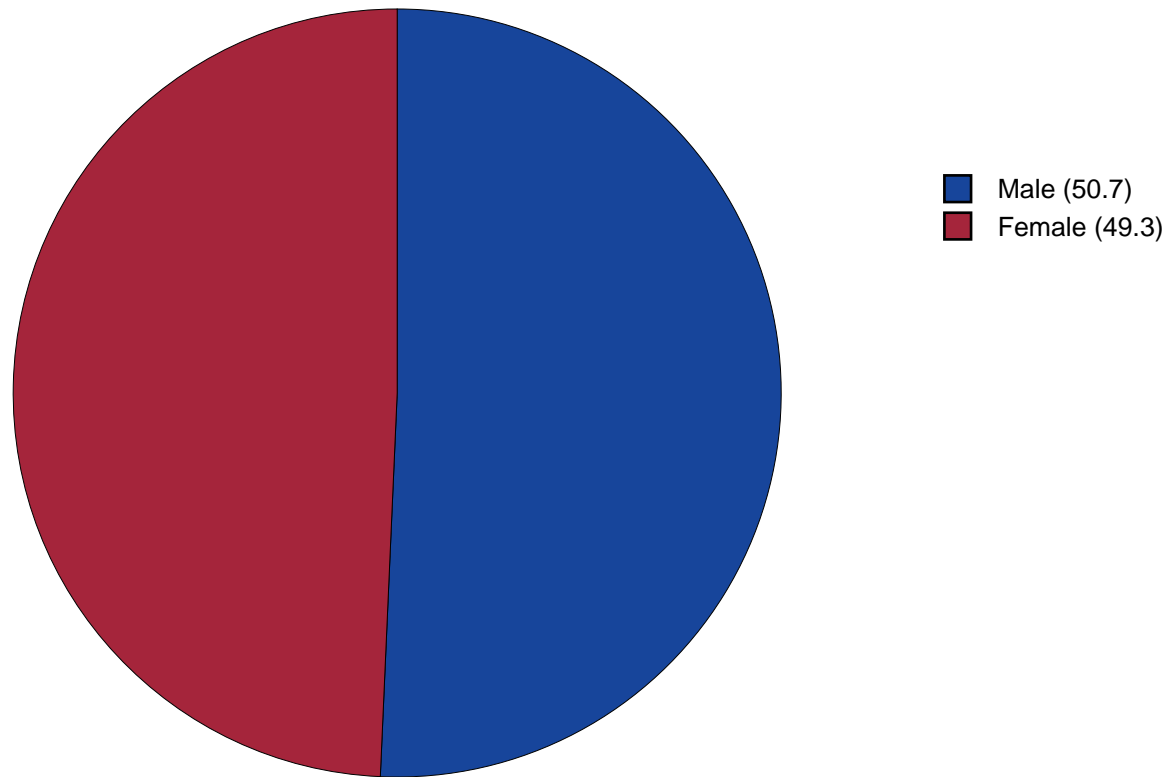


Figure 2: Gender Chart



# Age Chart

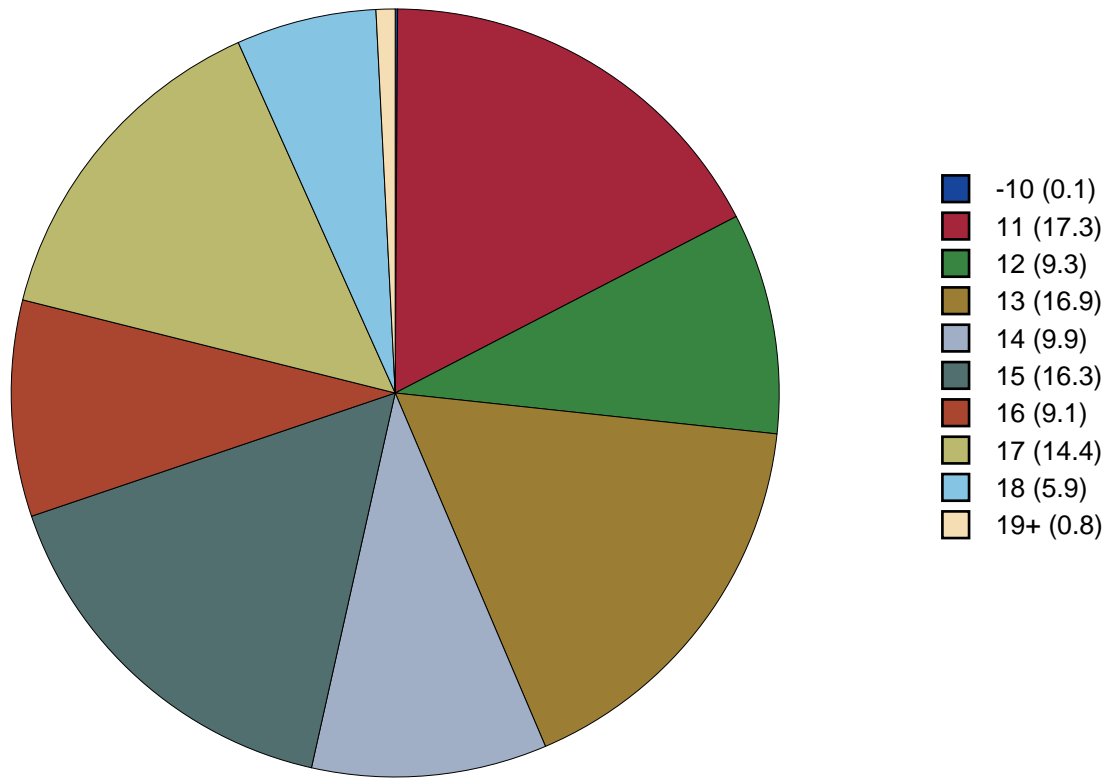


Figure 3: Age Chart

# Ethnic Origin Chart

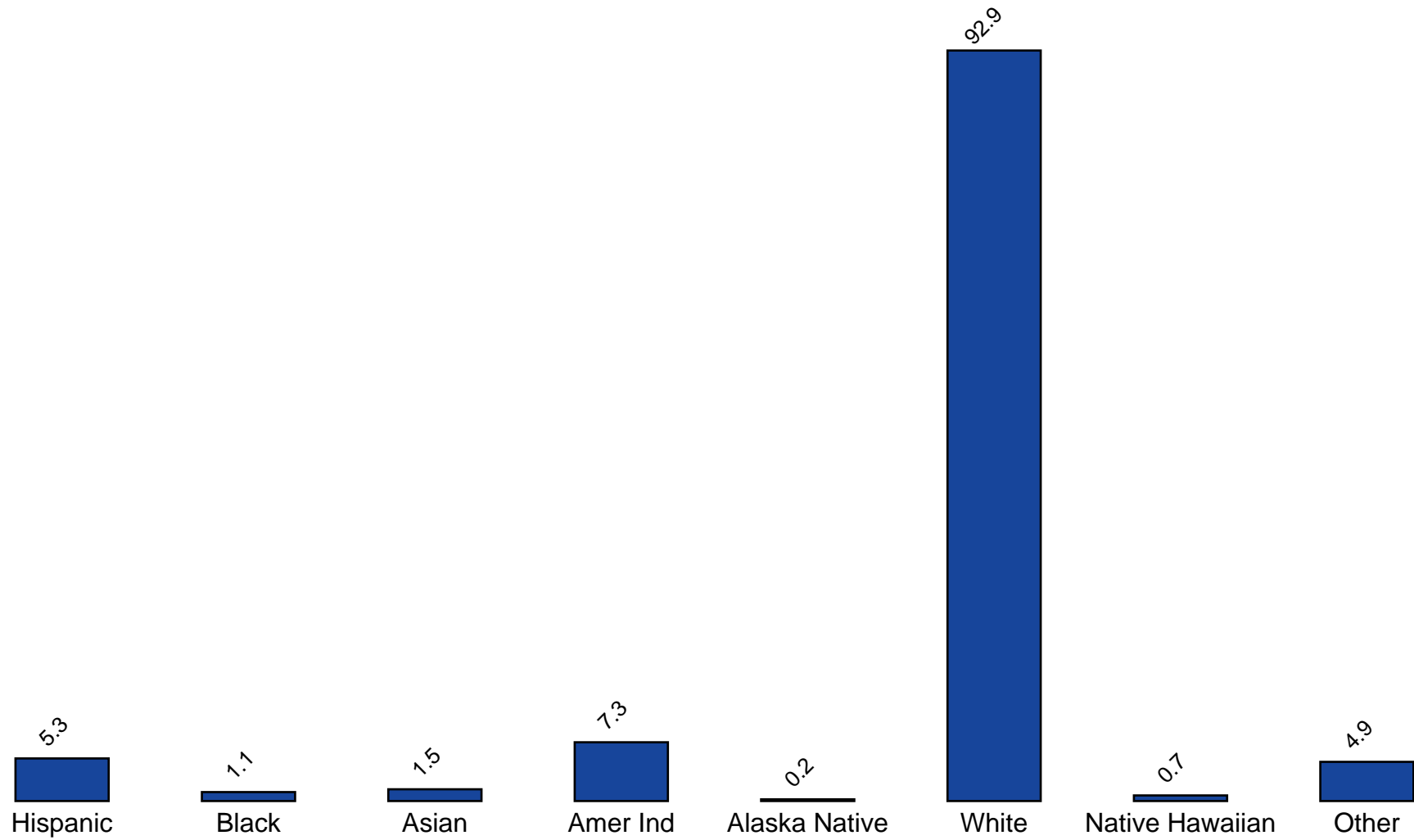


Figure 4: Ethnic Origin Chart

## 2 PERCENTAGE TABLES

The following tables contain frequency distribution detailing how your students responded to each question on the survey. The tables appear in the same order as the questions on the survey. The tables include breakdowns by grade level as well as overall percentages. The *N of Valid* row is a frequency count of the number of valid responses to each question for each grade and overall. The *N of Miss* row is a frequency count of the number of invalid (marked more than one response) or missing (i.e. did not respond) responses to each question for each grade and overall.

For the questions that allowed more than one response (i.e. race, live with, etc.) each response becomes a separate table. If a student did not mark the response, that was counted as a NO response, and if they did mark the response, that was counted as a YES response. Since a non response is a valid response for these questions, the *N of Miss* will always be zero for these questions.

Table 1: Sex



Response	6	8	10	12	Total	
Male	48.5	50.4	50.1	55.1	50.7	
Female	51.5	49.6	49.9	44.9	49.3	
N of Valid	388	389	373	285	1435	
N of Miss	3	4	0	1	8	

Table 2: Age











Response	6	8	10	12	Total	
10 or younger	0.5	0.0	0.0	0.0	0.1	
11	63.9	0.0	0.0	0.0	17.3	
12	34.0	0.3	0.0	0.0	9.3	
13	1.3	61.0	0.0	0.0	16.9	
14	0.3	36.0	0.0	0.0	9.9	
15	0.0	2.8	60.1	0.0	16.3	
16	0.0	0.0	33.8	1.8	9.1	
17	0.0	0.0	5.6	65.3	14.4	
18	0.0	0.0	0.5	29.1	5.9	
19 or older	0.0	0.0	0.0	3.9	0.8	
N of Valid	391	392	373	285	1441	
N of Miss	0	1	0	1	2	

Table 3: Are you Hispanic or Latino?



Response	6	8	10	12	Total	
No	95.5	93.7	95.6	94.0	94.7	
Yes	4.5	6.3	4.4	6.0	5.3	
N of Valid	356	382	363	283	1384	
N of Miss	35	11	10	3	59	

Table 4: What is your race? Black or African American



Response	6	8	10	12	Total	
No	98.7	99.0	99.2	98.6	98.9	
Yes	1.3	1.0	0.8	1.4	1.1	
N of Valid	391	393	373	286	1443	
N of Miss	0	0	0	0	0	

Table 5: What is your race? Asian



Response	6	8	10	12	Total	
No	99.0	99.5	98.4	96.9	98.5	
Yes	1.0	0.5	1.6	3.1	1.5	
N of Valid	391	393	373	286	1443	
N of Miss	0	0	0	0	0	

Table 6: What is your race? American Indian



Response	6	8	10	12	Total	
No	88.7	93.4	94.1	95.5	92.7	
Yes	11.3	6.6	5.9	4.5	7.3	
N of Valid	391	393	373	286	1443	
N of Miss	0	0	0	0	0	

Table 7: What is your race? Alaska Native



Response	6	8	10	12	Total	
No	99.5	100.0	99.7	100.0	99.8	
Yes	0.5	0.0	0.3	0.0	0.2	
N of Valid	391	393	373	286	1443	
N of Miss	0	0	0	0	0	



Table 8: What is your race? White



Response	6	8	10	12	Total	
No	9.7	7.9	3.5	7.0	7.1	
Yes	90.3	92.1	96.5	93.0	92.9	
N of Valid	391	393	373	286	1443	
N of Miss	0	0	0	0	0	

Table 9: What is your race? Native Hawaiian or Other Pacific Islander



Response	6	8	10	12	Total	
No	99.0	99.2	99.5	99.7	99.3	
Yes	1.0	0.8	0.5	0.3	0.7	
N of Valid	391	393	373	286	1443	
N of Miss	0	0	0	0	0	

Table 10: What is your race? Other



Response	6	8	10	12	Total	
No	93.6	93.9	97.3	96.2	95.1	
Yes	6.4	6.1	2.7	3.8	4.9	
N of Valid	391	393	373	286	1443	
N of Miss	0	0	0	0	0	

Table 11: What is the highest level of schooling completed by your mother or father?

Response	6	8	10	12	Total
Completed grade school or less	1.1	0.8	1.4	1.4	1.1
Some high school	2.4	5.7	11.4	8.9	7.0
Completed high school	9.8	17.6	16.8	21.6	16.1
Some college	10.0	10.9	20.5	22.3	15.5
Completed college	28.5	32.1	31.6	28.4	30.3
Graduate or professional school after college	6.8	8.8	10.5	9.9	9.0
Don't know	41.2	22.0	6.5	5.3	19.6
Does not apply	0.3	2.1	1.4	2.1	1.4
N of Valid	369	386	370	282	1407
N of Miss	22	7	3	4	36

Table 12: Think of where you live most of the time. Which of the following people live there with you? Mother

Response	6	8	10	12	Total
No	14.8	16.5	17.2	18.9	16.7
Yes	85.2	83.5	82.8	81.1	83.3
N of Valid	391	393	373	286	1443
N of Miss	0	0	0	0	0

Table 13: Think of where you live most of the time. Which of the following people live there with you? Stepmother

Response	6	8	10	12	Total
No	92.8	92.1	92.8	93.0	92.7
Yes	7.2	7.9	7.2	7.0	7.3
N of Valid	391	393	373	286	1443
N of Miss	0	0	0	0	0

Table 14: Think of where you live most of the time. Which of the following people live there with you? Foster Mother



Response	6	8	10	12	Total	
No	99.5	99.7	100.0	100.0	99.8	
Yes	0.5	0.3	0.0	0.0	0.2	
N of Valid	391	393	373	286	1443	
N of Miss	0	0	0	0	0	

Table 15: Think of where you live most of the time. Which of the following people live there with you? Grandmother



Response	6	8	10	12	Total	
No	86.4	87.3	89.5	93.7	88.9	
Yes	13.6	12.7	10.5	6.3	11.1	
N of Valid	391	393	373	286	1443	
N of Miss	0	0	0	0	0	

Table 16: Think of where you live most of the time. Which of the following people live there with you? Aunt



Response	6	8	10	12	Total	
No	96.4	96.4	96.5	98.3	96.8	
Yes	3.6	3.6	3.5	1.7	3.2	
N of Valid	391	393	373	286	1443	
N of Miss	0	0	0	0	0	

Table 17: Think of where you live most of the time. Which of the following people live there with you? Father



Response	6	8	10	12	Total	
No	32.5	36.9	41.8	41.3	37.8	
Yes	67.5	63.1	58.2	58.7	62.2	
N of Valid	391	393	373	286	1443	
N of Miss	0	0	0	0	0	

Table 18: Think of where you live most of the time. Which of the following people live there with you? Stepfather



Response	6	8	10	12	Total	
No	82.6	80.9	84.5	81.5	82.4	
Yes	17.4	19.1	15.5	18.5	17.6	
N of Valid	391	393	373	286	1443	
N of Miss	0	0	0	0	0	

Table 19: Think of where you live most of the time. Which of the following people live there with you? Foster Father



Response	6	8	10	12	Total	
No	99.5	99.5	100.0	99.7	99.7	
Yes	0.5	0.5	0.0	0.3	0.3	
N of Valid	391	393	373	286	1443	
N of Miss	0	0	0	0	0	

Table 20: Think of where you live most of the time. Which of the following people live there with you? Grandfather



Response	6	8	10	12	Total	
No	90.5	92.4	92.5	95.8	92.6	
Yes	9.5	7.6	7.5	4.2	7.4	
N of Valid	391	393	373	286	1443	
N of Miss	0	0	0	0	0	

Table 21: Think of where you live most of the time. Which of the following people live there with you? Uncle



Response	6	8	10	12	Total	
No	97.4	96.7	97.1	99.0	97.4	
Yes	2.6	3.3	2.9	1.0	2.6	
N of Valid	391	393	373	286	1443	
N of Miss	0	0	0	0	0	

Table 22: Think of where you live most of the time. Which of the following people live there with you? Other Adults

Response	6	8	10	12	Total	
No	98.5	98.7	96.2	94.4	97.2	
Yes	1.5	1.3	3.8	5.6	2.8	
N of Valid	391	393	373	286	1443	
N of Miss	0	0	0	0	0	

Table 23: Think of where you live most of the time. Which of the following people live there with you? Brother(s)

Response	6	8	10	12	Total	
No	49.9	51.9	56.3	68.5	55.8	
Yes	50.1	48.1	43.7	31.5	44.2	
N of Valid	391	393	373	286	1443	
N of Miss	0	0	0	0	0	

Table 24: Think of where you live most of the time. Which of the following people live there with you? Stepbrother(s)

Response	6	8	10	12	Total	
No	91.6	94.4	98.1	93.7	94.5	
Yes	8.4	5.6	1.9	6.3	5.5	
N of Valid	391	393	373	286	1443	
N of Miss	0	0	0	0	0	

Table 25: Think of where you live most of the time. Which of the following people live there with you? Sister(s)

Response	6	8	10	12	Total	
No	54.2	51.9	64.9	65.4	58.6	
Yes	45.8	48.1	35.1	34.6	41.4	
N of Valid	391	393	373	286	1443	
N of Miss	0	0	0	0	0	



Table 26: Think of where you live most of the time. Which of the following people live there with you? Stepsister(s)



Response	6	8	10	12	Total	
No	92.8	92.4	96.5	96.5	94.4	
Yes	7.2	7.6	3.5	3.5	5.6	
N of Valid	391	393	373	286	1443	
N of Miss	0	0	0	0	0	

Table 27: Think of where you live most of the time. Which of the following people live there with you? Other Children



Response	6	8	10	12	Total	
No	95.7	95.9	94.1	95.5	95.3	
Yes	4.3	4.1	5.9	4.5	4.7	
N of Valid	391	393	373	286	1443	
N of Miss	0	0	0	0	0	

Table 28: In my school, students have lots of chances to help decide things like class activities and rules.





Response	6	8	10	12	Total	
NO!	9.1	10.0	10.6	10.2	10.0	
no	44.6	36.8	36.3	25.7	36.6	
yes	39.9	46.8	43.4	49.6	44.6	
YES!	6.3	6.4	9.8	14.4	8.8	
N of Valid	383	389	369	284	1425	
N of Miss	8	4	4	2	18	

Table 29: Teachers ask me to work on special classroom projects.





Response	6	8	10	12	Total	
NO!	10.6	7.5	9.2	6.0	8.5	
no	41.0	41.9	42.2	32.9	39.9	
yes	38.7	41.9	45.7	53.7	44.4	
YES!	9.6	8.8	3.0	7.4	7.2	
N of Valid	385	387	370	283	1425	
N of Miss	6	6	3	3	18	

Table 30: My teacher(s) notices when I am doing a good job and lets me know about it.

Response	6	8	10	12	Total	
NO!	5.0	6.2	5.4	5.7	5.6	
no	18.9	23.0	20.4	22.8	21.2	
yes	51.7	54.0	60.1	53.7	54.9	
YES!	24.4	16.8	14.1	17.8	18.3	
N of Valid	381	387	368	281	1417	
N of Miss	10	6	5	5	26	

Table 31: There are lots of chances for students in my school to get involved in sports, clubs, and other school activities outside of class.

Response	6	8	10	12	Total	
NO!	1.8	0.8	1.1	2.1	1.4	
no	10.8	2.1	3.5	6.4	5.7	
yes	42.9	35.6	35.5	40.2	38.5	
YES!	44.5	61.5	59.9	51.2	54.5	
N of Valid	389	390	372	281	1432	
N of Miss	2	3	1	5	11	

Table 32: There are lots of chances for students in my school to talk with a teacher one-on-one.

Response	6	8	10	12	Total	
NO!	3.6	5.2	4.3	4.6	4.4	
no	12.7	18.4	14.1	17.0	15.5	
yes	50.8	49.6	57.6	50.7	52.2	
YES!	32.9	26.8	24.1	27.7	27.9	
N of Valid	386	385	370	282	1423	
N of Miss	5	8	3	4	20	

Table 33: I feel safe at my school.

Response	6	8	10	12	Total
NO!	3.9	3.1	5.1	5.3	4.3
no	6.5	9.4	10.5	13.5	9.7
yes	34.1	51.0	58.1	50.0	48.1
YES!	55.6	36.5	26.2	31.2	37.9
N of Valid	387	384	370	282	1423
N of Miss	4	9	3	4	20

Table 34: The school lets my parents know when I have done something well.

Response	6	8	10	12	Total
NO!	9.9	18.7	20.8	18.9	16.9
no	36.3	48.2	44.6	49.8	44.4
yes	40.7	27.2	27.6	25.6	30.6
YES!	13.1	6.0	7.0	5.7	8.1
N of Valid	383	386	370	281	1420
N of Miss	8	7	3	5	23

Table 35: My teachers praise me when I work hard in school.

Response	6	8	10	12	Total
NO!	12.7	14.5	14.9	7.5	12.7
no	41.2	43.4	43.4	42.1	42.6
yes	36.9	34.7	36.9	42.5	37.4
YES!	9.2	7.4	4.9	7.9	7.3
N of Valid	371	380	369	280	1400
N of Miss	20	13	4	6	43

Table 36: Are your school grades better than the grades of most students in your class?

Response	6	8	10	12	Total
NO!	7.2	8.4	6.5	6.1	7.1
no	32.9	31.7	32.1	26.4	31.1
yes	44.8	42.7	46.2	46.4	44.9
YES!	15.1	17.2	15.2	21.1	16.9
N of Valid	377	379	368	280	1404
N of Miss	14	14	5	6	39

Table 37: I have lots of chances to be part of class discussions or activities.

Response	6	8	10	12	Total
NO!	3.6	3.6	3.0	1.8	3.1
no	13.1	10.3	14.6	18.6	13.8
yes	49.0	57.6	62.3	55.0	56.0
YES!	34.3	28.5	20.2	24.6	27.2
N of Valid	388	389	371	280	1428
N of Miss	3	4	2	6	15

Table 38: Now thinking back over the past year in school, how often did you: enjoy being in school?

Response	6	8	10	12	Total
Never	3.4	8.0	9.7	11.7	7.9
Seldom	8.8	13.2	19.0	19.0	14.7
Sometimes	30.1	37.7	37.8	38.7	35.9
Often	26.0	28.4	26.5	24.1	26.4
Almost always	31.7	12.7	7.0	6.6	15.2
N of Valid	385	387	373	274	1419
N of Miss	6	6	0	12	24

Table 39: Now thinking back over the past year in school, how often did you: hate being in school?






Response	6	8	10	12	Total	
Never	15.7	5.9	3.2	4.0	7.5	
Seldom	39.0	29.5	19.6	20.4	27.7	
Sometimes	25.9	32.3	35.4	35.8	32.1	
Often	14.9	20.4	26.8	21.5	20.8	
Almost always	4.5	11.9	15.0	18.2	11.9	
N of Valid	382	387	373	274	1416	
N of Miss	9	6	0	12	27	

Table 40: Now thinking back over the past year in school, how often did you: try to do your best work in school?






Response	6	8	10	12	Total	
Never	0.3	0.0	1.1	0.0	0.4	
Seldom	0.8	1.0	2.2	4.4	1.9	
Sometimes	5.6	8.4	16.6	19.0	11.9	
Often	18.7	28.9	35.9	41.6	30.5	
Almost always	74.7	61.7	44.3	35.0	55.4	
N of Valid	375	381	368	274	1398	
N of Miss	16	12	5	12	45	

Table 41: How often do you feel that the school work you are assigned is meaningful and important?






Response	6	8	10	12	Total	
Never	2.6	4.7	7.3	9.5	5.7	
Seldom	10.2	20.9	28.6	32.8	22.3	
Sometimes	23.7	33.3	39.4	36.9	33.0	
Often	33.1	26.9	18.1	17.2	24.4	
Almost always	30.5	14.2	6.7	3.6	14.6	
N of Valid	384	387	371	274	1416	
N of Miss	7	6	2	12	27	



Table 42: Putting them all together, what were your grades like last year?






Response	6	8	10	12	Total	
Mostly F's	0.8	0.8	0.8	0.0	0.7	
Mostly D's	2.4	1.8	3.3	1.1	2.2	
Mostly C's	6.5	15.7	16.8	19.8	14.3	
Mostly B's	35.3	39.1	42.6	42.2	39.6	
Mostly A's	54.9	42.5	36.5	36.9	43.2	
N of Valid	368	381	364	268	1381	
N of Miss	23	12	9	18	62	

Table 43: How important do you think the things you are learning in school are going to be for your later life?






Response	6	8	10	12	Total	
Very important	46.0	23.5	8.6	9.2	23.0	
Quite important	28.6	24.0	19.6	18.1	23.0	
Fairly important	17.1	32.0	36.0	35.8	29.7	
Slightly important	7.5	17.5	27.7	28.4	19.6	
Not at all important	0.8	3.1	8.1	8.5	4.8	
N of Valid	385	388	372	271	1416	
N of Miss	6	5	1	15	27	

Table 44: Do your parents care about your skipping or cutting school?



Response	6	8	10	12	Total	
Yes	96.6	96.9	93.8	89.3	94.5	
No	3.4	3.1	6.2	10.7	5.5	
N of Valid	382	385	372	271	1410	
N of Miss	9	8	1	15	33	

Table 45: During the LAST FOUR WEEKS how many whole days of school have you missed because you skipped or 'cut'?








Response	6	8	10	12	Total	
None	79.8	79.1	77.4	63.1	75.8	
1	8.0	8.8	10.8	11.4	9.6	
2	4.7	4.7	4.3	12.9	6.1	
3	3.4	4.4	3.2	6.3	4.2	
4-5	2.8	2.6	4.0	4.8	3.5	
6-10	0.8	0.5	0.0	0.7	0.5	
11 or more	0.5	0.0	0.3	0.7	0.4	
N of Valid	386	387	371	271	1415	
N of Miss	5	6	2	15	28	

Table 46: What are the chances you would be seen as cool if you: smoked cigarettes?






Response	6	8	10	12	Total	
No or very little chance	88.9	80.5	62.9	53.0	72.9	
Little chance	8.2	11.2	21.2	20.7	14.8	
Some chance	1.3	6.2	11.3	12.6	7.4	
Pretty good chance	1.3	1.6	2.7	9.3	3.3	
Very good chance	0.3	0.5	1.9	4.4	1.6	
N of Valid	379	384	364	270	1397	
N of Miss	12	9	9	16	46	

Table 47: What are the chances you would be seen as cool if you: worked hard at school?






Response	6	8	10	12	Total	
No or very little chance	4.9	6.5	9.3	12.6	8.0	
Little chance	7.8	12.8	18.8	21.5	14.7	
Some chance	17.2	24.0	32.7	29.3	25.4	
Pretty good chance	25.8	29.4	24.8	22.6	25.9	
Very good chance	44.3	27.3	14.4	14.1	26.0	
N of Valid	384	384	367	270	1405	
N of Miss	7	9	6	16	38	

Table 48: What are the chances you would be seen as cool if you: began drinking alcoholic beverages regularly, that is, at least once or twice a month?






Response	6	8	10	12	Total	
No or very little chance	86.3	76.1	47.7	36.8	63.9	
Little chance	10.5	13.0	15.9	18.6	14.2	
Some chance	2.1	5.7	18.4	16.4	10.1	
Pretty good chance	0.8	3.1	13.4	20.1	8.4	
Very good chance	0.3	2.1	4.7	8.2	3.4	
N of Valid	380	385	365	269	1399	
N of Miss	11	8	8	17	44	

Table 49: What are the chances you would be seen as cool if you: defended someone who was being bullied?






Response	6	8	10	12	Total	
No or very little chance	4.7	7.5	9.0	9.0	7.4	
Little chance	6.8	6.7	12.0	15.4	9.8	
Some chance	14.7	19.7	28.4	29.6	22.5	
Pretty good chance	21.8	31.3	27.0	24.3	26.3	
Very good chance	52.0	34.7	23.5	21.7	34.0	
N of Valid	381	386	366	267	1400	
N of Miss	10	7	7	19	43	

Table 50: What are the chances you would be seen as cool if you: smoked marijuana?






Response	6	8	10	12	Total	
No or very little chance	91.4	79.8	49.0	46.1	68.5	
Little chance	5.2	9.3	17.8	18.2	12.1	
Some chance	1.8	5.2	12.9	14.5	8.1	
Pretty good chance	0.8	3.1	11.5	13.0	6.6	
Very good chance	0.8	2.6	8.8	8.2	4.8	
N of Valid	382	386	365	269	1402	
N of Miss	9	7	8	17	41	

Table 51: What are the chances you would be seen as cool if you: carried a handgun?






Response	6	8	10	12	Total	
No or very little chance	80.2	74.7	74.4	65.1	74.3	
Little chance	10.3	11.7	12.4	17.1	12.5	
Some chance	4.2	5.7	6.3	8.9	6.1	
Pretty good chance	2.9	3.9	4.1	4.5	3.8	
Very good chance	2.4	3.9	2.8	4.5	3.3	
N of Valid	379	384	363	269	1395	
N of Miss	12	9	10	17	48	

Table 52: What are the chances you would be seen as cool if you: used e-cigarettes, e-cigars or e-hookahs?






Response	6	8	10	12	Total	
No or very little chance	90.0	74.2	52.7	45.6	67.4	
Little chance	6.1	12.2	15.3	18.5	12.6	
Some chance	2.1	7.3	13.1	12.6	8.4	
Pretty good chance	1.6	2.9	10.7	11.9	6.3	
Very good chance	0.3	3.4	8.2	11.5	5.4	
N of Valid	380	384	366	270	1400	
N of Miss	11	9	7	16	43	

Table 53: What are the chances you would be seen as cool if you: bullied someone or cyber bullied someone?






Response	6	8	10	12	Total	
No or very little chance	83.5	83.9	76.8	71.0	79.5	
Little chance	9.7	10.6	11.2	16.4	11.6	
Some chance	3.1	2.9	7.6	8.2	5.2	
Pretty good chance	1.6	1.6	3.0	2.6	2.1	
Very good chance	2.1	1.0	1.4	1.9	1.6	
N of Valid	382	385	367	269	1403	
N of Miss	9	8	6	17	40	

Table 54: Think of your four best friends (the friends you feel closest to). In the past year (12 months), how many of your best friends have: participated in clubs, organizations or activities at school?






Response	6	8	10	12	Total	
0	9.9	5.5	8.9	8.0	8.1	
1	11.5	9.1	11.4	7.2	10.0	
2	19.1	17.4	16.5	16.7	17.5	
3	19.9	18.4	16.3	12.9	17.2	
4	39.5	49.6	46.9	55.1	47.2	
N of Valid	382	385	369	263	1399	
N of Miss	9	8	4	23	44	

Table 55: Think of your four best friends (the friends you feel closest to). In the past year (12 months), how many of your best friends have: smoked cigarettes?






Response	6	8	10	12	Total	
0	94.5	82.6	61.5	47.1	73.6	
1	4.4	10.8	16.3	20.5	12.3	
2	1.0	3.4	11.9	12.5	6.7	
3	0.0	1.6	2.7	6.8	2.4	
4	0.0	1.6	7.6	12.9	4.9	
N of Valid	384	380	369	263	1396	
N of Miss	7	13	4	23	47	

Table 56: Think of your four best friends (the friends you feel closest to). In the past year (12 months), how many of your best friends have: tried beer, wine or hard liquor (for example, vodka, whiskey, or gin) when their parents didn't know about it?






Response	6	8	10	12	Total	
0	89.4	73.6	42.5	29.8	61.5	
1	6.8	11.7	21.0	13.2	13.1	
2	2.6	6.3	9.8	14.3	7.7	
3	0.8	3.9	10.1	14.7	6.7	
4	0.5	4.4	16.6	27.9	11.0	
N of Valid	385	383	367	265	1400	
N of Miss	6	10	6	21	43	

Table 57: Think of your four best friends (the friends you feel closest to). In the past year (12 months), how many of your best friends have: used e-cigarettes, e-cigars, or e-hookahs?






Response	6	8	10	12	Total	
0	95.8	81.8	60.3	48.5	73.7	
1	3.7	9.9	14.9	16.7	10.8	
2	0.3	3.6	9.8	12.1	5.9	
3	0.0	2.3	6.5	8.3	3.9	
4	0.3	2.3	8.4	14.4	5.6	
N of Valid	383	384	368	264	1399	
N of Miss	8	9	5	22	44	

Table 58: Think of your four best friends (the friends you feel closest to). In the past year (12 months), how many of your best friends have: used marijuana?






Response	6	8	10	12	Total	
0	99.0	86.9	64.8	52.9	78.0	
1	0.8	6.8	13.4	16.0	8.6	
2	0.3	3.1	8.5	12.5	5.5	
3	0.0	0.8	4.6	5.3	2.4	
4	0.0	2.3	8.7	13.3	5.5	
N of Valid	382	383	366	263	1394	
N of Miss	9	10	7	23	49	

Table 59: Think of your four best friends (the friends you feel closest to). In the past year (12 months), how many of your best friends have: used prescription drugs or non-prescription drugs for the purpose of getting high?






Response	6	8	10	12	Total	
0	98.7	93.8	84.1	78.8	89.8	
1	0.8	4.2	6.6	10.6	5.1	
2	0.3	0.3	4.9	3.8	2.1	
3	0.0	0.8	1.9	2.7	1.2	
4	0.3	1.0	2.5	4.2	1.8	
N of Valid	385	385	365	264	1399	
N of Miss	6	8	8	22	44	

Table 60: Think of your four best friends (the friends you feel closest to). In the past year (12 months), how many of your best friends have: used synthetic marijuana (K2, spice) or bath salts?






Response	6	8	10	12	Total	
0	99.0	95.8	93.2	89.4	94.8	
1	1.0	2.3	3.6	4.2	2.6	
2	0.0	0.8	1.6	0.8	0.8	
3	0.0	0.3	1.1	1.9	0.7	
4	0.0	0.8	0.5	3.8	1.1	
N of Valid	382	385	366	264	1397	
N of Miss	9	8	7	22	46	

Table 61: Think of your four best friends (the friends you feel closest to). In the past year (12 months), how many of your best friends have: used LSD, cocaine, amphetamines, or other illegal drugs?






Response	6	8	10	12	Total	
0	99.5	96.3	89.9	89.4	94.2	
1	0.5	1.6	5.5	4.5	2.9	
2	0.0	0.8	2.2	1.5	1.1	
3	0.0	0.5	1.4	1.1	0.7	
4	0.0	0.8	1.1	3.4	1.1	
N of Valid	384	382	366	264	1396	
N of Miss	7	11	7	22	47	

Table 62: Think of your four best friends (the friends you feel closest to). In the past year (12 months), how many of your best friends have: been bullied?






Response	6	8	10	12	Total	
0	29.6	39.7	49.0	58.7	43.0	
1	28.2	25.1	21.3	16.7	23.3	
2	18.2	18.3	15.0	12.5	16.3	
3	5.0	5.7	5.2	4.9	5.2	
4	19.0	11.2	9.5	7.2	12.1	
N of Valid	379	383	367	264	1393	
N of Miss	12	10	6	22	50	

Table 63: Think of your four best friends (the friends you feel closest to). In the past year (12 months), how many of your best friends have: been suspended from school?






Response	6	8	10	12	Total	
0	77.9	73.5	75.8	79.1	76.4	
1	14.6	15.3	15.5	9.9	14.1	
2	5.5	5.7	4.1	6.8	5.4	
3	1.0	1.3	2.4	1.1	1.5	
4	1.0	4.2	2.2	3.0	2.6	
N of Valid	384	385	368	263	1400	
N of Miss	7	8	5	23	43	

Table 64: Think of your four best friends (the friends you feel closest to). In the past year (12 months), how many of your best friends have: carried a handgun?






Response	6	8	10	12	Total	
0	94.3	95.8	95.1	90.9	94.3	
1	2.6	2.1	1.9	2.7	2.3	
2	1.6	0.5	1.4	2.7	1.4	
3	0.8	0.8	0.5	1.1	0.8	
4	0.8	0.8	1.1	2.7	1.2	
N of Valid	384	383	368	263	1398	
N of Miss	7	10	5	23	45	

Table 65: Think of your four best friends (the friends you feel closest to). In the past year (12 months), how many of your best friends have: sold illegal drugs?






Response	6	8	10	12	Total	
0	99.5	97.4	89.9	82.9	93.2	
1	0.5	1.1	5.7	9.1	3.7	
2	0.0	0.5	1.6	3.8	1.3	
3	0.0	0.3	1.1	1.5	0.6	
4	0.0	0.8	1.6	2.7	1.2	
N of Valid	382	379	366	263	1390	
N of Miss	9	14	7	23	53	



Table 66: Think of your four best friends (the friends you feel closest to). In the past year (12 months), how many of your best friends have: regularly attended religious services?






Response	6	8	10	12	Total	
0	16.9	13.3	16.5	20.9	16.6	
1	11.9	12.8	16.5	17.1	14.3	
2	10.6	16.2	21.4	23.2	17.4	
3	17.5	21.5	17.3	19.8	19.0	
4	43.1	36.2	28.3	19.0	32.7	
N of Valid	378	376	364	263	1381	
N of Miss	13	17	9	23	62	

Table 67: Think of your four best friends (the friends you feel closest to). In the past year (12 months), how many of your best friends have: stolen or tried to steal a motor vehicle such as a car or motorcycle?






Response	6	8	10	12	Total	
0	99.2	98.2	97.8	92.0	97.2	
1	0.5	1.0	1.9	5.3	1.9	
2	0.3	0.3	0.0	1.1	0.4	
3	0.0	0.0	0.3	0.4	0.1	
4	0.0	0.5	0.0	1.1	0.4	
N of Valid	384	384	367	263	1398	
N of Miss	7	9	6	23	45	

Table 68: Think of your four best friends (the friends you feel closest to). In the past year (12 months), how many of your best friends have: been arrested?






Response	6	8	10	12	Total	
0	97.9	90.8	87.2	85.6	90.8	
1	0.8	7.3	6.5	10.6	5.9	
2	1.0	0.5	4.3	1.5	1.9	
3	0.0	0.8	1.4	0.8	0.7	
4	0.3	0.5	0.5	1.5	0.6	
N of Valid	385	382	368	263	1398	
N of Miss	6	11	5	23	45	

Table 69: Think of your four best friends (the friends you feel closest to). In the past year (12 months), how many of your best friends have: dropped out of school?






Response	6	8	10	12	Total	
0	97.1	96.3	93.8	89.7	94.6	
1	2.3	2.3	5.7	5.7	3.9	
2	0.5	0.5	0.5	3.0	1.0	
3	0.0	0.3	0.0	0.0	0.1	
4	0.0	0.5	0.0	1.5	0.4	
N of Valid	383	383	368	263	1397	
N of Miss	8	10	5	23	46	

Table 70: Think of your four best friends (the friends you feel closest to). In the past year (12 months), how many of your best friends have: been members of a gang?






Response	6	8	10	12	Total	
0	94.0	96.9	95.6	94.7	95.3	
1	4.2	1.0	2.5	3.0	2.7	
2	0.3	0.0	1.1	0.4	0.4	
3	0.3	0.3	0.5	1.1	0.5	
4	1.3	1.8	0.3	0.8	1.1	
N of Valid	384	381	367	263	1395	
N of Miss	7	12	6	23	48	

Table 71: How old were you when you first: smoked marijuana?










Response	6	8	10	12	Total	
Never	100.0	94.0	80.0	68.7	87.2	
10 or younger	0.0	0.0	2.2	0.8	0.7	
11	0.0	0.8	0.8	1.5	0.7	
12	0.0	1.6	3.0	1.9	1.6	
13	0.0	2.8	3.3	4.5	2.5	
14	0.0	0.8	6.3	4.2	2.6	
15	0.0	0.0	3.3	6.4	2.1	
16	0.0	0.0	1.1	7.2	1.6	
17 or older	0.0	0.0	0.0	4.9	0.9	
N of Valid	381	386	365	265	1397	
N of Miss	10	7	8	21	46	

Table 72: How old were you when you first: smoked a cigarette, even just a puff?


Response	6	8	10	12	Total	
Never	92.7	82.6	68.7	57.7	77.1	
10 or younger	4.9	6.5	7.4	8.3	6.6	
11	1.8	2.9	3.0	4.5	2.9	
12	0.5	4.2	6.3	3.0	3.5	
13	0.0	3.9	3.8	4.5	2.9	
14	0.0	0.0	5.8	3.8	2.2	
15	0.0	0.0	4.7	5.3	2.2	
16	0.0	0.0	0.3	5.7	1.1	
17 or older	0.0	0.0	0.0	7.2	1.4	
N of Valid	385	385	364	265	1399	
N of Miss	6	8	9	21	44	

Table 73: How old were you when you first: had more than a sip or two of beer, wine or hard liquor (for example, vodka, whiskey, or gin)?

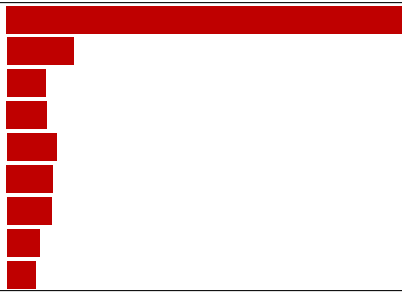
Response	6	8	10	12	Total	
Never	82.8	71.3	53.3	39.8	63.8	
10 or younger	10.9	9.6	6.6	5.3	8.4	
11	4.7	3.1	3.3	4.2	3.8	
12	1.6	5.2	5.2	4.2	4.0	
13	0.0	8.3	7.4	7.2	5.6	
14	0.0	2.6	11.2	7.2	5.0	
15	0.0	0.0	11.7	8.7	4.7	
16	0.0	0.0	1.4	12.5	2.7	
17 or older	0.0	0.0	0.0	11.0	2.1	
N of Valid	384	387	366	264	1401	
N of Miss	7	6	7	22	42	

Table 74: How old were you when you first: began drinking alcoholic beverages regularly, that is, at least once or twice a month?


Response	6	8	10	12	Total	
Never	99.0	95.1	81.9	70.6	88.1	
10 or younger	0.5	0.8	0.5	0.8	0.6	
11	0.0	0.5	0.5	1.5	0.6	
12	0.3	0.8	1.4	0.8	0.8	
13	0.0	2.6	2.7	3.0	2.0	
14	0.3	0.3	4.9	3.0	2.0	
15	0.0	0.0	5.2	3.4	2.0	
16	0.0	0.0	2.2	7.2	1.9	
17 or older	0.0	0.0	0.5	9.8	2.0	
N of Valid	386	386	364	265	1401	
N of Miss	5	7	9	21	42	

Table 75: How old were you when you first: used Daztrex?


Response	6	8	10	12	Total	
Never	100.0	100.0	100.0	100.0	100.0	
10 or younger	0.0	0.0	0.0	0.0	0.0	
11	0.0	0.0	0.0	0.0	0.0	
12	0.0	0.0	0.0	0.0	0.0	
13	0.0	0.0	0.0	0.0	0.0	
14	0.0	0.0	0.0	0.0	0.0	
15	0.0	0.0	0.0	0.0	0.0	
16	0.0	0.0	0.0	0.0	0.0	
17 or older	0.0	0.0	0.0	0.0	0.0	
N of Valid	369	382	363	264	1378	
N of Miss	22	11	10	22	65	

Table 76: How old were you when you first: got suspended from school?










Response	6	8	10	12	Total	
Never	90.6	86.2	81.2	80.8	85.1	
10 or younger	7.3	5.2	4.1	4.5	5.4	
11	1.8	1.8	1.4	2.3	1.8	
12	0.3	3.1	1.6	2.6	1.9	
13	0.0	2.9	4.1	1.5	2.1	
14	0.0	0.8	3.5	2.3	1.6	
15	0.0	0.0	3.8	2.3	1.4	
16	0.0	0.0	0.3	1.9	0.4	
17 or older	0.0	0.0	0.0	1.9	0.4	
N of Valid	384	384	367	265	1400	
N of Miss	7	9	6	21	43	

Table 77: How old were you when you first: got arrested?










Response	6	8	10	12	Total	
Never	99.2	97.9	91.6	92.4	95.6	
10 or younger	0.5	0.0	0.5	0.4	0.4	
11	0.0	0.5	0.5	0.0	0.3	
12	0.0	0.5	0.3	0.8	0.4	
13	0.3	0.8	1.9	0.8	0.9	
14	0.0	0.3	1.6	0.8	0.6	
15	0.0	0.0	2.7	1.1	0.9	
16	0.0	0.0	0.3	2.3	0.5	
17 or older	0.0	0.0	0.5	1.5	0.4	
N of Valid	384	385	367	264	1400	
N of Miss	7	8	6	22	43	

Table 78: How old were you when you first: carried a handgun?










Response	6	8	10	12	Total	
Never	94.8	95.1	92.9	89.4	93.3	
10 or younger	1.8	0.8	1.4	3.8	1.8	
11	2.9	0.3	0.8	0.4	1.1	
12	0.3	1.0	0.5	1.9	0.9	
13	0.0	2.3	1.1	0.0	0.9	
14	0.3	0.5	1.4	1.5	0.9	
15	0.0	0.0	1.4	0.0	0.4	
16	0.0	0.0	0.5	1.1	0.4	
17 or older	0.0	0.0	0.0	1.9	0.4	
N of Valid	383	386	364	265	1398	
N of Miss	8	7	9	21	45	

Table 79: How old were you when you first: used e-cigarettes, e-cigars, or e-hookahs?










Response	6	8	10	12	Total	
Never	96.1	88.9	75.1	69.3	83.6	
10 or younger	1.0	1.0	0.0	0.0	0.6	
11	1.6	1.3	1.1	0.4	1.1	
12	1.3	3.1	0.5	0.8	1.5	
13	0.0	4.4	3.0	1.5	2.3	
14	0.0	1.3	10.4	2.3	3.5	
15	0.0	0.0	8.5	4.9	3.1	
16	0.0	0.0	1.4	11.4	2.5	
17 or older	0.0	0.0	0.0	9.5	1.8	
N of Valid	385	386	365	264	1400	
N of Miss	6	7	8	22	43	

Table 80: How old were you when you first: belonged to a gang?










Response	6	8	10	12	Total	
Never	97.2	95.9	97.5	96.2	96.7	
10 or younger	0.5	0.5	0.3	1.9	0.7	
11	1.6	0.8	0.0	0.0	0.6	
12	0.5	0.5	0.0	0.0	0.3	
13	0.3	1.6	1.1	0.0	0.8	
14	0.0	0.8	0.0	0.8	0.4	
15	0.0	0.0	0.8	0.0	0.2	
16	0.0	0.0	0.3	0.8	0.2	
17 or older	0.0	0.0	0.0	0.4	0.1	
N of Valid	386	386	367	264	1403	
N of Miss	5	7	6	22	40	

Table 81: How old were you when you first: used prescription drugs not prescribed to you?










Response	6	8	10	12	Total	
Never	97.7	96.9	88.9	86.8	93.1	
10 or younger	0.8	1.0	2.2	0.4	1.1	
11	1.0	0.3	0.0	1.5	0.6	
12	0.5	0.3	1.4	0.8	0.7	
13	0.0	1.6	2.7	2.3	1.6	
14	0.0	0.0	2.2	1.1	0.8	
15	0.0	0.0	2.4	3.4	1.3	
16	0.0	0.0	0.3	2.6	0.6	
17 or older	0.0	0.0	0.0	1.1	0.2	
N of Valid	385	387	368	265	1405	
N of Miss	6	6	5	21	38	

Table 82: How wrong do you think it is for someone your age to: take a handgun to school?





Response	6	8	10	12	Total	
Very wrong	91.0	89.1	87.8	81.2	87.8	
Wrong	7.2	8.0	10.3	13.5	9.4	
A little bit wrong	1.3	1.8	1.9	3.4	2.0	
Not at all wrong	0.5	1.0	0.0	1.9	0.8	
N of Valid	388	387	369	266	1410	
N of Miss	3	6	4	20	33	

Table 83: How wrong do you think it is for someone your age to: steal anything?





Response	6	8	10	12	Total	
Very wrong	78.8	74.6	64.2	70.3	72.2	
Wrong	16.8	22.8	30.6	22.9	23.2	
A little bit wrong	4.1	2.6	4.3	6.0	4.1	
Not at all wrong	0.3	0.0	0.8	0.8	0.4	
N of Valid	387	386	369	266	1408	
N of Miss	4	7	4	20	35	

Table 84: How wrong do you think it is for someone your age to: pick a fight with someone?





Response	6	8	10	12	Total	
Very wrong	60.0	50.3	38.6	46.6	49.2	
Wrong	30.1	29.7	35.1	30.7	31.4	
A little bit wrong	7.5	17.9	23.6	18.9	16.7	
Not at all wrong	2.3	2.1	2.7	3.8	2.7	
N of Valid	385	380	365	264	1394	
N of Miss	6	13	8	22	49	



Table 85: How wrong do you think it is for someone your age to: attack someone with the idea of seriously hurting them?





Response	6	8	10	12	Total	
Very wrong	89.9	82.1	73.1	73.2	80.2	
Wrong	7.7	14.5	19.8	17.7	14.6	
A little bit wrong	1.5	3.1	5.7	6.4	4.0	
Not at all wrong	0.8	0.3	1.4	2.6	1.1	
N of Valid	388	386	368	265	1407	
N of Miss	3	7	5	21	36	

Table 86: How wrong do you think it is for someone your age to: stay away from school all day when their parents think they are at school?





Response	6	8	10	12	Total	
Very wrong	85.1	68.7	51.1	46.2	64.4	
Wrong	11.6	24.0	30.4	32.7	23.9	
A little bit wrong	2.8	6.5	15.8	17.7	10.0	
Not at all wrong	0.5	0.8	2.7	3.4	1.7	
N of Valid	388	387	368	266	1409	
N of Miss	3	6	5	20	34	

Table 87: How wrong do you think it is for someone your age to: drink beer, wine or hard liquor (for example, vodka, whiskey, or gin) regularly?





Response	6	8	10	12	Total	
Very wrong	93.0	75.1	47.7	42.9	66.8	
Wrong	4.6	15.6	21.4	21.4	15.2	
A little bit wrong	1.8	7.3	22.5	21.8	12.5	
Not at all wrong	0.5	2.1	8.4	13.9	5.5	
N of Valid	388	385	369	266	1408	
N of Miss	3	8	4	20	35	

Table 88: How wrong do you think it is for someone your age to: smoke cigarettes?





Response	6	8	10	12	Total	
Very wrong	92.0	80.1	56.2	48.3	71.1	
Wrong	5.4	13.7	23.0	19.6	15.0	
A little bit wrong	1.8	5.4	16.2	18.9	9.8	
Not at all wrong	0.8	0.8	4.6	13.2	4.1	
N of Valid	387	386	370	265	1408	
N of Miss	4	7	3	21	35	

Table 89: How wrong do you think it is for someone your age to: smoke marijuana?





Response	6	8	10	12	Total	
Very wrong	94.5	84.2	56.6	51.1	73.5	
Wrong	3.4	7.8	17.1	17.3	10.8	
A little bit wrong	1.6	5.7	13.8	15.8	8.6	
Not at all wrong	0.5	2.3	12.5	15.8	7.0	
N of Valid	385	385	369	266	1405	
N of Miss	6	8	4	20	38	

Table 90: How wrong do you think it is for someone your age to: use prescription drugs or non-prescription drugs for the purpose of getting high?





Response	6	8	10	12	Total	
Very wrong	95.6	93.0	82.4	78.1	88.1	
Wrong	4.1	5.7	12.5	13.6	8.5	
A little bit wrong	0.0	0.8	3.5	6.0	2.3	
Not at all wrong	0.3	0.5	1.6	2.3	1.1	
N of Valid	388	386	369	265	1408	
N of Miss	3	7	4	21	35	

Table 91: How wrong do you think it is for someone your age to: use synthetic marijuana (K2, spice) or bath salts?





Response	6	8	10	12	Total	
Very wrong	96.1	94.0	84.0	82.7	89.8	
Wrong	3.6	4.9	12.2	12.0	7.8	
A little bit wrong	0.3	0.5	2.2	2.3	1.2	
Not at all wrong	0.0	0.5	1.6	3.0	1.1	
N of Valid	386	384	368	266	1404	
N of Miss	5	9	5	20	39	

Table 92: How wrong do you think it is for someone your age to: use LSD, cocaine, amphetamines or another illegal drug?





Response	6	8	10	12	Total	
Very wrong	96.4	95.3	86.4	86.5	91.6	
Wrong	3.4	4.2	11.4	7.5	6.5	
A little bit wrong	0.3	0.0	1.6	3.4	1.1	
Not at all wrong	0.0	0.5	0.5	2.6	0.8	
N of Valid	388	384	368	266	1406	
N of Miss	3	9	5	20	37	

Table 93: How wrong do you think it is for someone your age to: use e-cigarettes, e-cigars or e-hookahs?





Response	6	8	10	12	Total	
Very wrong	90.4	74.5	52.2	44.7	67.4	
Wrong	6.7	10.9	16.9	16.2	12.3	
A little bit wrong	2.1	10.1	17.8	17.3	11.3	
Not at all wrong	0.8	4.4	13.1	21.8	9.0	
N of Valid	386	385	366	266	1403	
N of Miss	5	8	7	20	40	

Table 94: At school during the past 12 months, did you receive help from the resource teacher, speech therapist or other special education teacher?



Response	6	8	10	12	Total	
No	84.4	86.0	89.4	89.1	87.0	
Yes	15.6	14.0	10.6	10.9	13.0	
N of Valid	358	364	340	239	1301	
N of Miss	33	29	33	47	142	

Table 95: How many times in the past year (12 months) have you: been suspended from school?







Response	6	8	10	12	Total	
Never	94.8	91.7	87.2	94.7	91.9	
1 to 2 times	4.4	7.3	11.1	4.2	6.9	
3 to 5 times	0.3	0.5	1.1	0.8	0.6	
6 to 9 times	0.0	0.5	0.5	0.4	0.4	
10 to 19 times	0.3	0.0	0.0	0.0	0.1	
20 to 29 times	0.0	0.0	0.0	0.0	0.0	
30 to 39 times	0.0	0.0	0.0	0.0	0.0	
40+ times	0.3	0.0	0.0	0.0	0.1	
N of Valid	385	384	368	265	1402	
N of Miss	6	9	5	21	41	

Table 96: How many times in the past year (12 months) have you: carried a handgun?









Response	6	8	10	12	Total	
Never	95.0	95.3	93.0	92.0	94.0	
1 to 2 times	3.4	1.8	4.1	1.9	2.9	
3 to 5 times	0.8	0.8	0.8	1.1	0.9	
6 to 9 times	0.0	1.3	0.8	1.1	0.8	
10 to 19 times	0.3	0.5	0.3	1.1	0.5	
20 to 29 times	0.0	0.0	0.0	0.4	0.1	
30 to 39 times	0.3	0.0	0.0	0.0	0.1	
40+ times	0.3	0.3	1.1	2.3	0.9	
N of Valid	382	385	369	264	1400	
N of Miss	9	8	4	22	43	

Table 97: How many times in the past year (12 months) have you: sold illegal drugs?







Response	6	8	10	12	Total	
Never	100.0	99.5	96.4	93.9	97.8	
1 to 2 times	0.0	0.3	1.6	1.9	0.9	
3 to 5 times	0.0	0.0	0.3	2.7	0.6	
6 to 9 times	0.0	0.0	0.5	0.8	0.3	
10 to 19 times	0.0	0.0	0.0	0.0	0.0	
20 to 29 times	0.0	0.0	0.3	0.0	0.1	
30 to 39 times	0.0	0.0	0.0	0.0	0.0	
40+ times	0.0	0.3	0.8	0.8	0.4	
N of Valid	380	386	366	264	1396	
N of Miss	11	7	7	22	47	

Table 98: How many times in the past year (12 months) have you: stolen or tried to steal a motor vehicle such as a car or motorcycle?





Response	6	8	10	12	Total	
Never	99.2	98.2	99.7	97.0	98.6	
1 to 2 times	0.5	1.6	0.3	1.5	0.9	
3 to 5 times	0.3	0.3	0.0	0.8	0.3	
6 to 9 times	0.0	0.0	0.0	0.8	0.1	
10 to 19 times	0.0	0.0	0.0	0.0	0.0	
20 to 29 times	0.0	0.0	0.0	0.0	0.0	
30 to 39 times	0.0	0.0	0.0	0.0	0.0	
40+ times	0.0	0.0	0.0	0.0	0.0	
N of Valid	382	383	367	266	1398	
N of Miss	9	10	6	20	45	

Table 99: How many times in the past year (12 months) have you: participated in clubs, organizations or activities at school?









Response	6	8	10	12	Total	
Never	29.0	25.3	20.3	25.2	25.0	
1 to 2 times	28.7	21.1	13.7	9.8	19.1	
3 to 5 times	15.9	14.8	15.1	14.3	15.1	
6 to 9 times	7.3	6.5	9.6	7.9	7.8	
10 to 19 times	5.2	6.5	9.3	7.1	7.0	
20 to 29 times	2.3	3.9	6.3	5.6	4.4	
30 to 39 times	1.8	2.9	2.5	3.4	2.6	
40+ times	9.7	19.0	23.3	26.7	19.0	
N of Valid	383	384	365	266	1398	
N of Miss	8	9	8	20	45	

Table 100: How many times in the past year (12 months) have you: been arrested?






Response	6	8	10	12	Total	
Never	99.7	98.7	94.6	95.1	97.2	
1 to 2 times	0.0	0.8	5.2	3.4	2.2	
3 to 5 times	0.3	0.3	0.3	0.8	0.4	
6 to 9 times	0.0	0.3	0.0	0.4	0.1	
10 to 19 times	0.0	0.0	0.0	0.0	0.0	
20 to 29 times	0.0	0.0	0.0	0.4	0.1	
30 to 39 times	0.0	0.0	0.0	0.0	0.0	
40+ times	0.0	0.0	0.0	0.0	0.0	
N of Valid	384	383	367	263	1397	
N of Miss	7	10	6	23	46	

Table 101: How many times in the past year (12 months) have you: attacked someone with the idea of seriously hurting them?









Response	6	8	10	12	Total	
Never	93.5	90.3	92.4	93.2	92.3	
1 to 2 times	3.7	6.5	6.0	3.4	5.0	
3 to 5 times	1.6	1.0	1.1	2.3	1.4	
6 to 9 times	0.5	1.3	0.3	0.4	0.6	
10 to 19 times	0.5	0.0	0.3	0.0	0.2	
20 to 29 times	0.0	0.3	0.0	0.4	0.1	
30 to 39 times	0.3	0.0	0.0	0.4	0.1	
40+ times	0.0	0.5	0.0	0.0	0.1	
N of Valid	382	383	368	265	1398	
N of Miss	9	10	5	21	45	

Table 102: How many times in the past year (12 months) have you: been drunk or high at school?








Response	6	8	10	12	Total	
Never	99.0	97.9	92.1	89.1	95.0	
1 to 2 times	0.3	0.8	3.0	3.0	1.6	
3 to 5 times	0.5	0.5	1.1	3.8	1.3	
6 to 9 times	0.3	0.0	0.3	1.5	0.4	
10 to 19 times	0.0	0.0	1.6	0.8	0.6	
20 to 29 times	0.0	0.5	0.5	0.0	0.3	
30 to 39 times	0.0	0.0	0.0	0.0	0.0	
40+ times	0.0	0.3	1.4	1.9	0.8	
N of Valid	382	385	369	266	1402	
N of Miss	9	8	4	20	41	

Table 103: How many times in the past year (12 months) have you: taken a handgun to school?






Response	6	8	10	12	Total	
Never	100.0	99.2	100.0	98.1	99.4	
1 to 2 times	0.0	0.3	0.0	1.1	0.3	
3 to 5 times	0.0	0.0	0.0	0.4	0.1	
6 to 9 times	0.0	0.0	0.0	0.0	0.0	
10 to 19 times	0.0	0.3	0.0	0.0	0.1	
20 to 29 times	0.0	0.0	0.0	0.0	0.0	
30 to 39 times	0.0	0.0	0.0	0.0	0.0	
40+ times	0.0	0.3	0.0	0.4	0.1	
N of Valid	383	380	368	265	1396	
N of Miss	8	13	5	21	47	

Table 104: Are you currently on probation, or assigned a probation officer with Juvenile Court?



Response	6	8	10	12	Total	
No	99.7	97.9	98.3	96.7	98.3	
Yes	0.3	2.1	1.7	3.3	1.7	
N of Valid	353	338	344	246	1281	
N of Miss	38	55	29	40	162	

Table 105: Have you ever belonged to a gang?





Response	6	8	10	12	Total	
No	96.4	93.8	95.1	95.1	95.1	
No, but would like to	0.8	1.6	1.6	1.9	1.4	
Yes, in the past	1.3	2.3	2.2	2.3	2.0	
Yes, belong now	1.5	2.3	1.1	0.8	1.5	
Yes, but would like to get out	0.0	0.0	0.0	0.0	0.0	
N of Valid	388	386	370	264	1408	
N of Miss	3	7	3	22	35	



Table 106: If you have ever belonged to a gang, did that gang have a name?

Response	6	8	10	12	Total	
No	5.2	5.0	6.8	11.1	6.7	
Yes	2.1	4.2	3.3	3.4	3.2	
I have never belonged to a gang	92.7	90.8	89.9	85.4	90.1	
N of Valid	386	382	367	261	1396	
N of Miss	5	11	6	25	47	

Table 107: You are at a party at someone's house, and one of your friends offers you a drink containing alcohol. What would you say or do?

Response	6	8	10	12	Total	
Drink it	4.1	13.5	30.8	40.7	20.6	
Tell your friend, 'No thanks, I don't drink' and suggest that you and your friend go and do something else	50.8	48.8	35.7	25.9	41.6	
Just say, 'No thanks' and walk away	29.8	25.2	25.6	25.1	26.6	
Make up a good excuse, tell your friend you had something else to do, and leave	15.3	12.5	7.9	8.4	11.3	
N of Valid	386	385	367	263	1401	
N of Miss	5	8	6	23	42	

Table 108: How often do you attend religious services or activities?

Response	6	8	10	12	Total	
Never	12.2	11.0	15.9	17.4	13.8	
Rarely	14.9	20.6	19.1	25.7	19.6	
1-2 Times a Month	13.0	13.3	15.6	17.7	14.7	
About Once a Week or More	59.9	55.1	49.3	39.2	51.9	
N of Valid	377	383	371	265	1396	
N of Miss	14	10	2	21	47	

Table 109: I think sometimes it's okay to cheat at school.





Response	6	8	10	12	Total	
NO!	74.4	47.0	24.5	24.7	44.5	
no	22.0	41.3	41.3	38.0	35.3	
yes	3.4	10.7	27.7	33.5	17.4	
YES!	0.3	1.0	6.5	3.8	2.8	
N of Valid	387	383	368	263	1401	
N of Miss	4	10	5	23	42	

Table 110: It is important to think before you act.





Response	6	8	10	12	Total	
NO!	1.3	0.3	1.1	1.1	0.9	
no	3.4	2.1	3.3	3.0	2.9	
yes	20.1	36.6	37.2	35.4	32.0	
YES!	75.3	61.0	58.4	60.5	64.2	
N of Valid	388	382	368	263	1401	
N of Miss	3	11	5	23	42	

Table 111: Sometimes I think that life is not worth it.





Response	6	8	10	12	Total	
NO!	63.5	53.4	43.9	45.2	52.1	
no	16.5	21.7	27.6	25.7	22.6	
yes	14.7	16.7	20.1	23.8	18.4	
YES!	5.2	8.2	8.4	5.4	6.9	
N of Valid	381	378	369	261	1389	
N of Miss	10	15	4	25	54	

Table 112: At times I think I am no good at all.

Response	6	8	10	12	Total	
NO!	40.8	38.4	31.2	30.7	35.7	
no	22.0	24.3	27.7	26.4	24.9	
yes	26.6	26.9	28.8	34.5	28.7	
YES!	10.6	10.4	12.2	8.4	10.6	
N of Valid	387	383	368	261	1399	
N of Miss	4	10	5	25	44	

Table 113: All in all, I am inclined to think that I am a failure.

Response	6	8	10	12	Total	
NO!	56.8	49.1	43.1	42.7	48.4	
no	25.9	30.5	33.3	32.8	30.4	
yes	12.6	14.1	17.1	19.5	15.5	
YES!	4.7	6.3	6.5	5.0	5.7	
N of Valid	382	383	369	262	1396	
N of Miss	9	10	4	24	47	

Table 114: In the past year, have you felt depressed or sad MOST days, even if you felt okay sometimes?

Response	6	8	10	12	Total	
NO!	36.5	39.8	30.0	36.1	35.6	
no	26.7	22.5	26.5	26.6	25.5	
yes	26.9	23.8	25.4	25.5	25.4	
YES!	9.8	13.9	18.1	11.8	13.5	
N of Valid	386	382	370	263	1401	
N of Miss	5	11	3	23	42	

Table 115: It is all right to beat up people if they start the fight.





Response	6	8	10	12	Total	
NO!	60.5	35.8	29.1	22.1	38.2	
no	21.7	22.1	21.7	22.1	21.9	
yes	9.9	23.9	29.6	31.9	23.1	
YES!	7.9	18.2	19.6	24.0	16.8	
N of Valid	382	380	368	263	1393	
N of Miss	9	13	5	23	50	

Table 116: I think it is okay to take something without asking if you can get away with it.





Response	6	8	10	12	Total	
NO!	85.2	71.7	61.4	63.0	71.0	
no	13.5	25.7	33.5	32.8	25.8	
yes	0.8	2.1	4.6	3.4	2.6	
YES!	0.5	0.5	0.5	0.8	0.6	
N of Valid	385	381	370	262	1398	
N of Miss	6	12	3	24	45	

Table 117: Where do you get the most information about living a drug and alcohol free life? Parents/guardians





Response	6	8	10	12	Total	
All the time	57.8	52.6	46.6	46.9	51.4	
Most	19.5	22.5	28.9	19.5	22.8	
Some	12.5	17.5	12.8	20.2	15.4	
Very little	10.2	7.3	11.7	13.4	10.4	
N of Valid	384	382	367	262	1395	
N of Miss	7	11	6	24	48	

Table 118: Where do you get the most information about living a drug and alcohol free life? Friends





Response	6	8	10	12	Total	
All the time	20.5	16.2	12.1	15.0	16.0	
Most	14.1	15.2	13.4	12.3	13.9	
Some	27.4	31.1	28.5	25.0	28.2	
Very little	38.0	37.5	46.0	47.7	41.8	
N of Valid	376	376	365	260	1377	
N of Miss	15	17	8	26	66	

Table 119: Where do you get the most information about living a drug and alcohol free life? Family members





Response	6	8	10	12	Total	
All the time	47.9	41.0	34.8	31.7	39.5	
Most	18.9	24.5	25.8	20.1	22.5	
Some	19.4	22.6	20.8	25.9	21.9	
Very little	13.8	12.0	18.6	22.4	16.2	
N of Valid	376	376	365	259	1376	
N of Miss	15	17	8	27	67	

Table 120: Where do you get the most information about living a drug and alcohol free life? School





Response	6	8	10	12	Total	
All the time	60.8	61.1	45.5	35.8	52.1	
Most	21.8	27.5	22.2	28.1	24.6	
Some	9.7	7.7	18.9	19.6	13.5	
Very little	7.6	3.7	13.4	16.5	9.8	
N of Valid	380	375	365	260	1380	
N of Miss	11	18	8	26	63	

Table 121: Where do you get the most information about living a drug and alcohol free life? Internet





Response	6	8	10	12	Total	
All the time	11.8	9.9	11.8	9.6	10.9	
Most	10.4	12.1	11.0	7.7	10.5	
Some	21.4	28.5	27.4	28.1	26.2	
Very little	56.4	49.5	49.9	54.6	52.4	
N of Valid	374	372	365	260	1371	
N of Miss	17	21	8	26	72	

Table 122: Where do you get the most information about living a drug and alcohol free life? TV





Response	6	8	10	12	Total	
All the time	16.5	13.7	14.3	11.9	14.3	
Most	13.9	14.0	12.4	10.4	12.8	
Some	30.9	35.2	33.0	30.0	32.5	
Very little	38.7	37.1	40.4	47.7	40.4	
N of Valid	375	372	364	260	1371	
N of Miss	16	21	9	26	72	

Table 123: Where do you get the most information about living a drug and alcohol free life? Social media





Response	6	8	10	12	Total	
All the time	14.2	13.9	11.8	10.5	12.8	
Most	8.7	10.1	12.1	8.6	10.0	
Some	24.0	28.1	27.2	28.8	26.9	
Very little	53.1	47.8	48.9	52.1	50.4	
N of Valid	367	366	364	257	1354	
N of Miss	24	27	9	29	89	

Table 124: How much do you think people risk harming themselves (physically or in other ways) if they: smoked one or more packs of cigarettes per day?

Response	6	8	10	12	Total	
No risk	5.5	4.9	4.1	3.9	4.7	
Slight risk	3.7	5.4	7.9	12.8	7.0	
Moderate risk	19.1	20.5	23.4	19.8	20.7	
Great risk	71.8	69.2	64.6	63.6	67.6	
N of Valid	383	386	367	258	1394	
N of Miss	8	7	6	28	49	

Table 125: How much do you think people risk harming themselves (physically or in other ways) if they: try marijuana once or twice?

Response	6	8	10	12	Total	
No risk	7.4	14.3	31.0	39.1	21.4	
Slight risk	21.1	26.6	27.7	26.2	25.3	
Moderate risk	30.5	23.2	17.0	16.8	22.4	
Great risk	41.1	35.9	24.4	18.0	31.0	
N of Valid	380	384	365	256	1385	
N of Miss	11	9	8	30	58	

Table 126: How much do you think people risk harming themselves (physically or in other ways) if they: smoke marijuana once or twice a week?

Response	6	8	10	12	Total	
No risk	6.6	9.7	19.7	26.4	14.6	
Slight risk	9.0	12.8	19.4	21.3	15.1	
Moderate risk	23.3	23.2	24.7	24.0	23.8	
Great risk	61.1	54.3	36.3	28.3	46.6	
N of Valid	378	383	361	258	1380	
N of Miss	13	10	12	28	63	

Table 127: How much do you think people risk harming themselves (physically or in other ways) if they: take one or two drinks of an alcoholic beverage (beer, wine, liquor) nearly every day?


Response	6	8	10	12	Total	
No risk	6.9	6.2	11.4	11.3	8.7	
Slight risk	18.5	18.2	22.9	26.1	21.0	
Moderate risk	24.9	27.3	30.2	26.1	27.2	
Great risk	49.7	48.2	35.4	36.6	43.1	
N of Valid	378	384	367	257	1386	
N of Miss	13	9	6	29	57	

Table 128: How much do you think people risk harming themselves (physically or in other ways) if they: have five or more drinks of an alcoholic beverage once or twice a weekend?

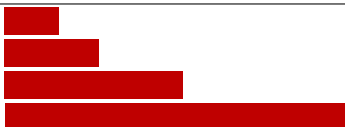
Response	6	8	10	12	Total	
No risk	6.1	4.4	7.7	7.8	6.3	
Slight risk	9.2	7.8	15.9	22.2	13.0	
Moderate risk	28.9	24.9	27.1	26.5	26.9	
Great risk	55.8	62.9	49.3	43.6	53.8	
N of Valid	380	385	365	257	1387	
N of Miss	11	8	8	29	56	

Table 129: How much do you think people risk harming themselves (physically or in other ways) if they: use prescription drugs that are not prescribed to them?


Response	6	8	10	12	Total	
No risk	5.5	4.2	2.5	3.9	4.0	
Slight risk	4.2	3.1	6.8	7.8	5.3	
Moderate risk	14.8	16.1	19.1	19.1	17.1	
Great risk	75.5	76.6	71.6	69.3	73.6	
N of Valid	379	384	366	257	1386	
N of Miss	12	9	7	29	57	



Table 130: How much do you think people risk harming themselves (physically or in other ways) if they: use non-prescription drugs to get high?

Response	6	8	10	12	Total	
No risk	5.2	3.9	2.5	3.5	3.8	
Slight risk	2.4	4.2	4.9	4.3	3.9	
Moderate risk	11.0	14.3	15.9	22.6	15.3	
Great risk	81.4	77.6	76.7	69.6	76.9	
N of Valid	382	384	365	257	1388	
N of Miss	9	9	8	29	55	

Table 131: How much do you think people risk harming themselves (physically or in other ways) if they: use e-cigarettes, e-cigars, or e-hookahs?

Response	6	8	10	12	Total	
No risk	6.3	10.3	19.7	26.5	14.7	
Slight risk	12.3	26.1	31.4	30.4	24.5	
Moderate risk	27.8	21.4	19.9	21.0	22.7	
Great risk	53.5	42.1	29.0	22.2	38.1	
N of Valid	381	387	366	257	1391	
N of Miss	10	6	7	29	52	

Table 132: Have you ever used smokeless tobacco (chew, snuff, plug, dipping tobacco, or chewing tobacco)?

Response	6	8	10	12	Total	
Never	95.5	87.0	79.9	73.0	84.9	
Once or Twice	2.9	8.3	9.2	9.0	7.2	
Once in a while but not regularly	1.1	3.6	4.1	5.5	3.4	
Regularly in the past	0.5	0.5	2.7	3.9	1.7	
Regularly now	0.0	0.5	4.1	8.6	2.8	
N of Valid	380	386	368	256	1390	
N of Miss	11	7	5	30	53	

Table 133: How often have you used smokeless tobacco during the past 30 days?


Response	6	8	10	12	Total	
Not at all	99.2	95.8	90.8	84.8	93.4	
Once or twice	0.8	2.1	3.3	3.5	2.3	
Once or twice per week	0.0	1.0	1.4	1.2	0.9	
Three to five times per week	0.0	0.5	0.5	2.0	0.6	
About once a day	0.0	0.3	0.3	1.6	0.4	
More than once a day	0.0	0.3	3.8	7.0	2.4	
N of Valid	380	385	368	256	1389	
N of Miss	11	8	5	30	54	

Table 134: Have you ever smoked cigarettes?


Response	6	8	10	12	Total	
Never	94.2	81.3	68.5	60.7	77.7	
Once or Twice	3.9	13.5	14.4	13.6	11.1	
Once in a while but not regularly	0.8	2.6	6.8	11.3	4.8	
Regularly in the past	0.5	1.6	5.7	7.8	3.5	
Regularly now	0.5	1.0	4.6	6.6	2.9	
N of Valid	381	386	368	257	1392	
N of Miss	10	7	5	29	51	

Table 135: How frequently have you smoked cigarettes during the past 30 days?


Response	6	8	10	12	Total	
Not at all	99.0	97.1	89.7	84.0	93.2	
Less than one cigarette per day	0.8	1.8	5.4	10.1	4.0	
One to five cigarettes per day	0.0	1.0	3.0	2.3	1.5	
About one-half pack per day	0.0	0.0	1.4	1.9	0.7	
About one pack per day	0.3	0.0	0.0	1.6	0.4	
About one and one-half packs per day	0.0	0.0	0.5	0.0	0.1	
Two packs or more per day	0.0	0.0	0.0	0.0	0.0	
N of Valid	381	384	368	257	1390	
N of Miss	10	9	5	29	53	

Table 136: Which statement best describes rules about smoking inside your home or your family cars?






Response	6	8	10	12	Total	
Smoking is not allowed anywhere inside your home or cars	65.7	65.6	69.4	68.9	67.2	
Smoking is allowed in some places and at some times or in some cars	11.3	12.8	9.2	13.2	11.5	
Smoking is allowed anywhere inside the home or cars	3.2	3.6	5.7	4.7	4.2	
There are no rules about smoking inside the home or cars	5.0	6.5	7.0	4.7	5.9	
I don't know	14.8	11.5	8.7	8.6	11.1	
N of Valid	379	384	369	257	1389	
N of Miss	12	9	4	29	54	

Table 137: Have you ever used e-cigarettes, e-cigars, or e-hookahs?






Response	6	8	10	12	Total	
Never	94.7	83.0	70.2	64.6	79.3	
Once or Twice	3.5	9.9	12.0	10.5	8.8	
Once in a while but not regularly	1.3	4.2	8.5	12.1	6.0	
Regularly in the past	0.3	2.1	6.0	7.4	3.6	
Regularly now	0.3	0.8	3.3	5.4	2.2	
N of Valid	375	382	366	257	1380	
N of Miss	16	11	7	29	63	

Table 138: How frequently have you used e-cigarettes, e-cigars, or e-hookahs?








Response	6	8	10	12	Total	
Not at all	97.9	92.6	84.4	76.4	88.9	
Less than 10 puffs per day	1.8	5.5	9.0	11.4	6.5	
10 to 50 puffs per day	0.0	1.1	3.8	7.1	2.6	
About one-half cartomiser per day	0.3	0.5	1.6	2.0	1.0	
About one cartomiser per day	0.0	0.0	0.8	1.6	0.5	
About one and one-half cartomisers per day	0.0	0.0	0.3	0.4	0.1	
Two cartomisers or more per day	0.0	0.3	0.0	1.2	0.3	
N of Valid	379	379	366	254	1378	
N of Miss	12	14	7	32	65	

Table 139: During this school year, were you taught in any of your classes about the dangers of tobacco use?






Response	6	8	10	12	Total	
Never	8.2	9.8	34.6	44.1	22.3	
Rarely	7.7	12.7	18.3	19.1	14.0	
Sometimes	20.3	33.1	27.8	20.3	25.8	
Often	40.6	24.6	14.2	12.1	23.9	
Almost always	23.2	19.8	5.2	4.3	14.0	
N of Valid	379	378	367	256	1380	
N of Miss	12	15	6	30	63	

Table 140: During the past 12 months, have you participated in any community activities to discourage people your age from using cigarettes, chewing tobacco, snuff, dip or cigars, e-cigarettes, e-cigars, or e-hookahs?






Response	6	8	10	12	Total	
Never	53.1	48.0	68.4	71.0	59.1	
Rarely	12.3	22.2	13.9	11.4	15.3	
Sometimes	15.3	14.5	10.6	9.4	12.7	
Often	12.1	9.8	4.9	5.5	8.3	
Almost always	7.2	5.5	2.2	2.7	4.6	
N of Valid	373	379	367	255	1374	
N of Miss	18	14	6	31	69	

Table 141: Think back over the last two weeks. How many times have you had five or more alcoholic drinks in a row?


Response	6	8	10	12	Total	
None	99.2	95.3	84.8	83.3	91.4	
Once	0.5	1.1	6.3	2.7	2.6	
Twice	0.0	1.3	3.3	8.2	2.8	
3-5 times	0.3	1.3	4.4	2.7	2.1	
6-9 times	0.0	0.5	0.3	2.3	0.7	
10 or more times	0.0	0.5	0.8	0.8	0.5	
N of Valid	379	379	363	257	1378	
N of Miss	12	14	10	29	65	

Table 142: During the past 30 days, how many times did you ride in a car or other vehicle driven by someone who had been drinking alcohol or using drugs to get high?


Response	6	8	10	12	Total	
0 times	92.1	92.8	86.0	88.3	90.0	
1 time	5.0	3.7	6.3	3.9	4.8	
2 or 3 times	1.6	2.1	4.1	4.3	2.9	
4 or 5 times	0.5	0.0	1.1	2.0	0.8	
6 or more times	0.8	1.3	2.5	1.6	1.5	
N of Valid	378	377	364	256	1375	
N of Miss	13	16	9	30	68	

Table 143: During the past 30 days, how many times did you drive a car or other vehicle when you had been drinking alcohol or using drugs to get high?


Response	6	8	10	12	Total	
I did not drive a car in the past 30 days	58.0	62.0	41.0	23.8	48.1	
0 times	41.8	37.2	55.9	69.8	49.6	
1 time	0.3	0.5	0.8	2.0	0.8	
2 or 3 times	0.0	0.0	1.7	2.8	1.0	
4 or 5 times	0.0	0.0	0.0	0.0	0.0	
6 or more times	0.0	0.3	0.6	1.6	0.5	
N of Valid	364	368	354	252	1338	
N of Miss	27	25	19	34	105	

Table 144: If you drank alcohol (not just a sip or taste) in the past year, how did you usually get it?













Response	6	8	10	12	Total	
I did not drink alcohol in the past year	95.2	86.4	64.8	54.0	77.1	
I bought it myself with a fake ID	0.0	0.0	0.0	0.4	0.1	
I bought it myself without a fake ID	0.0	0.3	0.0	2.0	0.4	
I got it from someone I know age 21 or older	1.1	3.7	10.8	21.8	8.2	
I got it from someone I know under age 21	0.3	1.9	5.3	5.6	3.0	
I got it from my brother or sister	0.0	0.3	1.1	1.2	0.6	
I got it from home with my parents' permission	0.8	2.1	6.1	3.2	3.0	
I got it from home without my parents' permission	0.8	2.4	2.8	2.4	2.1	
I got it from another relative	0.8	0.8	1.4	1.6	1.1	
A stranger bought it for me	0.0	0.0	0.8	0.8	0.4	
I took it from a store or shop	0.0	0.0	0.0	0.4	0.1	
Other	1.1	2.1	6.9	6.7	4.0	
N of Valid	376	376	361	252	1365	
N of Miss	15	17	12	34	78	

Table 145: If you drank alcohol (not just a sip or taste) in the past year, where did you usually drink it?










Response	6	8	10	12	Total	
I did not drink alcohol in the past year	96.0	86.7	67.9	54.8	78.5	
At my home	1.3	4.3	10.7	9.6	6.1	
At someone else's home	1.3	6.4	18.0	26.8	11.8	
At an open area like a park, beach, field, back road, woods, or a street corner	1.1	1.9	3.4	6.8	2.9	
At a sporting event or concert	0.3	0.3	0.0	0.0	0.1	
At a restaurant, bar, or a nightclub	0.0	0.0	0.0	0.4	0.1	
At an empty building or a construction site	0.0	0.3	0.0	0.0	0.1	
At a hotel/motel	0.0	0.0	0.0	0.0	0.0	
An a car	0.0	0.3	0.0	0.4	0.1	
At school	0.0	0.0	0.0	1.2	0.2	
N of Valid	376	376	355	250	1357	
N of Miss	15	17	18	36	86	

Table 146: How do you feel about someone your age having one or two drinks of an alcoholic beverage nearly every day?





Response	6	8	10	12	Total	
Neither approve nor disapprove	15.0	21.3	30.9	31.5	24.0	
Somewhat disapprove	5.1	9.6	22.3	20.1	13.7	
Strongly disapprove	65.5	61.5	41.6	40.6	53.4	
Don't know or can't say	14.4	7.7	5.2	7.9	8.9	
N of Valid	374	366	363	254	1357	
N of Miss	17	27	10	32	86	

Table 147: On how many occasions have you had alcoholic beverages (beer, wine or hard liquor) to drink in your lifetime - more than just a few sips?








Response	6	8	10	12	Total	
0	90.3	80.8	57.4	39.6	69.6	
1-2	6.8	7.6	11.7	15.7	10.0	
3-5	1.8	3.9	10.1	12.5	6.6	
6-9	0.8	2.9	4.9	5.9	3.4	
10-19	0.0	2.4	6.0	6.7	3.5	
20-39	0.3	1.6	3.0	7.1	2.6	
40	0.0	0.8	6.8	12.5	4.3	
N of Valid	382	380	366	255	1383	
N of Miss	9	13	7	31	60	

Table 148: On how many occasions have you drunk one of more drinks of an alcoholic beverage during the past 30 days?








Response	6	8	10	12	Total	
0	98.9	95.0	81.4	74.9	88.8	
1-2	1.1	3.1	10.1	10.2	5.7	
3-5	0.0	1.3	3.6	6.7	2.5	
6-9	0.0	0.0	2.5	5.5	1.7	
10-19	0.0	0.3	1.9	2.0	0.9	
20-39	0.0	0.3	0.3	0.4	0.2	
40	0.0	0.0	0.3	0.4	0.1	
N of Valid	378	381	365	255	1379	
N of Miss	13	12	8	31	64	

Table 149: On how many occasions have you used marijuana (grass, pot) or hashish (hash, hash oil) in your lifetime?








Response	6	8	10	12	Total	
0	99.2	93.2	77.7	69.0	86.3	
1-2	0.8	3.7	8.4	9.1	5.2	
3-5	0.0	0.5	2.2	4.4	1.5	
6-9	0.0	0.3	2.2	4.0	1.4	
10-19	0.0	1.3	1.4	3.2	1.3	
20-39	0.0	0.5	0.8	1.2	0.6	
40	0.0	0.5	7.4	9.1	3.8	
N of Valid	379	380	367	252	1378	
N of Miss	12	13	6	34	65	

Table 150: On how many occasions have you used marijuana (grass, pot) or hashish (hash, hash oil) during the past 30 days?








Response	6	8	10	12	Total	
0	100.0	98.2	91.2	91.7	95.6	
1-2	0.0	1.0	3.9	3.9	2.0	
3-5	0.0	0.3	0.6	0.8	0.4	
6-9	0.0	0.0	0.8	0.0	0.2	
10-19	0.0	0.5	0.8	1.2	0.6	
20-39	0.0	0.0	0.8	0.8	0.4	
40	0.0	0.0	1.9	1.6	0.8	
N of Valid	381	381	363	254	1379	
N of Miss	10	12	10	32	64	

Table 151: On how many occasions have you used LSD or other psychedelics in your lifetime?






Response	6	8	10	12	Total	
0	100.0	99.5	96.2	95.7	98.0	
1-2	0.0	0.5	2.7	2.8	1.4	
3-5	0.0	0.0	0.3	0.8	0.2	
6-9	0.0	0.0	0.8	0.0	0.2	
10-19	0.0	0.0	0.0	0.8	0.1	
20-39	0.0	0.0	0.0	0.0	0.0	
40	0.0	0.0	0.0	0.0	0.0	
N of Valid	372	380	367	254	1373	
N of Miss	19	13	6	32	70	



Table 152: On how many occasions have you used LSD or other psychedelics during the past 30 days?

Response	6	8	10	12	Total	
0	100.0	99.5	99.7	99.6	99.7	
1-2	0.0	0.5	0.3	0.4	0.3	
3-5	0.0	0.0	0.0	0.0	0.0	
6-9	0.0	0.0	0.0	0.0	0.0	
10-19	0.0	0.0	0.0	0.0	0.0	
20-39	0.0	0.0	0.0	0.0	0.0	
40	0.0	0.0	0.0	0.0	0.0	
N of Valid	371	380	364	254	1369	
N of Miss	20	13	9	32	74	

Table 153: On how many occasions have you used cocaine or crack in your lifetime?

Response	6	8	10	12	Total	
0	100.0	98.9	98.1	98.4	98.9	
1-2	0.0	0.8	0.8	1.2	0.7	
3-5	0.0	0.3	0.5	0.4	0.3	
6-9	0.0	0.0	0.3	0.0	0.1	
10-19	0.0	0.0	0.0	0.0	0.0	
20-39	0.0	0.0	0.3	0.0	0.1	
40	0.0	0.0	0.0	0.0	0.0	
N of Valid	379	378	365	254	1376	
N of Miss	12	15	8	32	67	

Table 154: On how many occasions have you used cocaine or crack during the past 30 days?

Response	6	8	10	12	Total	
0	100.0	99.2	99.5	100.0	99.6	
1-2	0.0	0.8	0.5	0.0	0.4	
3-5	0.0	0.0	0.0	0.0	0.0	
6-9	0.0	0.0	0.0	0.0	0.0	
10-19	0.0	0.0	0.0	0.0	0.0	
20-39	0.0	0.0	0.0	0.0	0.0	
40	0.0	0.0	0.0	0.0	0.0	
N of Valid	380	377	364	253	1374	
N of Miss	11	16	9	33	69	

Table 155: On how many occasions have you sniffed glue, breathed the contents of an aerosol spray can, or inhaled other gases or sprays, in order to get high in your lifetime?








Response	6	8	10	12	Total	
0	95.3	96.8	94.0	95.3	95.3	
1-2	2.9	1.3	3.8	2.0	2.5	
3-5	0.3	0.5	0.5	1.6	0.7	
6-9	0.0	0.8	0.5	0.4	0.4	
10-19	0.5	0.0	0.5	0.4	0.4	
20-39	0.3	0.0	0.5	0.0	0.2	
40	0.8	0.5	0.0	0.4	0.4	
N of Valid	379	378	365	253	1375	
N of Miss	12	15	8	33	68	

Table 156: On how many occasions have you sniffed glue, breathed the contents of an aerosol spray can, or inhaled other gases or sprays, in order to get high during the past 30 days?








Response	6	8	10	12	Total	
0	97.9	98.7	98.4	99.2	98.5	
1-2	0.5	0.8	1.1	0.4	0.7	
3-5	0.5	0.0	0.5	0.4	0.4	
6-9	0.3	0.3	0.0	0.0	0.1	
10-19	0.3	0.3	0.0	0.0	0.1	
20-39	0.3	0.0	0.0	0.0	0.1	
40	0.3	0.0	0.0	0.0	0.1	
N of Valid	379	379	364	253	1375	
N of Miss	12	14	9	33	68	

Table 157: On how many occasions have you used Daztrex in your lifetime?


Response	6	8	10	12	Total	
0	100.0	100.0	100.0	100.0	100.0	
1-2	0.0	0.0	0.0	0.0	0.0	
3-5	0.0	0.0	0.0	0.0	0.0	
6-9	0.0	0.0	0.0	0.0	0.0	
10-19	0.0	0.0	0.0	0.0	0.0	
20-39	0.0	0.0	0.0	0.0	0.0	
40	0.0	0.0	0.0	0.0	0.0	
N of Valid	375	377	364	253	1369	
N of Miss	16	16	9	33	74	

Table 158: On how many occasions have you used Daztrex during the past 30 days?


Response	6	8	10	12	Total	
0	100.0	100.0	100.0	100.0	100.0	
1-2	0.0	0.0	0.0	0.0	0.0	
3-5	0.0	0.0	0.0	0.0	0.0	
6-9	0.0	0.0	0.0	0.0	0.0	
10-19	0.0	0.0	0.0	0.0	0.0	
20-39	0.0	0.0	0.0	0.0	0.0	
40	0.0	0.0	0.0	0.0	0.0	
N of Valid	375	374	362	254	1365	
N of Miss	16	19	11	32	78	

Table 159: On how many occasions have you used synthetic marijuana (K2, spice) in your lifetime?







Response	6	8	10	12	Total	
0	99.7	98.4	96.7	94.4	97.6	
1-2	0.3	0.5	1.9	1.6	1.0	
3-5	0.0	0.3	0.8	1.2	0.5	
6-9	0.0	0.8	0.3	0.8	0.4	
10-19	0.0	0.0	0.0	1.2	0.2	
20-39	0.0	0.0	0.0	0.0	0.0	
40	0.0	0.0	0.3	0.8	0.2	
N of Valid	381	378	363	252	1374	
N of Miss	10	15	10	34	69	

Table 160: On how many occasions have you used synthetic marijuana (K2, spice) during the past 30 days?



Response	6	8	10	12	Total	
0	100.0	99.7	99.7	100.0	99.9	
1-2	0.0	0.3	0.3	0.0	0.1	
3-5	0.0	0.0	0.0	0.0	0.0	
6-9	0.0	0.0	0.0	0.0	0.0	
10-19	0.0	0.0	0.0	0.0	0.0	
20-39	0.0	0.0	0.0	0.0	0.0	
40	0.0	0.0	0.0	0.0	0.0	
N of Valid	380	376	362	254	1372	
N of Miss	11	17	11	32	71	

Table 161: On how many occasions have you used methamphetamines (meth, speed, crank, crystal meth) in your lifetime?








Response	6	8	10	12	Total	
0	100.0	99.2	98.6	98.0	99.1	
1-2	0.0	0.5	0.3	0.0	0.2	
3-5	0.0	0.0	0.3	0.8	0.2	
6-9	0.0	0.0	0.3	0.0	0.1	
10-19	0.0	0.3	0.0	0.4	0.1	
20-39	0.0	0.0	0.3	0.0	0.1	
40	0.0	0.0	0.3	0.8	0.2	
N of Valid	380	376	363	254	1373	
N of Miss	11	17	10	32	70	

Table 162: On how many occasions have you used methamphetamines (meth, speed, crank, crystal meth) in the past 30 days?



Response	6	8	10	12	Total	
0	100.0	99.7	100.0	99.6	99.9	
1-2	0.0	0.3	0.0	0.4	0.1	
3-5	0.0	0.0	0.0	0.0	0.0	
6-9	0.0	0.0	0.0	0.0	0.0	
10-19	0.0	0.0	0.0	0.0	0.0	
20-39	0.0	0.0	0.0	0.0	0.0	
40	0.0	0.0	0.0	0.0	0.0	
N of Valid	377	377	362	254	1370	
N of Miss	14	16	11	32	73	

Table 163: On how many occasions have you used other chemical products (bath salts, plant food, etc.) in your lifetime?





Response	6	8	10	12	Total	
0	98.4	99.5	99.4	99.6	99.2	
1-2	1.1	0.3	0.6	0.4	0.6	
3-5	0.0	0.0	0.0	0.0	0.0	
6-9	0.3	0.3	0.0	0.0	0.1	
10-19	0.3	0.0	0.0	0.0	0.1	
20-39	0.0	0.0	0.0	0.0	0.0	
40	0.0	0.0	0.0	0.0	0.0	
N of Valid	377	378	363	254	1372	
N of Miss	14	15	10	32	71	

Table 164: On how many occasions have you used other chemical products (bath salts, plant food, etc.) during the past 30 days?




Response	6	8	10	12	Total	
0	99.5	100.0	100.0	100.0	99.9	
1-2	0.0	0.0	0.0	0.0	0.0	
3-5	0.3	0.0	0.0	0.0	0.1	
6-9	0.3	0.0	0.0	0.0	0.1	
10-19	0.0	0.0	0.0	0.0	0.0	
20-39	0.0	0.0	0.0	0.0	0.0	
40	0.0	0.0	0.0	0.0	0.0	
N of Valid	379	377	361	254	1371	
N of Miss	12	16	12	32	72	

Table 165: On how many occasions have you used heroin or other opiates in your lifetime?







Response	6	8	10	12	Total	
0	100.0	99.2	98.9	96.9	98.9	
1-2	0.0	0.5	0.3	1.6	0.5	
3-5	0.0	0.3	0.0	0.8	0.2	
6-9	0.0	0.0	0.6	0.4	0.2	
10-19	0.0	0.0	0.3	0.0	0.1	
20-39	0.0	0.0	0.0	0.0	0.0	
40	0.0	0.0	0.0	0.4	0.1	
N of Valid	381	377	360	254	1372	
N of Miss	10	16	13	32	71	

Table 166: On how many occasions have you used heroin or other opiates during the past 30 days?



Response	6	8	10	12	Total	
0	100.0	100.0	100.0	98.8	99.8	
1-2	0.0	0.0	0.0	1.2	0.2	
3-5	0.0	0.0	0.0	0.0	0.0	
6-9	0.0	0.0	0.0	0.0	0.0	
10-19	0.0	0.0	0.0	0.0	0.0	
20-39	0.0	0.0	0.0	0.0	0.0	
40	0.0	0.0	0.0	0.0	0.0	
N of Valid	380	378	359	254	1371	
N of Miss	11	15	14	32	72	

Table 167: On how many occasions have you used MDMA ('X', 'E', or ecstasy) in your lifetime?






Response	6	8	10	12	Total	
0	100.0	99.7	97.5	95.3	98.4	
1-2	0.0	0.3	1.7	2.0	0.9	
3-5	0.0	0.0	0.3	1.6	0.4	
6-9	0.0	0.0	0.3	1.2	0.3	
10-19	0.0	0.0	0.3	0.0	0.1	
20-39	0.0	0.0	0.0	0.0	0.0	
40	0.0	0.0	0.0	0.0	0.0	
N of Valid	376	377	362	254	1369	
N of Miss	15	16	11	32	74	

Table 168: On how many occasions have you used MDMA ('X', 'E', or ecstasy) during the past 30 days?



Response	6	8	10	12	Total	
0	100.0	100.0	99.7	99.6	99.9	
1-2	0.0	0.0	0.3	0.4	0.1	
3-5	0.0	0.0	0.0	0.0	0.0	
6-9	0.0	0.0	0.0	0.0	0.0	
10-19	0.0	0.0	0.0	0.0	0.0	
20-39	0.0	0.0	0.0	0.0	0.0	
40	0.0	0.0	0.0	0.0	0.0	
N of Valid	376	377	360	253	1366	
N of Miss	15	16	13	33	77	

Table 169: On how many occasions have you taken prescription drugs (such as Valium, Xanax, Ritalin, Adderall, OxyContin, Darvocet, or sleeping pills) not prescribed to you in your lifetime?








Response	6	8	10	12	Total	
0	97.6	96.0	90.1	88.2	93.5	
1-2	0.8	1.9	1.1	2.0	1.4	
3-5	0.5	0.3	3.0	2.4	1.5	
6-9	0.3	0.8	1.1	2.0	0.9	
10-19	0.3	0.3	1.7	0.8	0.7	
20-39	0.0	0.3	1.4	2.4	0.9	
40	0.5	0.5	1.7	2.4	1.2	
N of Valid	381	378	362	254	1375	
N of Miss	10	15	11	32	68	

Table 170: On how many occasions have you taken prescription drugs (such as Valium, Xanax, Ritalin, Adderall, OxyContin, Darvocet, or sleeping pills) not prescribed to you during the past 30 days?








Response	6	8	10	12	Total	
0	98.7	98.4	95.3	96.0	97.2	
1-2	0.5	0.5	2.5	2.4	1.4	
3-5	0.3	0.5	0.8	0.4	0.5	
6-9	0.0	0.3	0.8	0.4	0.4	
10-19	0.0	0.0	0.3	0.4	0.1	
20-39	0.5	0.0	0.0	0.0	0.1	
40	0.0	0.3	0.3	0.4	0.2	
N of Valid	377	375	361	251	1364	
N of Miss	14	18	12	35	79	

Table 171: On how many occasions have you taken non-prescription medicines such as diet pills (for example, Dietac, Dexatrim or Prolamine), stay-awake pills (for example No-Doz, Vivarin, or Wake), or cough or cold medicines (robos, DXM, etc.) to get high in your lifetime?








Response	6	8	10	12	Total	
0	99.2	98.4	95.0	95.7	97.2	
1-2	0.3	1.1	1.1	0.4	0.7	
3-5	0.0	0.5	1.7	0.4	0.7	
6-9	0.0	0.0	1.1	1.2	0.5	
10-19	0.3	0.0	0.3	0.4	0.2	
20-39	0.3	0.0	0.3	0.8	0.3	
40	0.0	0.0	0.6	1.2	0.4	
N of Valid	378	376	363	254	1371	
N of Miss	13	17	10	32	72	

Table 172: On how many occasions have you taken non-prescription medicines such as diet pills (for example, Dietac, Dexatrim or Prolamine), stay-awake pills (for example No-Doz, Vivarin, or Wake), or cough or cold medicines (robos, DXM, etc.) to get high during the past 30 days?





Response	6	8	10	12	Total	
0	99.2	99.7	98.6	98.8	99.1	
1-2	0.0	0.0	0.3	0.4	0.1	
3-5	0.5	0.3	0.8	0.8	0.6	
6-9	0.0	0.0	0.0	0.0	0.0	
10-19	0.3	0.0	0.3	0.0	0.1	
20-39	0.0	0.0	0.0	0.0	0.0	
40	0.0	0.0	0.0	0.0	0.0	
N of Valid	378	375	361	253	1367	
N of Miss	13	18	12	33	76	



Table 173: On how many occasions have you been drunk or very high from drinking alcoholic beverages during the past 30 days?








Response	6	8	10	12	Total	
0	99.5	97.3	88.6	85.7	93.5	
1-2	0.3	1.3	6.9	8.4	3.8	
3-5	0.3	0.5	1.9	1.6	1.0	
6-9	0.0	0.3	0.6	3.2	0.8	
10-19	0.0	0.3	1.4	0.8	0.6	
20-39	0.0	0.3	0.3	0.0	0.1	
40	0.0	0.0	0.3	0.4	0.1	
N of Valid	382	374	360	251	1367	
N of Miss	9	19	13	35	76	

Table 174: On how many occasions have you drunk flavored alcoholic beverages, sometimes called 'alcopops' (like Mike's Hard Lemonade, Smirnoff Ice, Bacardi Breezers, etc.) in your lifetime?








Response	6	8	10	12	Total	
0	95.3	87.0	69.9	60.3	79.9	
1-2	2.6	8.0	11.1	9.5	7.6	
3-5	1.6	3.2	6.1	9.5	4.7	
6-9	0.0	0.3	3.9	6.7	2.3	
10-19	0.5	0.5	2.8	4.8	1.9	
20-39	0.0	1.1	1.7	2.4	1.2	
40	0.0	0.0	4.5	6.7	2.4	
N of Valid	382	376	359	252	1369	
N of Miss	9	17	14	34	74	

Table 175: On how many occasions have you drunk flavored alcoholic beverages, sometimes called 'alcopops' (like Mike's Hard Lemonade, Smirnoff Ice, Bacardi Breezers, etc.) during the past 30 days?








Response	6	8	10	12	Total	
0	99.5	97.6	88.6	84.6	93.3	
1-2	0.5	1.3	6.7	8.3	3.8	
3-5	0.0	0.8	2.2	3.5	1.5	
6-9	0.0	0.0	1.1	2.0	0.7	
10-19	0.0	0.3	1.4	0.4	0.5	
20-39	0.0	0.0	0.0	0.8	0.1	
40	0.0	0.0	0.0	0.4	0.1	
N of Valid	381	373	360	254	1368	
N of Miss	10	20	13	32	75	

Table 176: If you used prescription drugs or over the counter drugs without a doctor telling you to use it or for the purpose of getting high, where did you get these drugs? - Did not use



Response	6	8	10	12	Total	
No	6.1	8.9	12.6	24.8	12.3	
Yes	93.9	91.1	87.4	75.2	87.7	
N of Valid	391	393	373	286	1443	
N of Miss	0	0	0	0	0	

Table 177: If you used prescription drugs or over the counter drugs without a doctor telling you to use it or for the purpose of getting high, where did you get these drugs? - Bought or took from store or shop



Response	6	8	10	12	Total	
No	100.0	100.0	98.9	99.3	99.6	
Yes	0.0	0.0	1.1	0.7	0.4	
N of Valid	391	393	373	286	1443	
N of Miss	0	0	0	0	0	

Table 178: If you used prescription drugs or over the counter drugs without a doctor telling you to use it or for the purpose of getting high, where did you get these drugs? -  
Got from parents with permission



Response	6	8	10	12	Total	
No	99.5	99.5	98.1	98.6	99.0	
Yes	0.5	0.5	1.9	1.4	1.0	
N of Valid	391	393	373	286	1443	
N of Miss	0	0	0	0	0	

Table 179: If you used prescription drugs or over the counter drugs without a doctor telling you to use it or for the purpose of getting high, where did you get these drugs? -  
Got from home without permission



Response	6	8	10	12	Total	
No	99.7	99.5	98.7	96.9	98.8	
Yes	0.3	0.5	1.3	3.1	1.2	
N of Valid	391	393	373	286	1443	
N of Miss	0	0	0	0	0	

Table 180: If you used prescription drugs or over the counter drugs without a doctor telling you to use it or for the purpose of getting high, where did you get these drugs? -  
Got from relative with permission



Response	6	8	10	12	Total	
No	99.7	100.0	99.2	99.7	99.7	
Yes	0.3	0.0	0.8	0.3	0.3	
N of Valid	391	393	373	286	1443	
N of Miss	0	0	0	0	0	

Table 181: If you used prescription drugs or over the counter drugs without a doctor telling you to use it or for the purpose of getting high, where did you get these drugs? -  
Got from relative without permission



Response	6	8	10	12	Total	
No	100.0	100.0	99.2	98.6	99.5	
Yes	0.0	0.0	0.8	1.4	0.5	
N of Valid	391	393	373	286	1443	
N of Miss	0	0	0	0	0	

Table 182: If you used prescription drugs or over the counter drugs without a doctor telling you to use it or for the purpose of getting high, where did you get these drugs? -  
Got from friend's home with permission



Response	6	8	10	12	Total	
No	100.0	100.0	99.2	98.3	99.4	
Yes	0.0	0.0	0.8	1.7	0.6	
N of Valid	391	393	373	286	1443	
N of Miss	0	0	0	0	0	

Table 183: If you used prescription drugs or over the counter drugs without a doctor telling you to use it or for the purpose of getting high, where did you get these drugs? -  
Got from friend's home without permission



Response	6	8	10	12	Total	
No	100.0	99.5	99.7	100.0	99.8	
Yes	0.0	0.5	0.3	0.0	0.2	
N of Valid	391	393	373	286	1443	
N of Miss	0	0	0	0	0	

Table 184: If you used prescription drugs or over the counter drugs without a doctor telling you to use it or for the purpose of getting high, where did you get these drugs? -  
Got from friend at school



Response	6	8	10	12	Total	
No	100.0	100.0	98.7	97.9	99.2	
Yes	0.0	0.0	1.3	2.1	0.8	
N of Valid	391	393	373	286	1443	
N of Miss	0	0	0	0	0	

Table 185: If you used prescription drugs or over the counter drugs without a doctor telling you to use it or for the purpose of getting high, where did you get these drugs? -  
Got from friend at party



Response	6	8	10	12	Total	
No	99.7	99.5	98.9	99.3	99.4	
Yes	0.3	0.5	1.1	0.7	0.6	
N of Valid	391	393	373	286	1443	
N of Miss	0	0	0	0	0	

Table 186: If you used prescription drugs or over the counter drugs without a doctor telling you to use it or for the purpose of getting high, where did you get these drugs? -  
Got from friend, elsewhere



Response	6	8	10	12	Total	
No	99.5	100.0	97.9	95.8	98.5	
Yes	0.5	0.0	2.1	4.2	1.5	
N of Valid	391	393	373	286	1443	
N of Miss	0	0	0	0	0	

Table 187: If you used prescription drugs or over the counter drugs without a doctor telling you to use it or for the purpose of getting high, where did you get these drugs? -  
Got from internet sale



Response	6	8	10	12	Total	
No	99.5	99.7	100.0	100.0	99.8	
Yes	0.5	0.3	0.0	0.0	0.2	
N of Valid	391	393	373	286	1443	
N of Miss	0	0	0	0	0	

Table 188: During the last month, about how many marijuana cigarettes, or the equivalent, did you smoke a day, on the average?








Response	6	8	10	12	Total	
None	99.2	97.0	90.6	89.0	94.5	
Less than 1 a day	0.0	1.6	4.8	5.7	2.8	
1 a day	0.5	0.0	1.1	1.2	0.7	
2-3 a day	0.3	0.3	1.1	1.6	0.7	
4-6 a day	0.0	0.5	0.6	0.8	0.4	
7-10 a day	0.0	0.5	1.1	0.8	0.6	
11 or more a day	0.0	0.0	0.6	0.8	0.3	
N of Valid	374	367	351	245	1337	
N of Miss	17	26	22	41	106	

Table 189: How wrong do your friends feel it would be for YOU to: have one or two drinks of an alcoholic beverage nearly every day?





Response	6	8	10	12	Total	
Very wrong	84.5	63.8	42.1	38.4	59.2	
Wrong	9.6	21.4	22.6	21.6	18.5	
A little bit wrong	3.2	9.9	19.8	20.0	12.5	
Not at all wrong	2.7	4.9	15.5	20.0	9.9	
N of Valid	374	365	354	245	1338	
N of Miss	17	28	19	41	105	

Table 190: How wrong do your friends feel it would be for YOU to: smoke tobacco?





Response	6	8	10	12	Total	
Very wrong	88.1	70.8	47.0	38.0	63.3	
Wrong	7.5	18.2	24.9	22.4	17.8	
A little bit wrong	2.7	7.2	16.7	16.7	10.2	
Not at all wrong	1.6	3.9	11.3	22.9	8.7	
N of Valid	371	363	353	245	1332	
N of Miss	20	30	20	41	111	

Table 191: How wrong do your friends feel it would be for YOU to: smoke marijuana?





Response	6	8	10	12	Total	
Very wrong	91.4	76.3	47.5	41.2	66.4	
Wrong	5.9	11.0	18.6	15.5	12.4	
A little bit wrong	1.3	6.1	13.6	22.4	9.7	
Not at all wrong	1.3	6.6	20.3	20.8	11.4	
N of Valid	372	363	354	245	1334	
N of Miss	19	30	19	41	109	

Table 192: How wrong do your friends feel it would be for YOU to: use prescription drugs not prescribed to you?





Response	6	8	10	12	Total	
Very wrong	90.3	84.5	71.8	63.3	78.9	
Wrong	7.0	11.0	16.4	21.6	13.3	
A little bit wrong	1.1	2.2	7.9	7.8	4.4	
Not at all wrong	1.6	2.2	4.0	7.3	3.4	
N of Valid	373	362	354	245	1334	
N of Miss	18	31	19	41	109	

Table 193: How wrong would most adults (over 21) in your neighborhood think it is for kids your age: to use marijuana?





Response	6	8	10	12	Total	
Very wrong	90.8	82.3	66.0	62.4	76.7	
Wrong	6.5	10.4	20.7	18.4	13.5	
A little bit wrong	1.6	5.2	8.8	10.6	6.1	
Not at all wrong	1.1	2.2	4.5	8.6	3.7	
N of Valid	370	367	353	245	1335	
N of Miss	21	26	20	41	108	

Table 194: How wrong would most adults (over 21) in your neighborhood think it is for kids your age: to drink alcohol?





Response	6	8	10	12	Total	
Very wrong	84.6	74.9	60.6	50.2	69.3	
Wrong	10.2	16.9	20.1	23.3	17.1	
A little bit wrong	3.5	4.7	13.6	18.4	9.2	
Not at all wrong	1.6	3.6	5.7	8.2	4.4	
N of Valid	371	362	353	245	1331	
N of Miss	20	31	20	41	112	

Table 195: How wrong would most adults (over 21) in your neighborhood think it is for kids your age: to smoke cigarettes?





Response	6	8	10	12	Total	
Very wrong	85.4	77.2	62.9	49.8	70.6	
Wrong	8.1	12.6	18.7	20.8	14.5	
A little bit wrong	4.1	6.9	11.6	18.0	9.4	
Not at all wrong	2.4	3.3	6.8	11.4	5.5	
N of Valid	370	364	353	245	1332	
N of Miss	21	29	20	41	111	

Table 196: How much do each of the following statements describe your neighborhood? crime and/or drug selling





Response	6	8	10	12	Total	
NO!	84.1	73.4	67.6	66.0	73.5	
no	11.4	19.2	21.0	21.3	17.9	
yes	3.2	5.2	7.7	11.1	6.4	
YES!	1.4	2.2	3.7	1.6	2.3	
N of Valid	370	365	352	244	1331	
N of Miss	21	28	21	42	112	

Table 197: How much do each of the following statements describe your neighborhood? fights





Response	6	8	10	12	Total	
NO!	75.2	69.7	67.1	64.9	69.7	
no	17.7	21.8	25.4	27.8	22.7	
yes	4.9	6.9	5.4	4.9	5.6	
YES!	2.2	1.7	2.0	2.4	2.0	
N of Valid	367	363	350	245	1325	
N of Miss	24	30	23	41	118	



Table 198: How much do each of the following statements describe your neighborhood? lots of empty or abandoned buildings





Response	6	8	10	12	Total	
NO!	77.4	69.1	68.9	61.2	69.9	
no	16.6	21.6	22.8	29.4	22.0	
yes	4.9	8.2	6.6	7.3	6.7	
YES!	1.1	1.1	1.7	2.0	1.4	
N of Valid	368	366	351	245	1330	
N of Miss	23	27	22	41	113	

Table 199: How much do each of the following statements describe your neighborhood? lots of graffiti





Response	6	8	10	12	Total	
NO!	84.8	80.2	78.8	70.0	79.2	
no	12.9	17.6	18.9	28.0	18.6	
yes	1.4	1.4	1.2	1.2	1.3	
YES!	0.8	0.8	1.2	0.8	0.9	
N of Valid	356	364	344	243	1307	
N of Miss	35	29	29	43	136	

Table 200: I feel safe in my neighborhood.





Response	6	8	10	12	Total	
NO!	7.2	3.8	5.1	6.6	5.6	
no	5.4	7.9	6.3	6.2	6.4	
yes	29.2	31.2	34.2	39.1	32.9	
YES!	58.2	57.1	54.4	48.1	55.1	
N of Valid	373	368	351	243	1335	
N of Miss	18	25	22	43	108	

Table 201: If a kid smoked marijuana in your neighborhood would he or she be caught by the police?





Response	6	8	10	12	Total	
NO!	10.2	12.4	20.1	26.2	16.4	
no	23.7	35.8	48.3	48.8	38.1	
yes	27.8	27.5	20.1	17.5	23.8	
YES!	38.3	24.2	11.5	7.5	21.7	
N of Valid	363	363	348	240	1314	
N of Miss	28	30	25	46	129	

Table 202: If a kid drank some beer, wine or hard liquor (for example, vodka, whiskey, or gin) in your neighborhood would he or she be caught by the police?





Response	6	8	10	12	Total	
NO!	12.7	16.9	28.9	33.8	22.0	
no	27.7	40.9	47.6	49.2	40.5	
yes	30.7	22.7	15.5	11.7	21.0	
YES!	28.8	19.6	8.0	5.4	16.5	
N of Valid	361	362	349	240	1312	
N of Miss	30	31	24	46	131	

Table 203: If a kid carried a handgun in your neighborhood would he or she be caught by the police?





Response	6	8	10	12	Total	
NO!	11.1	14.4	22.7	24.1	17.5	
no	21.3	28.2	33.6	36.9	29.3	
yes	26.9	28.5	23.3	26.6	26.3	
YES!	40.7	29.0	20.4	12.4	26.9	
N of Valid	361	362	348	241	1312	
N of Miss	30	31	25	45	131	

Table 204: If you wanted to get some cigarettes, how easy would it be for you to get some?





Response	6	8	10	12	Total	
Very hard	73.8	56.9	29.7	12.1	46.2	
Sort of hard	10.5	15.4	16.4	6.3	12.6	
Sort of easy	8.8	16.0	19.6	24.3	16.5	
Very easy	6.9	11.8	34.3	57.3	24.7	
N of Valid	363	357	347	239	1306	
N of Miss	28	36	26	47	137	

Table 205: If you wanted to get some beer, wine or hard liquor (for example, vodka, whiskey, or gin), how easy would it be for you to get some?





Response	6	8	10	12	Total	
Very hard	72.3	50.8	27.3	14.2	43.8	
Sort of hard	12.5	18.0	16.1	12.1	14.9	
Sort of easy	9.7	17.7	22.4	29.3	18.9	
Very easy	5.5	13.5	34.2	44.4	22.5	
N of Valid	361	356	348	239	1304	
N of Miss	30	37	25	47	139	

Table 206: If you wanted to get a drug like cocaine, LSD, or amphetamines, how easy would it be for you to get some?





Response	6	8	10	12	Total	
Very hard	94.5	88.2	69.6	54.4	78.9	
Sort of hard	3.6	6.2	16.8	26.2	11.9	
Sort of easy	1.4	1.7	7.5	10.5	4.8	
Very easy	0.6	3.9	6.1	8.9	4.5	
N of Valid	363	356	345	237	1301	
N of Miss	28	37	28	49	142	

Table 207: If you wanted to get a handgun, how easy would it be for you to get one?

Response	6	8	10	12	Total	
Very hard	65.2	57.7	46.5	30.8	51.8	
Sort of hard	13.6	15.8	15.6	23.3	16.5	
Sort of easy	10.3	12.4	14.5	15.8	13.0	
Very easy	10.9	14.1	23.4	30.0	18.6	
N of Valid	359	355	346	240	1300	
N of Miss	32	38	27	46	143	

Table 208: If you wanted to get some marijuana, how easy would it be for you to get some?

Response	6	8	10	12	Total	
Very hard	91.7	76.2	42.9	26.9	62.7	
Sort of hard	4.7	7.9	14.9	12.2	9.6	
Sort of easy	1.7	7.6	14.6	21.8	10.4	
Very easy	1.9	8.2	27.7	39.1	17.3	
N of Valid	362	353	343	238	1296	
N of Miss	29	40	30	48	147	

Table 209: If you wanted to get prescription drugs for the purpose of getting high, how easy would it be for you to get some?

Response	6	8	10	12	Total	
Very hard	79.3	68.1	46.5	36.0	59.6	
Sort of hard	8.6	9.0	15.8	20.1	12.7	
Sort of easy	5.8	11.6	14.9	19.2	12.3	
Very easy	6.4	11.3	22.8	24.7	15.4	
N of Valid	362	354	342	239	1297	
N of Miss	29	39	31	47	146	

Table 210: If you wanted to get synthetic marijuana such as K2 or chemical products such as bath salts to get high, how easy would it be for you to get some?


Response	6	8	10	12	Total	
Very hard	92.2	86.0	67.7	52.5	76.8	
Sort of hard	3.9	6.7	16.6	26.3	12.1	
Sort of easy	2.8	2.2	7.3	12.3	5.6	
Very easy	1.1	5.1	8.4	8.9	5.6	
N of Valid	361	356	344	236	1297	
N of Miss	30	37	29	50	146	

Table 211: If you wanted to get steroids to use or to enhance athletic performance, how easy would it be for you to get some?


Response	6	8	10	12	Total	
Very hard	90.6	85.9	68.2	50.0	75.9	
Sort of hard	5.5	7.6	16.8	26.5	12.9	
Sort of easy	2.8	3.1	9.5	15.1	6.9	
Very easy	1.1	3.4	5.5	8.4	4.2	
N of Valid	361	354	346	238	1299	
N of Miss	30	39	27	48	144	

Table 212: If you wanted to get e-cigarettes, e-cigars, or e-hookahs, how easy would it be for you to get some?


Response	6	8	10	12	Total	
Very hard	85.6	69.1	43.8	25.1	58.9	
Sort of hard	6.1	10.7	10.7	8.4	9.0	
Sort of easy	3.9	10.4	12.7	15.5	10.1	
Very easy	4.4	9.8	32.9	51.0	22.0	
N of Valid	361	356	347	239	1303	
N of Miss	30	37	26	47	140	

Table 213: During the past 12 months, have you participated in any alcohol prevention programs or seen any alcohol prevention messages in your school or community? Yes, a school-based program focused on preventing underage drinking and/or drinking and driving.



Response	6	8	10	12	Total	
No	49.9	57.8	79.9	84.3	66.6	
Yes	50.1	42.2	20.1	15.7	33.4	
N of Valid	391	393	373	286	1443	
N of Miss	0	0	0	0	0	

Table 214: During the past 12 months, have you participated in any alcohol prevention programs or seen any alcohol prevention messages in your school or community? Yes, a community-based program focused on preventing underage drinking and/or drinking and driving (for example, through your church or temple or through youth groups like Boys and Girls Club or 4-H).



Response	6	8	10	12	Total	
No	88.7	92.9	93.6	99.0	93.1	
Yes	11.3	7.1	6.4	1.0	6.9	
N of Valid	391	393	373	286	1443	
N of Miss	0	0	0	0	0	

Table 215: During the past 12 months, have you participated in any alcohol prevention programs or seen any alcohol prevention messages in your school or community? Yes, a media campaign addressing underage drinking and/or drinking and driving (for example, newspaper ads, posters, pamphlets, radio, TV).



Response	6	8	10	12	Total	
No	90.3	86.8	94.4	93.7	91.1	
Yes	9.7	13.2	5.6	6.3	8.9	
N of Valid	391	393	373	286	1443	
N of Miss	0	0	0	0	0	

Table 216: During the past 12 months, have you participated in any alcohol prevention programs or seen any alcohol prevention messages in your school or community? No



Response	6	8	10	12	Total	
No	60.6	62.1	34.0	38.1	49.7	
Yes	39.4	37.9	66.0	61.9	50.3	
N of Valid	391	393	373	286	1443	
N of Miss	0	0	0	0	0	

Table 217: How wrong do your parents feel it would be for YOU to: have one or two drinks of an alcoholic beverage nearly every day?





Response	6	8	10	12	Total	
Very wrong	92.2	85.7	78.4	71.4	83.0	
Wrong	4.3	9.6	14.8	19.1	11.2	
A little bit wrong	1.3	3.0	5.7	7.1	4.0	
Not at all wrong	2.2	1.6	1.1	2.5	1.8	
N of Valid	371	364	352	241	1328	
N of Miss	20	29	21	45	115	

Table 218: How wrong do your parents feel it would be for YOU to: smoke tobacco?





Response	6	8	10	12	Total	
Very wrong	94.6	89.3	81.5	68.5	84.9	
Wrong	3.0	6.0	12.2	19.1	9.2	
A little bit wrong	1.9	2.5	4.5	8.3	3.9	
Not at all wrong	0.5	2.2	1.7	4.1	2.0	
N of Valid	370	365	352	241	1328	
N of Miss	21	28	21	45	115	

Table 219: How wrong do your parents feel it would be for YOU to: smoke marijuana?





Response	6	8	10	12	Total	
Very wrong	96.7	92.2	83.9	78.8	88.8	
Wrong	2.2	4.2	7.1	9.5	5.4	
A little bit wrong	0.0	1.4	4.0	7.5	2.8	
Not at all wrong	1.1	2.2	5.1	4.1	3.0	
N of Valid	367	360	353	241	1321	
N of Miss	24	33	20	45	122	

Table 220: How wrong do your parents feel it would be for YOU to: use prescription drugs not prescribed to you?





Response	6	8	10	12	Total	
Very wrong	95.1	94.7	91.5	90.5	93.2	
Wrong	2.7	3.9	4.8	7.1	4.4	
A little bit wrong	0.8	0.6	1.1	1.7	1.0	
Not at all wrong	1.4	0.8	2.6	0.8	1.4	
N of Valid	370	361	352	241	1324	
N of Miss	21	32	21	45	119	

Table 221: How wrong do your parents feel it would be for YOU to: steal something worth more than \$5?





Response	6	8	10	12	Total	
Very wrong	88.1	87.5	83.7	86.2	86.4	
Wrong	8.7	10.3	12.3	13.3	10.9	
A little bit wrong	1.6	1.7	2.0	0.4	1.5	
Not at all wrong	1.6	0.6	2.0	0.0	1.1	
N of Valid	369	360	349	240	1318	
N of Miss	22	33	24	46	125	

Table 222: How wrong do your parents feel it would be for YOU to: draw graffiti, write things, or draw pictures on buildings or other property (without the owner's permission)?





Response	6	8	10	12	Total	
Very wrong	91.4	88.1	86.0	81.7	87.3	
Wrong	5.4	7.7	9.7	13.7	8.7	
A little bit wrong	1.1	2.5	3.4	3.7	2.6	
Not at all wrong	2.2	1.7	0.9	0.8	1.4	
N of Valid	370	362	351	241	1324	
N of Miss	21	31	22	45	119	



Table 223: How wrong do your parents feel it would be for YOU to: pick a fight with someone?





Response	6	8	10	12	Total	
Very wrong	72.4	64.5	58.1	57.3	63.7	
Wrong	20.3	24.2	24.4	29.0	24.0	
A little bit wrong	5.9	8.0	14.4	10.4	9.6	
Not at all wrong	1.4	3.3	3.1	3.3	2.7	
N of Valid	370	363	353	241	1327	
N of Miss	21	30	20	45	116	

Table 224: During the past 12 months, have you talked with at least one of your parents about the dangers of underage drinking and/or drinking and driving? By parents, we mean either your biological parents, adoptive parents, stepparents, or adult guardians - whether or not they live with you.



Response	6	8	10	12	Total	
No	41.6	45.5	49.9	54.9	47.3	
Yes	58.4	54.5	50.1	45.1	52.7	
N of Valid	370	358	347	237	1312	
N of Miss	21	35	26	49	131	

Table 225: The rules in my family are clear.





Response	6	8	10	12	Total	
NO!	1.6	2.5	2.3	2.5	2.2	
no	3.3	3.9	3.7	5.4	4.0	
yes	27.1	29.6	40.4	43.8	34.3	
YES!	68.0	64.0	53.6	48.3	59.5	
N of Valid	369	358	349	240	1316	
N of Miss	22	35	24	46	127	

Table 226: People in my family have serious arguments about the same things, and often insult or yell at each other.





Response	6	8	10	12	Total	
NO!	48.2	31.9	27.3	23.8	33.8	
no	31.6	41.5	39.7	42.3	38.4	
yes	13.9	17.9	20.7	23.4	18.5	
YES!	6.3	8.7	12.4	10.5	9.3	
N of Valid	367	357	348	239	1311	
N of Miss	24	36	25	47	132	

Table 227: When I am not at home, one of my parents knows where I am and who I am with.





Response	6	8	10	12	Total	
NO!	2.5	2.5	2.0	3.8	2.6	
no	3.0	2.5	5.2	7.5	4.3	
yes	19.9	27.7	37.8	43.1	31.0	
YES!	74.7	67.3	55.0	45.6	62.1	
N of Valid	367	358	349	239	1313	
N of Miss	24	35	24	47	130	

Table 228: My family has clear rules about alcohol and drug use.





Response	6	8	10	12	Total	
NO!	2.2	2.0	2.0	3.3	2.3	
no	3.0	5.9	6.3	7.5	5.5	
yes	14.4	18.6	33.0	37.7	24.7	
YES!	80.4	73.5	58.6	51.5	67.5	
N of Valid	368	355	348	239	1310	
N of Miss	23	38	25	47	133	

Table 229: If you skipped school would you be caught by your parents?

Response	6	8	10	12	Total
NO!	1.6	2.0	5.7	6.3	3.7
no	4.1	6.2	14.0	18.9	10.0
yes	14.1	23.9	31.4	36.1	25.4
YES!	80.2	68.0	48.9	38.7	61.0
N of Valid	368	356	350	238	1312
N of Miss	23	37	23	48	131

Table 230: My parents ask if I've gotten my homework done.

Response	6	8	10	12	Total
NO!	2.7	3.4	8.6	9.6	5.7
no	4.1	9.8	16.3	23.4	12.4
yes	22.2	32.3	32.9	36.4	30.4
YES!	71.0	54.5	42.3	30.5	51.5
N of Valid	369	356	350	239	1314
N of Miss	22	37	23	47	129

Table 231: Would your parents know if you did not come home on time?

Response	6	8	10	12	Total
NO!	1.9	2.5	4.3	6.3	3.5
no	5.4	7.3	8.4	12.6	8.0
yes	19.6	24.2	34.8	36.1	27.9
YES!	73.0	66.0	52.5	45.0	60.6
N of Valid	367	356	345	238	1306
N of Miss	24	37	28	48	137

Table 232: Do you know how to properly dispose of leftover prescription drugs?



Response	6	8	10	12	Total	
No	69.2	65.3	57.3	58.5	63.0	
Yes	30.8	34.7	42.7	41.5	37.0	
N of Valid	351	343	342	229	1265	
N of Miss	40	50	31	57	178	

Table 233: Have any of your brothers or sisters ever: drunk beer, wine or hard liquor (for example, vodka, whiskey or gin)?




Response	6	8	10	12	Total	
No	76.6	60.8	43.6	39.9	56.8	
Yes	18.7	34.9	50.1	58.0	38.7	
I don't have any brothers or sisters	4.7	4.2	6.2	2.1	4.5	
N of Valid	363	355	353	238	1309	
N of Miss	28	38	20	48	134	

Table 234: Have any of your brothers or sisters ever: smoked marijuana?




Response	6	8	10	12	Total	
No	90.6	81.1	66.7	63.0	76.5	
Yes	4.7	15.0	27.1	35.3	19.1	
I don't have any brothers or sisters	4.7	4.0	6.2	1.7	4.4	
N of Valid	361	354	354	235	1304	
N of Miss	30	39	19	51	139	

Table 235: Have any of your brothers or sisters ever: smoked cigarettes?




Response	6	8	10	12	Total	
No	79.6	72.4	55.8	52.5	66.3	
Yes	15.7	23.6	38.0	44.9	29.1	
I don't have any brothers or sisters	4.7	4.0	6.2	2.5	4.5	
N of Valid	363	352	353	236	1304	
N of Miss	28	41	20	50	139	

Table 236: Have any of your brothers or sisters ever: taken a handgun to school?




Response	6	8	10	12	Total	
No	94.7	95.4	92.6	95.8	94.5	
Yes	0.8	0.9	1.1	2.1	1.2	
I don't have any brothers or sisters	4.5	3.7	6.2	2.1	4.3	
N of Valid	359	351	353	237	1300	
N of Miss	32	42	20	49	143	

Table 237: Have any of your brothers or sisters ever: been suspended or expelled from school?




Response	6	8	10	12	Total	
No	82.6	75.4	68.3	69.7	74.4	
Yes	13.0	20.4	25.5	28.2	21.1	
I don't have any brothers or sisters	4.4	4.2	6.2	2.1	4.4	
N of Valid	362	353	353	238	1306	
N of Miss	29	40	20	48	137	

Table 238: Have any of your brothers or sisters ever: used e-cigarettes, e-cigars or e-hookahs?




Response	6	8	10	12	Total	
No	86.7	78.1	65.8	64.1	74.6	
Yes	8.8	17.6	28.0	33.3	20.8	
I don't have any brothers or sisters	4.4	4.3	6.2	2.5	4.5	
N of Valid	362	352	354	237	1305	
N of Miss	29	41	19	49	138	

Table 239: Have any of your brothers or sisters ever: used prescription drugs not prescribed to him/her?




Response	6	8	10	12	Total	
No	92.9	90.9	81.5	79.4	86.8	
Yes	2.7	5.1	12.2	18.5	8.8	
I don't have any brothers or sisters	4.4	4.0	6.2	2.1	4.4	
N of Valid	364	353	352	238	1307	
N of Miss	27	40	21	48	136	

Table 240: Have you changed homes in the past year (the last 12 months)?



Response	6	8	10	12	Total	
No	78.2	73.7	75.1	77.7	76.1	
Yes	21.8	26.3	24.9	22.3	23.9	
N of Valid	363	353	353	238	1307	
N of Miss	28	40	20	48	136	

Table 241: How many times have you changed homes since kindergarten?






Response	6	8	10	12	Total	
Never	37.1	31.7	30.5	29.8	32.5	
1 or 2 times	32.6	32.3	32.8	31.1	32.3	
3 or 4 times	14.6	16.3	17.7	16.4	16.2	
5 or 6 times	6.5	9.3	7.7	10.9	8.4	
7 or more times	9.3	10.5	11.4	11.8	10.6	
N of Valid	356	344	351	238	1289	
N of Miss	35	49	22	48	154	

Table 242: Have you changed schools (including changing from elementary to middle and middle to high school) in the past year?



Response	6	8	10	12	Total	
No	62.4	68.0	54.0	84.4	65.7	
Yes	37.6	32.0	46.0	15.6	34.3	
N of Valid	354	344	348	237	1283	
N of Miss	37	49	25	49	160	

Table 243: How many times have you changed schools since kindergarten (including changing from elementary to middle and middle to high school)?






Response	6	8	10	12	Total	
Never	23.1	22.7	23.6	30.3	24.5	
1 or 2 times	49.3	34.7	21.7	25.6	33.5	
3 or 4 times	14.2	25.6	36.5	26.9	25.6	
5 or 6 times	7.8	8.0	11.1	8.4	8.8	
7 or more times	5.6	9.1	7.1	8.8	7.5	
N of Valid	359	352	351	238	1300	
N of Miss	32	41	22	48	143	

Table 244: Has anyone in your family ever had severe alcohol or drug problems?



Response	6	8	10	12	Total	
No	71.8	64.4	52.4	51.9	60.9	
Yes	28.2	35.6	47.6	48.1	39.1	
N of Valid	358	351	349	237	1295	
N of Miss	33	42	24	49	148	

Table 245: About how many adults (over 21) have you known personally who in the past year have: used marijuana, crack, cocaine, or other drugs?






Response	6	8	10	12	Total	
0	75.3	72.2	58.4	49.2	65.1	
1	12.7	12.3	14.7	14.7	13.5	
2	4.4	8.3	9.0	13.9	8.4	
3-4	5.0	3.7	5.5	9.2	5.6	
5	2.5	3.4	12.4	13.0	7.3	
N of Valid	361	349	346	238	1294	
N of Miss	30	44	27	48	149	

Table 246: About how many adults (over 21) have you known personally who in the past year have: sold or dealt drugs?






Response	6	8	10	12	Total	
0	87.1	81.8	75.4	68.4	79.1	
1	7.0	10.1	8.3	11.8	9.1	
2	2.8	4.6	4.3	6.3	4.3	
3-4	2.0	1.2	2.9	5.9	2.7	
5	1.1	2.3	9.2	7.6	4.8	
N of Valid	357	347	349	237	1290	
N of Miss	34	46	24	49	153	

Table 247: About how many adults (over 21) have you known personally who in the past year have: done other things that could get them in trouble with the police, like stealing, selling stolen goods, mugging or assaulting others, etc.?






Response	6	8	10	12	Total	
0	83.3	78.7	72.3	63.7	75.5	
1	11.1	13.0	11.2	13.9	12.2	
2	1.9	4.3	4.9	7.6	4.4	
3-4	2.2	1.7	4.6	7.2	3.6	
5	1.4	2.3	6.9	7.6	4.3	
N of Valid	360	347	347	237	1291	
N of Miss	31	46	26	49	152	

Table 248: About how many adults (over 21) have you known personally who in the past year have: gotten drunk or high?






Response	6	8	10	12	Total	
0	60.0	52.0	36.0	31.1	46.1	
1	20.8	20.7	17.0	12.2	18.2	
2	10.8	11.5	12.7	10.9	11.5	
3-4	4.7	5.7	11.0	18.1	9.1	
5	3.6	10.1	23.3	27.7	15.1	
N of Valid	360	348	347	238	1293	
N of Miss	31	45	26	48	150	



Table 249: Have you seen or heard information about underage drinking in the past 12 months from the following sources? Radio



Response	6	8	10	12	Total	
No	70.3	58.7	59.5	64.2	63.2	
Yes	29.7	41.3	40.5	35.8	36.8	
N of Valid	370	351	348	243	1312	
N of Miss	21	42	25	43	131	

Table 250: Have you seen or heard information about underage drinking in the past 12 months from the following sources? TV.



Response	6	8	10	12	Total	
No	41.1	35.7	39.4	41.6	39.3	
Yes	58.9	64.3	60.6	58.4	60.7	
N of Valid	367	347	350	243	1307	
N of Miss	24	46	23	43	136	

Table 251: Have you seen or heard information about underage drinking in the past 12 months from the following sources? Print. This includes information on underage drinking you may have seen in the newspaper, on a billboard, in pamphlets, on stickers, etc.



Response	6	8	10	12	Total	
No	51.8	41.3	47.4	51.4	47.8	
Yes	48.2	58.7	52.6	48.6	52.2	
N of Valid	369	349	352	243	1313	
N of Miss	22	44	21	43	130	

Table 252: Have you seen or heard information about underage drinking in the past 12 months from the following sources? Website or social media? (Facebook, Myspace, website, etc.)



Response	6	8	10	12	Total	
No	55.9	47.6	41.1	37.9	46.4	
Yes	44.1	52.4	58.9	62.1	53.6	
N of Valid	370	347	353	243	1313	
N of Miss	21	46	20	43	130	

Table 253: The next questions ask about your opinions of the information you saw or heard. If you have seen or heard more than one ad, please think about your favorite ad when answering these questions. The information about underage drinking that I saw or heard was convincing.






Response	6	8	10	12	Total	
NO!	21.0	10.8	15.7	15.8	15.9	
no	5.4	9.9	21.7	25.4	14.8	
yes	22.9	32.1	32.9	32.9	29.9	
YES!	24.1	26.5	13.7	10.8	19.4	
I have not seen or heard any ads about underage drinking in the past 12 months.	26.6	20.7	16.0	15.0	20.0	
N of Valid	353	343	350	240	1286	
N of Miss	38	50	23	46	157	

Table 254: The next questions ask about your opinions of the information you saw or heard. If you have seen or heard more than one ad, please think about your favorite ad when answering these questions. The information about underage drinking that I saw or heard grabbed my attention.






Response	6	8	10	12	Total	
NO!	16.5	10.3	14.9	15.0	14.1	
no	11.4	16.5	26.6	27.5	19.9	
yes	20.2	30.1	30.1	32.1	27.7	
YES!	28.4	23.3	12.9	10.8	19.5	
I have not seen or heard any ads about underage drinking in the past 12 months.	23.6	19.8	15.5	14.6	18.7	
N of Valid	352	339	349	240	1280	
N of Miss	39	54	24	46	163	

Table 255: The next questions ask about your opinions of the information you saw or heard. If you have seen or heard more than one ad, please think about your favorite ad when answering these questions. The information about underage drinking that I saw or heard said something important to me.






Response	6	8	10	12	Total	
NO!	17.3	11.5	15.5	14.6	14.8	
no	9.9	20.1	28.4	33.9	22.1	
yes	20.7	24.0	25.8	23.4	23.5	
YES!	26.3	24.6	14.3	13.0	20.1	
I have not seen or heard any ads about underage drinking in the past 12 months.	25.8	19.8	16.0	15.1	19.5	
N of Valid	353	338	349	239	1279	
N of Miss	38	55	24	47	164	

Table 256: The next questions ask about your opinions of the information you saw or heard. If you have seen or heard more than one ad, please think about your favorite ad when answering these questions. Seeing or hearing this information about underage drinking made me want to stop or decrease my drinking.

Response	6	8	10	12	Total	
NO!	22.9	12.7	20.1	17.9	18.4	
no	4.3	9.6	19.5	28.5	14.5	
yes	5.2	19.2	19.5	19.6	15.6	
YES!	19.8	26.0	17.7	15.3	20.0	
I have not seen or heard any ads about underage drinking in the past 12 months.	47.9	32.5	23.4	18.7	31.5	
N of Valid	328	323	334	235	1220	
N of Miss	63	70	39	51	223	

Table 257: How honest were you in filling out this survey?

Response	6	8	10	12	Total	
I was very honest	88.9	85.6	84.1	84.9	86.0	
I was honest pretty much of the time	9.5	12.7	14.2	11.8	12.1	
I was honest some of the time	1.6	1.4	1.1	1.2	1.4	
I was honest once in a while	0.0	0.3	0.6	2.0	0.6	
I was not honest at all	0.0	0.0	0.0	0.0	0.0	
N of Valid	368	353	353	245	1319	
N of Miss	23	40	20	41	124	