

2012 APNA

Arkansas Prevention Needs Assessment Student Survey



Boone County Tables

Arkansas Department of Human Services
Division of Behavioral Health Services
Prevention Services

Conducted by International Survey Associates dba Pride Surveys

Contents

1	INTRODUCTION	10
2	PERCENTAGE TABLES	15

List of Tables

1	Sex	16
2	Age	16
3	Are you Hispanic or Latino?	16
4	What is your race? Black or African American	17
5	What is your race? Asian	17
6	What is your race? American Indian	17
7	What is your race? Alaska Native	17
8	What is your race? White	18
9	What is your race? Native Hawaiian or Other Pacific Islander	18
10	What is your race? Other	18
11	What is the highest level of schooling completed by your mother or father?	19
12	Think of where you live most of the time. Which of the following people live there with you? Mother	19
13	Think of where you live most of the time. Which of the following people live there with you? Stepmother	19
14	Think of where you live most of the time. Which of the following people live there with you? Foster Mother	20
15	Think of where you live most of the time. Which of the following people live there with you? Grandmother	20
16	Think of where you live most of the time. Which of the following people live there with you? Aunt	20
17	Think of where you live most of the time. Which of the following people live there with you? Father	20
18	Think of where you live most of the time. Which of the following people live there with you? Stepfather	21
19	Think of where you live most of the time. Which of the following people live there with you? Foster Father	21
20	Think of where you live most of the time. Which of the following people live there with you? Grandfather	21
21	Think of where you live most of the time. Which of the following people live there with you? Uncle	21
22	Think of where you live most of the time. Which of the following people live there with you? Other Adults	22
23	Think of where you live most of the time. Which of the following people live there with you? Brother(s)	22
24	Think of where you live most of the time. Which of the following people live there with you? Stepbrother(s)	22
25	Think of where you live most of the time. Which of the following people live there with you? Sister(s)	22
26	Think of where you live most of the time. Which of the following people live there with you? Stepsister(s)	23

27	Think of where you live most of the time. Which of the following people live there with you? Other Children	23
28	In my school, students have lots of chances to help decide things like class activities and rules.	23
29	Teachers ask me to work on special classroom projects.	23
30	My teacher(s) notices when I am doing a good job and lets me know about it.	24
31	There are lots of chances for students in my school to get involved in sports, clubs, and other school activities outside of class.	24
32	There are lots of chances for students in my school to talk with a teacher one-on-one.	24
33	I feel safe at my school.	25
34	The school lets my parents know when I have done something well.	25
35	My teachers praise me when I work hard in school.	25
36	Are your school grades better than the grades of most students in your class?	26
37	I have lots of chances to be part of class discussions or activities.	26
38	Now thinking back over the past year in school, how often did you: enjoy being in school?	26
39	Now thinking back over the past year in school, how often did you: hate being in school?	27
40	Now thinking back over the past year in school, how often did you: try to do your best work in school?	27
41	How often do you feel that the school work you are assigned is meaningful and important?	27
42	Putting them all together, what were your grades like last year?	28
43	How important do you think the things you are learning in school are going to be for your later life?	28
44	How interesting are most of your courses to you?	28
45	During the LAST FOUR WEEKS how many whole days of school have you missed because you skipped or 'cut'?	29
46	What are the chances you would be seen as cool if you: smoked cigarettes?	29
47	What are the chances you would be seen as cool if you: worked hard at school?	29
48	What are the chances you would be seen as cool if you: began drinking alcoholic beverages regularly, that is, at least once or twice a month?	30
49	What are the chances you would be seen as cool if you: defended someone who was being verbally abused at school?	30
50	What are the chances you would be seen as cool if you: smoked marijuana?	30
51	What are the chances you would be seen as cool if you: carried a handgun?	31

52	Think of your four best friends (the friends you feel closest to). In the past year (12 months), how many of your best friends have: participated in clubs, organizations or activities at school?	31
53	Think of your four best friends (the friends you feel closest to). In the past year (12 months), how many of your best friends have: smoked cigarettes?	31
54	Think of your four best friends (the friends you feel closest to). In the past year (12 months), how many of your best friends have: tried beer, wine or hard liquor (for example, vodka, whiskey, or gin) when their parents didn't know about it?	32
55	Think of your four best friends (the friends you feel closest to). In the past year (12 months), how many of your best friends have: made a commitment to stay drug-free?	32
56	Think of your four best friends (the friends you feel closest to). In the past year (12 months), how many of your best friends have: used marijuana?	32
57	Think of your four best friends (the friends you feel closest to). In the past year (12 months), how many of your best friends have: used prescription drugs or non-prescription drugs for the purposes of getting high?	33
58	Think of your four best friends (the friends you feel closest to). In the past year (12 months), how many of your best friends have: used synthetic marijuana (K2, spice) or bath salts?	33
59	Think of your four best friends (the friends you feel closest to). In the past year (12 months), how many of your best friends have: used LSD, cocaine, amphetamines, or other illegal drugs?	33
60	Think of your four best friends (the friends you feel closest to). In the past year (12 months), how many of your best friends have: tried to do well in school?	34
61	Think of your four best friends (the friends you feel closest to). In the past year (12 months), how many of your best friends have: been suspended from school?	34
62	Think of your four best friends (the friends you feel closest to). In the past year (12 months), how many of your best friends have: liked school?	34
63	Think of your four best friends (the friends you feel closest to). In the past year (12 months), how many of your best friends have: carried a handgun?	35
64	Think of your four best friends (the friends you feel closest to). In the past year (12 months), how many of your best friends have: sold illegal drugs?	35
65	Think of your four best friends (the friends you feel closest to). In the past year (12 months), how many of your best friends have: regularly attended religious services?	35

66	Think of your four best friends (the friends you feel closest to). In the past year (12 months), how many of your best friends have: stolen or tried to steal a motor vehicle such as a car or motorcycle?	36
67	Think of your four best friends (the friends you feel closest to). In the past year (12 months), how many of your best friends have: been arrested?	36
68	Think of your four best friends (the friends you feel closest to). In the past year (12 months), how many of your best friends have: dropped out of school?	36
69	Think of your four best friends (the friends you feel closest to). In the past year (12 months), how many of your best friends have: been members of a gang?	37
70	How old were you when you first: smoked marijuana?	37
71	How old were you when you first: smoked a cigarette, even just a puff?	38
72	How old were you when you first: had more than a sip or two of beer, wine or hard liquor (for example, vodka, whiskey, or gin)?	38
73	How old were you when you first: began drinking alcoholic beverages regularly, that is, at least once or twice a month?	39
74	How old were you when you first: used Daztrex?	39
75	How old were you when you first: got suspended from school?	40
76	How old were you when you first: got arrested?	40
77	How old were you when you first: carried a handgun?	41
78	How old were you when you first: attacked someone with the idea of seriously hurting them?	41
79	How old were you when you first: belonged to a gang?	42
80	How wrong do you think it is for someone your age to: take a handgun to school?	42
81	How wrong do you think it is for someone your age to: steal anything worth more than \$5?	42
82	How wrong do you think it is for someone your age to: pick a fight with someone?	43
83	How wrong do you think it is for someone your age to: attack someone with the idea of seriously hurting them?	43
84	How wrong do you think it is for someone your age to: stay away from school all day when their parents think they are at school?	43
85	How wrong do you think it is for someone your age to: drink beer, wine or hard liquor (for example, vodka, whiskey, or gin) regularly?	44
86	How wrong do you think it is for someone your age to: smoke cigarettes?	44
87	How wrong do you think it is for someone your age to: smoke marijuana?	44
88	How wrong do you think it is for someone your age to: use prescription drugs or non-prescription drugs for the purpose of getting high?	45

89	How wrong do you think it is for someone your age to: use synthetic marijuana (K2, spice) or bath salts?	45
90	How wrong do you think it is for someone your age to: use LSD, cocaine, amphetamines or another illegal drug?	45
91	At school during the past 12 months, did you receive help from the resource teacher, speech therapist or other special education teacher?	46
92	How many times in the past year (12 months) have you: been suspended from school?	46
93	How many times in the past year (12 months) have you: carried a handgun?	46
94	How many times in the past year (12 months) have you: sold illegal drugs?	47
95	How many times in the past year (12 months) have you: stolen or tried to steal a motor vehicle such as a car or motorcycle?	47
96	How many times in the past year (12 months) have you: participated in clubs, organizations or activities at school?	48
97	How many times in the past year (12 months) have you: been arrested?	48
98	How many times in the past year (12 months) have you: attacked someone with the idea of seriously hurting them?	49
99	How many times in the past year (12 months) have you: been drunk or high at school?	49
100	How many times in the past year (12 months) have you: taken a handgun to school?	50
101	Are you currently on probation, or assigned a probation officer with Juvenile Court?	50
102	Have you ever belonged to a gang?	50
103	If you have ever belonged to a gang, did that gang have a name?	51
104	You are at a party at someone's house, and one of your friends offers you a drink containing alcohol. What would you say or do?	51
105	How often do you attend religious services or activities?	51
106	I think sometimes it's okay to cheat at school.	52
107	It is important to think before you act.	52
108	Sometimes I think that life is not worth it.	52
109	At times I think I am no good at all.	53
110	All in all, I am inclined to think that I am a failure.	53
111	In the past year, have you felt depressed or sad MOST days, even if you felt okay sometimes?	53
112	It is all right to beat up people if they start the fight.	54
113	I think it is okay to take something without asking if you can get away with it.	54
114	Where do you get the most information about living a drug and alcohol free life? Parents/guardians	54
115	Where do you get the most information about living a drug and alcohol free life? Friends	55

116	Where do you get the most information about living a drug and alcohol free life? Family members	55
117	Where do you get the most information about living a drug and alcohol free life? School	55
118	Where do you get the most information about living a drug and alcohol free life? Internet	56
119	Where do you get the most information about living a drug and alcohol free life? TV	56
120	Where do you get the most information about living a drug and alcohol free life? Social media	56
121	How much do you think people risk harming themselves (physically or in other ways) if they: smoked one or more packs of cigarettes per day?	57
122	How much do you think people risk harming themselves (physically or in other ways) if they: try marijuana once or twice?	57
123	How much do you think people risk harming themselves (physically or in other ways) if they: smoke marijuana once or twice a week?	57
124	How much do you think people risk harming themselves (physically or in other ways) if they: take one or two drinks of an alcoholic beverage (beer, wine, liquor) nearly every day?	58
125	How much do you think people risk harming themselves (physically or in other ways) if they: have five or more drinks of an alcoholic beverage once or twice each weekend?	58
126	How much do you think people risk harming themselves (physically or in other ways) if they: use prescription drugs that are not prescribed to them?	58
127	How much do you think people risk harming themselves (physically or in other ways) if they: use non-prescription drugs to get high?	59
128	Have you ever used smokeless tobacco (chew, snuff, plug, dipping tobacco, or chewing tobacco)?	59
129	How often have you taken smokeless tobacco during the past 30 days?	59
130	Have you ever smoked cigarettes?	60
131	How frequently have you smoked cigarettes during the past 30 days?	60
132	Which statement best describes rules about smoking inside your home?	60
133	Which statement best describes rules about smoking in your family cars?	61
134	During this school year, were you taught in any of your classes about the dangers of tobacco use?	61
135	During the past 12 months, have you participated in any community activities to discourage people your age from using cigarettes, chewing tobacco, snuff, dip or cigars?	61
136	Think back over the last two weeks. How many times have you had five or more alcoholic drinks in a row?	62

137	During the past 30 days, how many times did you ride in a car or other vehicle driven by someone who had been drinking alcohol or using drugs to get high?	62
138	During the past 30 days, how many times did you drive a car or other vehicle when you had been drinking alcohol or using drugs to get high?	62
139	If you drank alcohol (not just a sip or taste) in the past year, how did you usually get it?	63
140	If you drank alcohol (not just a sip or taste) in the past year, where did you usually drink it?	63
141	How do you feel about someone your age having one or two drinks of an alcoholic beverage nearly every day?	64
142	On how many occasions have you had alcoholic beverages (beer, wine or hard liquor) to drink in your lifetime - more than just a few sips?	64
143	On how many occasions have you drunk one of more drinks of an alcoholic beverage during the past 30 days?	64
144	On how many occasions have you used marijuana (grass, pot) or hashish (hash, hash oil) in your lifetime?	65
145	On how many occasions have you used marijuana (grass, pot) or hashish (hash, hash oil) during the past 30 days?	65
146	On how many occasions have you used LSD or other psychedelics in your lifetime?	65
147	On how many occasions have you used LSD or other psychedelics during the past 30 days?	66
148	On how many occasions have you used cocaine or crack in your lifetime?	66
149	On how many occasions have you used cocaine or crack during the past 30 days?	66
150	On how many occasions have you sniffed glue, breathed the contents of an aerosol spray can, or inhaled other gases or sprays, in order to get high in your lifetime?	67
151	On how many occasions have you sniffed glue, breathed the contents of an aerosol spray can, or inhaled other gases or sprays, in order to get high during the past 30 days?	67
152	On how many occasions have you used Daztrex in your lifetime?	68
153	On how many occasions have you used Daztrex during the past 30 days?	68
154	On how many occasions have you used synthetic marijuana in your lifetime?	68
155	On how many occasions have you used synthetic marijuana during the past 30 days?	69
156	On how many occasions have you used methamphetamines (meth, speed, crank, crystal meth) in your lifetime?	69

157	On how many occasions have you used methamphetamines (meth, speed, crank, crystal meth) in the past 30 days?	69
158	On how many occasions have you used other chemical products (bath salts, plant food, etc.) in your lifetime?	70
159	On how many occasions have you used other chemical products (bath salts, plant food, etc.) during the past 30 days?	70
160	On how many occasions have you used heroin or other opiates in your lifetime?	70
161	On how many occasions have you used heroin or other opiates during the past 30 days?	71
162	On how many occasions have you used MDMA ('X', 'E', or ecstasy) in your lifetime?	71
163	On how many occasions have you used MDMA ('X', 'E', or ecstasy) during the past 30 days?	71
164	On how many occasions have you taken prescription drugs (such as Valium, Xanax, Ritalin, Adderall, OxyContin, Darvocet, or sleeping pills) not prescribed to you in your lifetime?	72
165	On how many occasions have you taken prescription drugs (such as Valium, Xanax, Ritalin, Adderall, OxyContin, Darvocet, or sleeping pills) not prescribed to you during the past 30 days?	72
166	On how many occasions have you taken non-prescription medicines such as diet pills (for example, Dietac, Dexatrim or Prolamine), stay-awake pills (for example No-Doz, Vivarin, or Wake), or cough or cold medicines (robos, DXM, etc.) to get high in your lifetime?	73
167	On how many occasions have you taken non-prescription medicines such as diet pills (for example, Dietac, Dexatrim or Prolamine), stay-awake pills (for example No-Doz, Vivarin, or Wake), or cough or cold medicines (robos, DXM, etc.) to get high during the past 30 days?	73
168	On how many occasions have you been drunk or very high from drinking alcoholic beverages during the past 30 days?	74
169	On how many occasions have you drunk flavored alcoholic beverages, sometimes called 'alcopops' (like Mike's Hard Lemonade, Smirnoff Ice, Bacardi Breezers, etc.) in your lifetime?	74
170	On how many occasions have you drunk flavored alcoholic beverages, sometimes called 'alcopops' (like Mike's Hard Lemonade, Smirnoff Ice, Bacardi Breezers, etc.) during the past 30 days?	75
171	If you used prescription drugs or over the counter drugs without a doctor telling you to use it or for the purpose of getting high, where did you get these drugs?	75
172	During the last month, about how many marijuana cigarettes, or the equivalent, did you smoke a day, on the average?	76
173	How wrong do your friends feel it would be for YOU to: drink alcohol?	76
174	How wrong do your friends feel it would be for YOU to: smoke tobacco?	76

175	How wrong do your friends feel it would be for YOU to: smoke marijuana?	77
176	How wrong do your friends feel it would be for YOU to: use prescription drugs not prescribed to you	77
177	How wrong would most adults (over 21) in your neighborhood think it is for kids your age: to use marijuana?	77
178	How wrong would most adults (over 21) in your neighborhood think it is for kids your age: to drink alcohol?	78
179	How wrong would most adults (over 21) in your neighborhood think it is for kids your age: to smoke cigarettes?	78
180	How much do each of the following statements describe your neighborhood? crime and/or drug selling	78
181	How much do each of the following statements describe your neighborhood? fights	79
182	How much do each of the following statements describe your neighborhood? lots of empty or abandoned buildings	79
183	How much do each of the following statements describe your neighborhood? lots of graffiti	79
184	I feel safe in my neighborhood.	80
185	If a kid smoked marijuana in your neighborhood would he or she be caught by the police?	80
186	If a kid drank some beer, wine or hard liquor (for example, vodka, whiskey, or gin) in your neighborhood would he or she be caught by the police?	80
187	If a kid carried a handgun in your neighborhood would he or she be caught by the police?	81
188	If you wanted to get some cigarettes, how easy would it be for you to get some?	81
189	If you wanted to get some beer, wine or hard liquor (for example, vodka, whiskey, or gin), how easy would it be for you to get some?	81
190	If you wanted to get a drug like cocaine, LSD, or amphetamines, how easy would it be for you to get some?	82
191	If you wanted to get a handgun, how easy would it be for you to get one?	82
192	If you wanted to get some marijuana, how easy would it be for you to get some?	82
193	If you wanted to get prescription drugs for the purpose of getting high, how easy would it be for you to get some?	83
194	If you wanted to get synthetic marijuana such as K2 or chemical products such as bath salts to get high, how easy would it be for you to get some?	83
195	If you wanted to get steroids to enhance athletic performance, how easy would it be for you to get some?	83

196	During the past 12 months, have you participated in any alcohol prevention programs or seen any alcohol prevention messages in your school or community? Yes, a school-based program focused on preventing underage drinking and/or drinking and driving. . . .	84
197	During the past 12 months, have you participated in any alcohol prevention programs or seen any alcohol prevention messages in your school or community? Yes, a community-based program focused on preventing underage drinking and/or drinking and driving (for example, through your church or temple or through youth groups like Boys and Girls Club or 4-H). . . .	84
198	During the past 12 months, have you participated in any alcohol prevention programs or seen any alcohol prevention messages in your school or community? Yes, a media campaign addressing underage drinking and/or drinking and driving (for example, newspaper ads, posters, pamphlets, radio, TV). . . .	84
199	During the past 12 months, have you participated in any alcohol prevention programs or seen any alcohol prevention messages in your school or community? No	84
200	How wrong do your parents feel it would be for YOU to: drink beer, wine or hard liquor (for example, vodka, whiskey or gin) regularly? .	85
201	How wrong do your parents feel it would be for YOU to: smoke tobacco?	85
202	How wrong do your parents feel it would be for YOU to: smoke marijuana?	85
203	How wrong do your parents feel it would be for YOU to: use prescription drugs not prescribed to you?	86
204	How wrong do your parents feel it would be for YOU to: steal something worth more than \$5?	86
205	How wrong do your parents feel it would be for YOU to: draw graffiti, write things, or draw pictures on buildings or other property (without the owner's permission)?	86
206	How wrong do your parents feel it would be for YOU to: pick a fight with someone?	87
207	During the past 12 months, have you talked with at least one of your parents about the dangers of underage drinking and/or drinking and driving? By parents, we mean either your biological parents, adoptive parents, stepparents, or adult guardians - whether or not they live with you. . . .	87
208	The rules in my family are clear. . . .	87
209	People in my family often insult or yell at each other. . . .	88
210	When I am not at home, one of my parents knows where I am and who I am with. . . .	88
211	We argue about the same things in my family over and over. . . .	88

212	If you drank some beer or wine or liquor (for example, vodka, whiskey, or gin) without your parents' permission, would you be caught by your parents?	89
213	My family has clear rules about alcohol and drug use. . . .	89
214	If you carried a handgun without your parents' permission, would you be caught by your parents?	89
215	If you skipped school would you be caught by your parents?	90
216	My parents ask if I've gotten my homework done. . . .	90
217	People in my family have serious arguments. . . .	90
218	Would your parents know if you did not come home on time?	91
219	Have any of your brothers or sisters ever: drunk beer, wine or hard liquor (for example, vodka, whiskey or gin)?	91
220	Have any of your brothers or sisters ever: smoked marijuana?	91
221	Have any of your brothers or sisters ever: smoked cigarettes?	91
222	Have any of your brothers or sisters ever: taken a handgun to school?	92
223	Have any of your brothers or sisters ever: been suspended or expelled from school?	92
224	Have you changed homes in the past year (the last 12 months)? . . .	92
225	How many times have you changed homes since kindergarten? . . .	92
226	Have you changed schools (including changing from elementary to middle and middle to high school) in the past year?	93
227	How many times have you changed schools since kindergarten (including changing from elementary to middle and middle to high school)?	93
228	Has anyone in your family ever had severe alcohol or drug problems? . . .	93
229	About how many adults (over 21) have you known personally who in the past year have: used marijuana, crack, cocaine, or other drugs? . . .	94
230	About how many adults (over 21) have you known personally who in the past year have: sold or dealt drugs?	94
231	About how many adults (over 21) have you known personally who in the past year have: done other things that could get them in trouble with the police, like stealing, selling stolen goods, mugging or assaulting others, etc.?	94
232	About how many adults (over 21) have you known personally who in the past year have: gotten drunk or high?	95
233	Have you seen or heard information about underage drinking in the past 12 months from the following sources? Radio	95
234	Have you seen or heard information about underage drinking in the past 12 months from the following sources? TV. . . .	95
235	Have you seen or heard information about underage drinking in the past 12 months from the following sources? Print. This includes information on underage drinking you may have seen in the newspaper, on a billboard, in pamphlets, on stickers, etc. . . .	95

236	Have you seen or heard information about underage drinking in the past 12 months from the following sources? Website or social media? (Facebook, Myspace, website, etc.)	96
237	The next questions ask about your opinions of the information you saw or heard. If you have seen or heard more than one ad, please think about your favorite ad when answering these questions. The information about underage drinking that I saw or heard was convincing.	96
238	The next questions ask about your opinions of the information you saw or heard. If you have seen or heard more than one ad, please think about your favorite ad when answering these questions. The information about underage drinking that I saw or heard grabbed my attention.	96
239	The next questions ask about your opinions of the information you saw or heard. If you have seen or heard more than one ad, please think about your favorite ad when answering these questions. The information about underage drinking that I saw or heard said something important to me.	97
240	The next questions ask about your opinions of the information you saw or heard. If you have seen or heard more than one ad, please think about your favorite ad when answering these questions. Seeing or hearing this information about underage drinking made me want to stop or decrease my drinking.	97
241	How honest were you in filling out this survey?	97

List of Figures

1	Grade Chart	11
2	Gender Chart	12
3	Age Chart	13
4	Ethnic Origin Chart	14

1 INTRODUCTION

This report was generated from data collected on the *2012 Arkansas Prevention Needs Assessment Student Survey*. This report contains basic frequency tables of all data collected and graphs on the selected demographic variables of grade, gender, age and ethnic origin. The graph on ethnic origin is represented as a bar chart rather than as a pie chart. This is because students were allowed to mark more than one response for ethnic origin as opposed to being allowed to mark only one response. The bars represent the percent of students who marked each of the ethnic categories.

Questions regarding the information found in this report can be directed to:

Pride Surveys

160 Vanderbilt Court
Bowling Green, KY 42103
1-800-279-6361
www.pridesurveys.com

Grade Chart

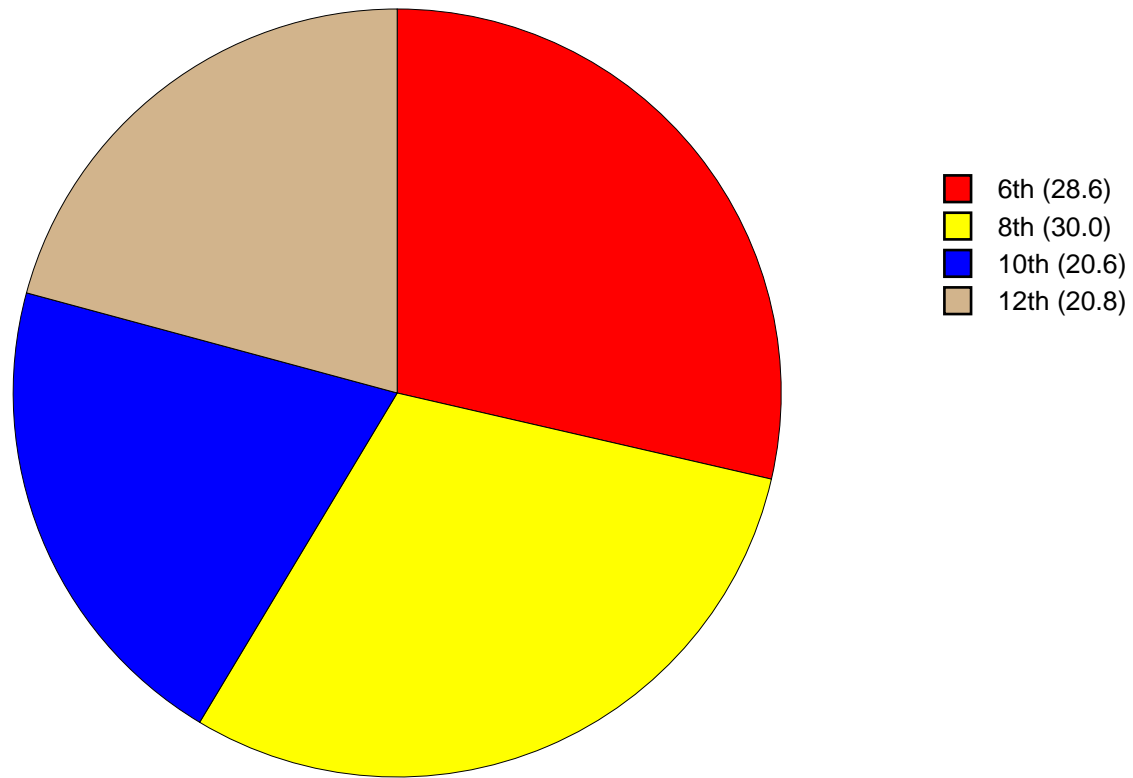


Figure 1: Grade Chart

Gender Chart

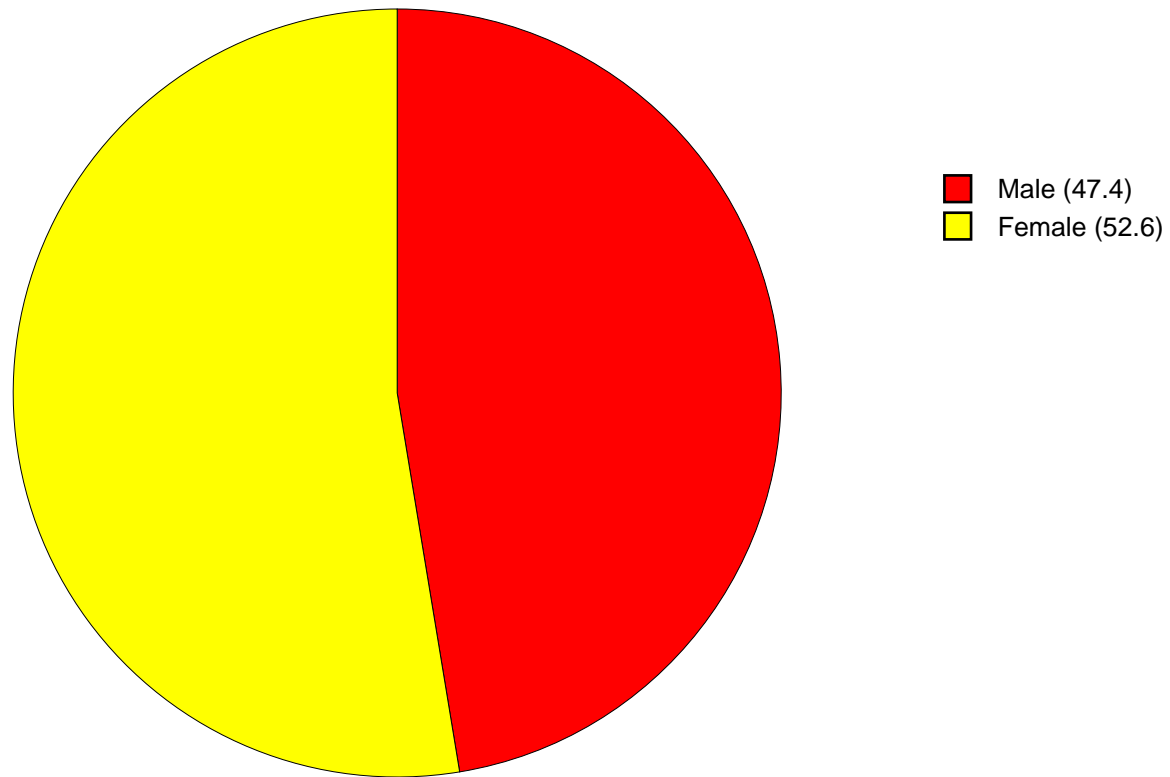


Figure 2: Gender Chart

Age Chart

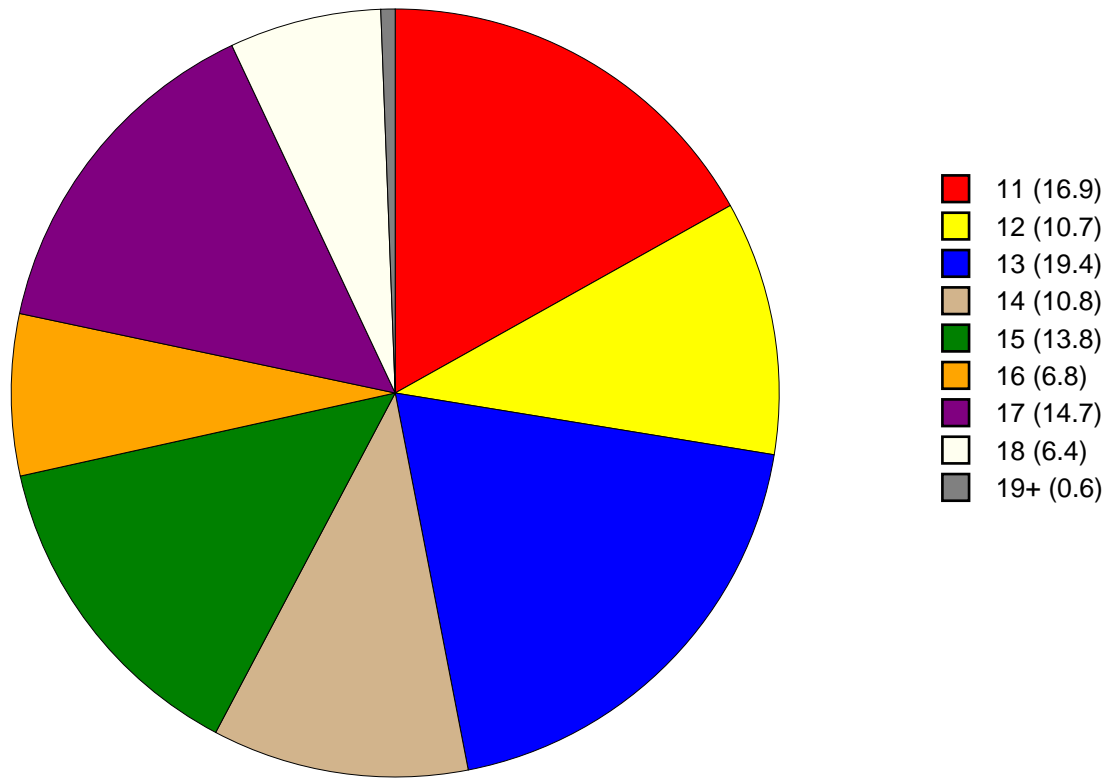


Figure 3: Age Chart

Ethnic Origin Chart

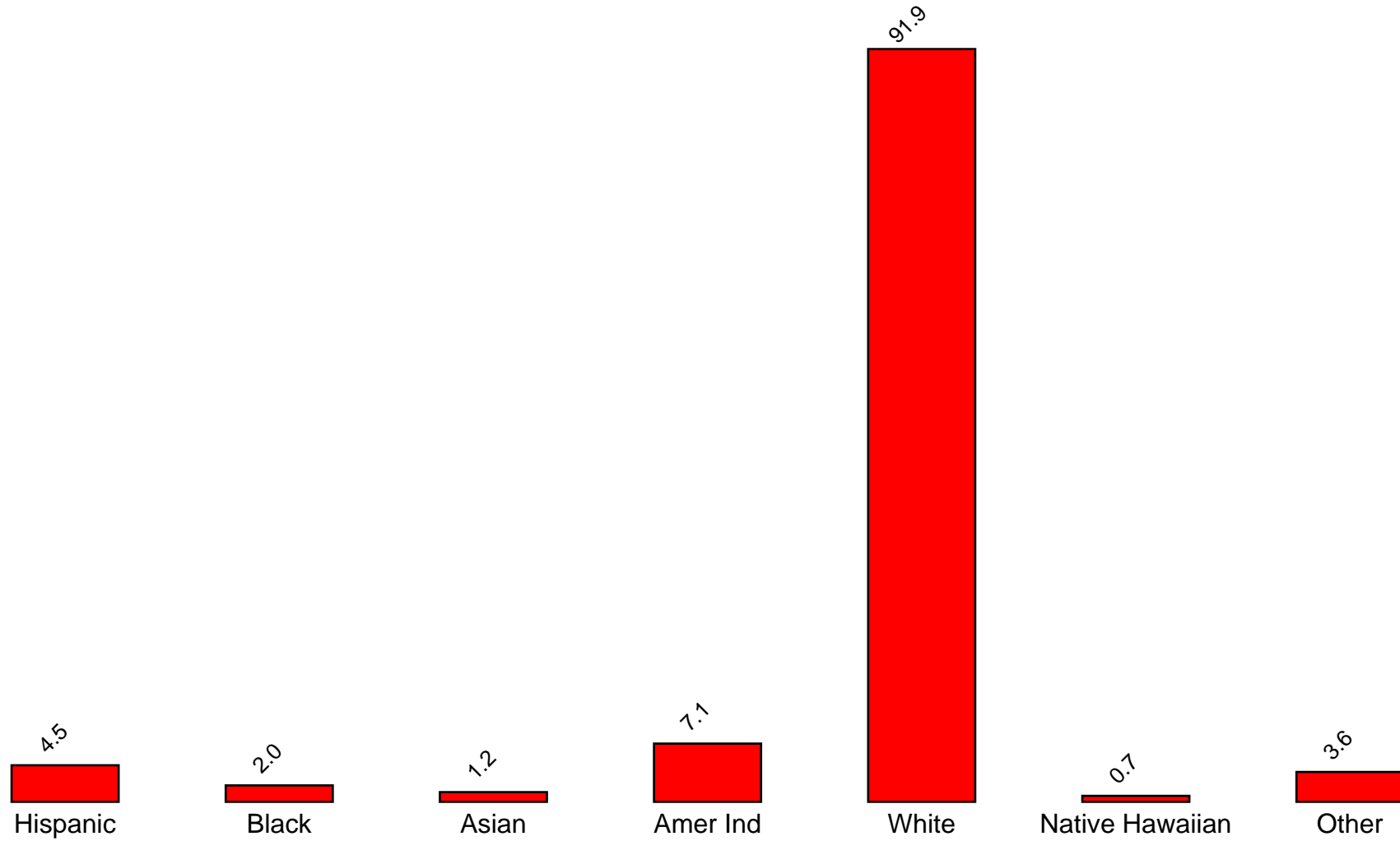


Figure 4: Ethnic Origin Chart

2 PERCENTAGE TABLES

The following tables contain frequency distribution detailing how your students responded to each question on the survey. The tables appear in the same order as the questions on the survey. The tables include breakdowns by grade level as well as overall percentages. The *N of Valid* row is a frequency count of the number of valid responses to each question for each grade and overall. The *N of Miss* row is a frequency count of the number of invalid(marked more than one response) or missing (i.e. did not respond) responses to each question for each grade and overall.

For the questions that allowed more than one response (i.e. race, live with, etc.) each response becomes a separate table. If a student did not mark the response, that was counted as a NO response, and if they did mark the response, that was counted as a YES response. Since a non response is a valid response for these questions, the *N of Miss* will always be zero for these questions.

Table 1: Sex

Response	6	8	10	12	Total	
Male	48.2	50.5	48.2	41.2	47.4	
Female	51.8	49.5	51.8	58.8	52.6	
N of Valid	311	329	226	228	1094	
N of Miss	3	0	0	0	3	

Table 2: Age

Response	6	8	10	12	Total	
10 or younger	0.0	0.0	0.0	0.0	0.0	
11	59.8	0.0	0.0	0.0	16.9	
12	36.9	0.9	0.0	0.0	10.7	
13	3.3	61.5	0.0	0.0	19.4	
14	0.0	35.8	0.0	0.0	10.8	
15	0.0	1.8	64.0	0.0	13.8	
16	0.0	0.0	32.9	0.0	6.8	
17	0.0	0.0	3.1	67.1	14.7	
18	0.0	0.0	0.0	30.3	6.4	
19 or older	0.0	0.0	0.0	2.6	0.6	
N of Valid	306	327	225	228	1086	
N of Miss	8	2	1	0	11	

Table 3: Are you Hispanic or Latino?

Response	6	8	10	12	Total	
No	95.8	96.6	92.9	96.4	95.5	
Yes	4.2	3.4	7.1	3.6	4.5	
N of Valid	284	320	225	224	1053	
N of Miss	30	9	1	4	44	

Table 4: What is your race? Black or African American



Response	6	8	10	12	Total	
No	97.5	97.6	98.2	99.1	98.0	
Yes	2.5	2.4	1.8	0.9	2.0	
N of Valid	314	329	226	228	1097	
N of Miss	0	0	0	0	0	

Table 5: What is your race? Asian



Response	6	8	10	12	Total	
No	99.0	99.1	99.1	97.8	98.8	
Yes	1.0	0.9	0.9	2.2	1.2	
N of Valid	314	329	226	228	1097	
N of Miss	0	0	0	0	0	

Table 6: What is your race? American Indian



Response	6	8	10	12	Total	
No	89.8	91.8	96.0	95.6	92.9	
Yes	10.2	8.2	4.0	4.4	7.1	
N of Valid	314	329	226	228	1097	
N of Miss	0	0	0	0	0	

Table 7: What is your race? Alaska Native


Response	6	8	10	12	Total	
No	100.0	100.0	100.0	100.0	100.0	
Yes	0.0	0.0	0.0	0.0	0.0	
N of Valid	314	329	226	228	1097	
N of Miss	0	0	0	0	0	

Table 8: What is your race? White



Response	6	8	10	12	Total	
No	13.4	5.2	8.8	4.4	8.1	
Yes	86.6	94.8	91.2	95.6	91.9	
N of Valid	314	329	226	228	1097	
N of Miss	0	0	0	0	0	

Table 9: What is your race? Native Hawaiian or Other Pacific Islander



Response	6	8	10	12	Total	
No	99.0	99.1	99.6	99.6	99.3	
Yes	1.0	0.9	0.4	0.4	0.7	
N of Valid	314	329	226	228	1097	
N of Miss	0	0	0	0	0	

Table 10: What is your race? Other



Response	6	8	10	12	Total	
No	94.6	96.4	96.9	98.2	96.4	
Yes	5.4	3.6	3.1	1.8	3.6	
N of Valid	314	329	226	228	1097	
N of Miss	0	0	0	0	0	

Table 11: What is the highest level of schooling completed by your mother or father?

Response	6	8	10	12	Total	
Completed grade school or less	2.7	3.1	0.9	0.9	2.1	
Some high school	2.7	4.6	9.0	12.1	6.6	
Completed high school	12.9	15.4	17.0	18.8	15.8	
Some college	10.5	13.8	20.6	21.4	15.9	
Completed college	23.1	28.0	26.9	26.8	26.2	
Graduate or professional school after college	11.2	10.5	12.1	11.6	11.3	
Don't know	35.0	23.1	13.0	7.6	21.0	
Does not apply	1.7	1.5	0.4	0.9	1.2	
N of Valid	294	325	223	224	1066	
N of Miss	20	4	3	4	31	

Table 12: Think of where you live most of the time. Which of the following people live there with you? Mother

Response	6	8	10	12	Total	
No	14.6	13.1	13.7	21.1	15.3	
Yes	85.4	86.9	86.3	78.9	84.7	
N of Valid	314	329	226	228	1097	
N of Miss	0	0	0	0	0	

Table 13: Think of where you live most of the time. Which of the following people live there with you? Stepmother

Response	6	8	10	12	Total	
No	93.6	92.7	93.4	92.1	93.0	
Yes	6.4	7.3	6.6	7.9	7.0	
N of Valid	314	329	226	228	1097	
N of Miss	0	0	0	0	0	

Table 14: Think of where you live most of the time. Which of the following people live there with you? Foster Mother



Response	6	8	10	12	Total	
No	99.0	99.7	99.6	100.0	99.5	
Yes	1.0	0.3	0.4	0.0	0.5	
N of Valid	314	329	226	228	1097	
N of Miss	0	0	0	0	0	

Table 15: Think of where you live most of the time. Which of the following people live there with you? Grandmother



Response	6	8	10	12	Total	
No	88.5	91.5	90.3	88.6	89.8	
Yes	11.5	8.5	9.7	11.4	10.2	
N of Valid	314	329	226	228	1097	
N of Miss	0	0	0	0	0	

Table 16: Think of where you live most of the time. Which of the following people live there with you? Aunt



Response	6	8	10	12	Total	
No	96.2	97.6	94.7	97.8	96.6	
Yes	3.8	2.4	5.3	2.2	3.4	
N of Valid	314	329	226	228	1097	
N of Miss	0	0	0	0	0	

Table 17: Think of where you live most of the time. Which of the following people live there with you? Father



Response	6	8	10	12	Total	
No	36.9	37.1	36.7	36.4	36.8	
Yes	63.1	62.9	63.3	63.6	63.2	
N of Valid	314	329	226	228	1097	
N of Miss	0	0	0	0	0	

Table 18: Think of where you live most of the time. Which of the following people live there with you? Stepfather



Response	6	8	10	12	Total	
No	85.0	82.1	85.8	90.4	85.4	
Yes	15.0	17.9	14.2	9.6	14.6	
N of Valid	314	329	226	228	1097	
N of Miss	0	0	0	0	0	

Table 19: Think of where you live most of the time. Which of the following people live there with you? Foster Father



Response	6	8	10	12	Total	
No	99.4	99.7	100.0	100.0	99.7	
Yes	0.6	0.3	0.0	0.0	0.3	
N of Valid	314	329	226	228	1097	
N of Miss	0	0	0	0	0	

Table 20: Think of where you live most of the time. Which of the following people live there with you? Grandfather



Response	6	8	10	12	Total	
No	93.6	93.0	92.0	94.3	93.3	
Yes	6.4	7.0	8.0	5.7	6.7	
N of Valid	314	329	226	228	1097	
N of Miss	0	0	0	0	0	

Table 21: Think of where you live most of the time. Which of the following people live there with you? Uncle



Response	6	8	10	12	Total	
No	95.9	96.4	96.9	96.5	96.4	
Yes	4.1	3.6	3.1	3.5	3.6	
N of Valid	314	329	226	228	1097	
N of Miss	0	0	0	0	0	

Table 22: Think of where you live most of the time. Which of the following people live there with you? Other Adults



Response	6	8	10	12	Total	
No	97.5	98.2	96.0	97.8	97.4	
Yes	2.5	1.8	4.0	2.2	2.6	
N of Valid	314	329	226	228	1097	
N of Miss	0	0	0	0	0	

Table 23: Think of where you live most of the time. Which of the following people live there with you? Brother(s)



Response	6	8	10	12	Total	
No	52.2	53.8	66.4	64.0	58.1	
Yes	47.8	46.2	33.6	36.0	41.9	
N of Valid	314	329	226	228	1097	
N of Miss	0	0	0	0	0	

Table 24: Think of where you live most of the time. Which of the following people live there with you? Stepbrother(s)



Response	6	8	10	12	Total	
No	93.3	93.0	97.3	96.9	94.8	
Yes	6.7	7.0	2.7	3.1	5.2	
N of Valid	314	329	226	228	1097	
N of Miss	0	0	0	0	0	

Table 25: Think of where you live most of the time. Which of the following people live there with you? Sister(s)



Response	6	8	10	12	Total	
No	51.6	60.8	66.8	62.7	59.8	
Yes	48.4	39.2	33.2	37.3	40.2	
N of Valid	314	329	226	228	1097	
N of Miss	0	0	0	0	0	

Table 26: Think of where you live most of the time. Which of the following people live there with you? Stepsister(s)

Response	6	8	10	12	Total	
No	94.3	94.2	96.0	95.6	94.9	
Yes	5.7	5.8	4.0	4.4	5.1	
N of Valid	314	329	226	228	1097	
N of Miss	0	0	0	0	0	

Table 27: Think of where you live most of the time. Which of the following people live there with you? Other Children

Response	6	8	10	12	Total	
No	96.5	97.3	96.0	92.5	95.8	
Yes	3.5	2.7	4.0	7.5	4.2	
N of Valid	314	329	226	228	1097	
N of Miss	0	0	0	0	0	

Table 28: In my school, students have lots of chances to help decide things like class activities and rules.

Response	6	8	10	12	Total	
NO!	21.4	13.0	14.3	21.6	17.5	
no	42.2	36.1	36.6	38.8	38.5	
yes	29.9	43.8	43.3	32.6	37.4	
YES!	6.5	7.1	5.8	7.0	6.6	
N of Valid	308	324	224	227	1083	
N of Miss	6	5	2	1	14	

Table 29: Teachers ask me to work on special classroom projects.

Response	6	8	10	12	Total	
NO!	10.2	9.6	5.8	7.1	8.4	
no	34.9	44.6	47.8	33.6	40.2	
yes	43.1	39.0	40.6	49.1	42.6	
YES!	11.8	6.8	5.8	10.2	8.7	
N of Valid	304	323	224	226	1077	
N of Miss	10	6	2	2	20	

Table 30: My teacher(s) notices when I am doing a good job and lets me know about it.

Response	6	8	10	12	Total
NO!	3.5	6.5	5.4	5.7	5.3
no	12.2	19.2	28.6	21.1	19.5
yes	55.0	51.7	50.0	59.0	53.8
YES!	29.3	22.6	16.1	14.1	21.4
N of Valid	311	323	224	227	1085
N of Miss	3	6	2	1	12

Table 31: There are lots of chances for students in my school to get involved in sports, clubs, and other school activities outside of class.

Response	6	8	10	12	Total
NO!	4.6	1.5	1.3	0.9	2.2
no	11.4	4.3	5.4	5.7	6.8
yes	40.8	32.4	38.8	42.3	38.2
YES!	43.1	61.7	54.5	51.1	52.7
N of Valid	306	324	224	227	1081
N of Miss	8	5	2	1	16

Table 32: There are lots of chances for students in my school to talk with a teacher one-on-one.

Response	6	8	10	12	Total
NO!	2.6	5.0	3.6	4.8	4.0
no	12.4	20.2	19.3	16.3	17.0
yes	52.1	45.0	58.3	55.1	51.9
YES!	32.9	29.8	18.8	23.8	27.2
N of Valid	307	322	223	227	1079
N of Miss	7	7	3	1	18

Table 33: I feel safe at my school.

Response	6	8	10	12	Total
NO!	3.2	4.7	5.0	4.9	4.4
no	6.1	10.9	11.7	9.3	9.4
yes	37.1	46.6	56.3	59.1	48.5
YES!	53.5	37.9	27.0	26.7	37.8
N of Valid	310	322	222	225	1079
N of Miss	4	7	4	3	18

Table 34: The school lets my parents know when I have done something well.

Response	6	8	10	12	Total
NO!	6.2	16.7	17.0	20.7	14.7
no	28.9	40.9	48.9	48.0	40.6
yes	44.9	30.7	27.4	27.8	33.4
YES!	20.0	11.8	6.7	3.5	11.3
N of Valid	305	323	223	227	1078
N of Miss	9	6	3	1	19

Table 35: My teachers praise me when I work hard in school.

Response	6	8	10	12	Total
NO!	13.6	13.4	11.6	12.8	13.0
no	27.9	38.1	43.3	37.4	36.2
yes	43.5	38.1	38.4	44.1	41.0
YES!	15.0	10.3	6.7	5.7	9.9
N of Valid	301	320	224	227	1072
N of Miss	13	9	2	1	25

Table 36: Are your school grades better than the grades of most students in your class?

Response	6	8	10	12	Total
NO!	6.3	7.8	7.6	4.9	6.7
no	29.5	25.9	33.0	21.2	27.4
yes	43.4	45.8	43.3	55.8	46.7
YES!	20.9	20.6	16.1	18.1	19.2
N of Valid	302	321	224	226	1073
N of Miss	12	8	2	2	24

Table 37: I have lots of chances to be part of class discussions or activities.

Response	6	8	10	12	Total
NO!	3.5	3.7	4.0	1.8	3.3
no	14.5	13.9	17.9	12.3	14.6
yes	52.3	53.7	62.5	63.4	57.1
YES!	29.7	28.7	15.6	22.5	25.0
N of Valid	310	324	224	227	1085
N of Miss	4	5	2	1	12

Table 38: Now thinking back over the past year in school, how often did you: enjoy being in school?

Response	6	8	10	12	Total
Never	4.9	7.0	10.7	11.1	8.0
Seldom	4.9	9.5	17.4	17.3	11.4
Sometimes	36.2	41.0	38.8	39.8	39.0
Often	27.8	30.6	25.0	22.6	27.0
Almost always	26.2	11.9	8.0	9.3	14.6
N of Valid	309	327	224	226	1086
N of Miss	5	2	2	2	11

Table 39: Now thinking back over the past year in school, how often did you: hate being in school?






Response	6	8	10	12	Total	
Never	20.1	6.7	4.0	3.5	9.3	
Seldom	32.1	29.8	26.8	21.2	28.0	
Sometimes	32.1	36.8	33.5	42.0	35.9	
Often	7.5	16.3	21.9	22.1	16.1	
Almost always	8.1	10.4	13.8	11.1	10.6	
N of Valid	308	326	224	226	1084	
N of Miss	6	3	2	2	13	

Table 40: Now thinking back over the past year in school, how often did you: try to do your best work in school?






Response	6	8	10	12	Total	
Never	0.7	0.6	0.4	0.4	0.6	
Seldom	1.0	1.2	1.3	3.5	1.7	
Sometimes	8.2	10.0	16.5	15.9	12.1	
Often	16.3	30.2	41.1	37.2	30.0	
Almost always	73.9	57.9	40.6	42.9	55.7	
N of Valid	306	321	224	226	1077	
N of Miss	8	8	2	2	20	

Table 41: How often do you feel that the school work you are assigned is meaningful and important?






Response	6	8	10	12	Total	
Never	4.5	6.5	8.9	9.7	7.1	
Seldom	8.8	17.8	22.3	20.4	16.7	
Sometimes	17.2	31.7	37.1	40.3	30.5	
Often	34.4	34.2	25.0	27.9	31.0	
Almost always	35.1	9.8	6.7	1.8	14.7	
N of Valid	308	325	224	226	1083	
N of Miss	6	4	2	2	14	

Table 42: Putting them all together, what were your grades like last year?

Response	6	8	10	12	Total
Mostly F's	1.3	0.0	0.5	0.0	0.5
Mostly D's	1.3	2.8	3.6	2.6	2.5
Mostly C's	9.5	14.8	25.2	18.5	16.2
Mostly B's	33.9	35.5	41.4	39.6	37.2
Mostly A's	53.9	46.9	29.3	39.2	43.6
N of Valid	304	318	222	227	1071
N of Miss	10	11	4	1	26

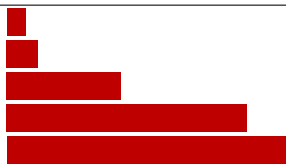


Table 43: How important do you think the things you are learning in school are going to be for your later life?

Response	6	8	10	12	Total
Very important	51.3	28.0	16.5	11.9	28.9
Quite important	28.9	28.4	25.0	24.8	27.1
Fairly important	14.9	25.0	34.8	37.2	26.7
Slightly important	3.9	15.9	17.9	23.0	14.4
Not at all important	1.0	2.7	5.8	3.1	2.9
N of Valid	308	328	224	226	1086
N of Miss	6	1	2	2	11

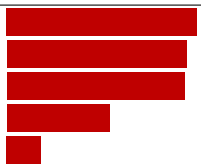


Table 44: How interesting are most of your courses to you?

Response	6	8	10	12	Total
Very interesting and stimulating	24.6	7.3	3.1	6.6	11.2
Quite interesting	33.4	24.8	22.8	23.5	26.5
Fairly interesting	30.2	37.6	48.2	48.2	39.9
Slightly dull	8.9	21.7	19.2	15.9	16.4
Very dull	3.0	8.6	6.7	5.8	6.0
N of Valid	305	327	224	226	1082
N of Miss	9	2	2	2	15

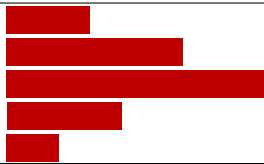


Table 45: During the LAST FOUR WEEKS how many whole days of school have you missed because you skipped or 'cut'?








Response	6	8	10	12	Total	
None	73.8	74.6	74.4	64.0	72.1	
1	12.9	13.5	13.0	16.4	13.8	
2	4.6	6.4	5.8	8.4	6.2	
3	4.3	2.8	2.2	6.2	3.8	
04/05/13	2.6	1.5	3.6	3.1	2.6	
06/10/13	1.7	0.6	0.9	0.9	1.0	
11 or more	0.0	0.6	0.0	0.9	0.4	
N of Valid	302	327	223	225	1077	
N of Miss	12	2	3	3	20	

Table 46: What are the chances you would be seen as cool if you: smoked cigarettes?






Response	6	8	10	12	Total	
No or very little chance	91.7	74.5	60.3	48.9	71.0	
Little chance	5.0	13.0	17.4	20.0	13.1	
Some chance	1.7	6.2	12.9	16.9	8.6	
Pretty good chance	0.7	5.3	5.4	10.7	5.1	
Very good chance	1.0	0.9	4.0	3.6	2.1	
N of Valid	302	322	224	225	1073	
N of Miss	12	7	2	3	24	

Table 47: What are the chances you would be seen as cool if you: worked hard at school?






Response	6	8	10	12	Total	
No or very little chance	5.0	9.3	13.0	15.9	10.3	
Little chance	9.0	16.1	23.3	19.0	16.2	
Some chance	12.6	25.1	23.8	35.4	23.5	
Pretty good chance	30.6	31.0	24.7	22.1	27.7	
Very good chance	42.9	18.6	15.2	7.5	22.4	
N of Valid	301	323	223	226	1073	
N of Miss	13	6	3	2	24	

Table 48: What are the chances you would be seen as cool if you: began drinking alcoholic beverages regularly, that is, at least once or twice a month?






Response	6	8	10	12	Total	
No or very little chance	87.1	65.7	44.4	37.6	61.4	
Little chance	8.3	14.6	17.5	14.2	13.3	
Some chance	2.3	9.7	20.2	21.2	12.2	
Pretty good chance	2.0	5.9	12.1	15.0	8.0	
Very good chance	0.3	4.0	5.8	11.9	5.0	
N of Valid	303	321	223	226	1073	
N of Miss	11	8	3	2	24	

Table 49: What are the chances you would be seen as cool if you: defended someone who was being verbally abused at school?






Response	6	8	10	12	Total	
No or very little chance	12.7	9.3	7.2	14.7	10.9	
Little chance	11.7	14.0	16.6	15.6	14.2	
Some chance	14.0	19.9	27.8	34.2	22.9	
Pretty good chance	20.7	32.0	30.9	24.4	27.0	
Very good chance	41.0	24.8	17.5	11.1	25.0	
N of Valid	300	322	223	225	1070	
N of Miss	14	7	3	3	27	

Table 50: What are the chances you would be seen as cool if you: smoked marijuana?






Response	6	8	10	12	Total	
No or very little chance	94.1	72.8	50.2	40.7	67.4	
Little chance	2.3	9.0	12.6	15.0	9.1	
Some chance	2.0	7.4	13.0	18.1	9.3	
Pretty good chance	1.0	5.6	13.0	12.8	7.3	
Very good chance	0.7	5.3	11.2	13.3	6.9	
N of Valid	305	323	223	226	1077	
N of Miss	9	6	3	2	20	

Table 51: What are the chances you would be seen as cool if you: carried a handgun?






Response	6	8	10	12	Total	
No or very little chance	84.3	74.8	70.9	76.1	77.0	
Little chance	7.9	12.1	13.5	9.3	10.6	
Some chance	2.3	5.6	6.7	7.1	5.2	
Pretty good chance	2.6	4.3	4.0	4.0	3.7	
Very good chance	3.0	3.1	4.9	3.5	3.5	
N of Valid	305	322	223	226	1076	
N of Miss	9	7	3	2	21	

Table 52: Think of your four best friends (the friends you feel closest to). In the past year (12 months), how many of your best friends have: participated in clubs, organizations or activities at school?






Response	6	8	10	12	Total	
0	9.8	9.0	6.8	10.1	9.0	
1	13.1	7.5	9.0	8.8	9.7	
2	13.8	14.0	20.3	14.1	15.3	
3	18.7	16.2	20.7	10.6	16.7	
4	44.6	53.3	43.2	56.4	49.4	
N of Valid	305	321	222	227	1075	
N of Miss	9	8	4	1	22	

Table 53: Think of your four best friends (the friends you feel closest to). In the past year (12 months), how many of your best friends have: smoked cigarettes?






Response	6	8	10	12	Total	
0	90.6	72.5	53.6	35.8	66.2	
1	8.4	12.3	20.9	25.2	15.6	
2	0.6	7.4	9.5	15.0	7.5	
3	0.3	3.7	6.4	8.4	4.3	
4	0.0	4.0	9.5	15.5	6.4	
N of Valid	310	324	220	226	1080	
N of Miss	4	5	6	2	17	

Table 54: Think of your four best friends (the friends you feel closest to). In the past year (12 months), how many of your best friends have: tried beer, wine or hard liquor (for example, vodka, whiskey, or gin) when their parents didn't know about it?






Response	6	8	10	12	Total	
0	87.2	61.0	39.8	28.6	57.2	
1	10.5	14.6	18.1	16.3	14.5	
2	2.0	9.3	13.6	15.9	9.5	
3	0.3	6.2	6.8	13.7	6.2	
4	0.0	9.0	21.7	25.6	12.5	
N of Valid	305	323	221	227	1076	
N of Miss	9	6	5	1	21	

Table 55: Think of your four best friends (the friends you feel closest to). In the past year (12 months), how many of your best friends have: made a commitment to stay drug-free?






Response	6	8	10	12	Total	
0	9.0	21.7	32.0	33.2	22.7	
1	5.0	10.2	17.6	19.7	12.3	
2	6.7	3.4	12.2	14.3	8.4	
3	10.7	11.5	10.8	9.4	10.7	
4	68.6	53.3	27.5	23.3	45.9	
N of Valid	299	323	222	223	1067	
N of Miss	15	6	4	5	30	

Table 56: Think of your four best friends (the friends you feel closest to). In the past year (12 months), how many of your best friends have: used marijuana?






Response	6	8	10	12	Total	
0	97.1	83.5	58.4	45.4	74.2	
1	2.6	8.1	13.6	16.7	9.5	
2	0.3	3.7	13.1	13.2	6.7	
3	0.0	2.2	6.3	6.6	3.3	
4	0.0	2.5	8.6	18.1	6.3	
N of Valid	308	322	221	227	1078	
N of Miss	6	7	5	1	19	

Table 57: Think of your four best friends (the friends you feel closest to). In the past year (12 months), how many of your best friends have: used prescription drugs or non-prescription drugs for the purposes of getting high?






Response	6	8	10	12	Total	
0	96.7	91.4	76.7	65.9	84.6	
1	2.3	4.6	11.9	13.7	7.3	
2	0.7	1.5	5.0	9.7	3.7	
3	0.3	0.9	3.2	4.9	2.0	
4	0.0	1.5	3.2	5.8	2.3	
N of Valid	307	324	219	226	1076	
N of Miss	7	5	7	2	21	

Table 58: Think of your four best friends (the friends you feel closest to). In the past year (12 months), how many of your best friends have: used synthetic marijuana (K2, spice) or bath salts?






Response	6	8	10	12	Total	
0	98.4	93.8	81.4	70.9	87.8	
1	1.3	3.1	8.2	11.0	5.3	
2	0.3	0.6	4.5	8.8	3.1	
3	0.0	0.6	2.3	3.1	1.3	
4	0.0	1.9	3.6	6.2	2.6	
N of Valid	309	324	220	227	1080	
N of Miss	5	5	6	1	17	

Table 59: Think of your four best friends (the friends you feel closest to). In the past year (12 months), how many of your best friends have: used LSD, cocaine, amphetamines, or other illegal drugs?






Response	6	8	10	12	Total	
0	97.4	95.0	89.0	88.5	93.1	
1	1.6	2.8	5.0	4.4	3.3	
2	0.0	0.6	2.7	4.4	1.7	
3	0.6	0.9	0.9	1.3	0.9	
4	0.3	0.6	2.3	1.3	1.0	
N of Valid	308	323	219	226	1076	
N of Miss	6	6	7	2	21	

Table 60: Think of your four best friends (the friends you feel closest to). In the past year (12 months), how many of your best friends have: tried to do well in school?






Response	6	8	10	12	Total	
0	1.0	3.1	2.3	4.4	2.6	
1	4.0	5.2	6.4	7.0	5.5	
2	6.6	12.0	16.4	12.8	11.6	
3	14.6	18.2	25.0	23.3	19.7	
4	73.8	61.4	50.0	52.4	60.6	
N of Valid	301	324	220	227	1072	
N of Miss	13	5	6	1	25	

Table 61: Think of your four best friends (the friends you feel closest to). In the past year (12 months), how many of your best friends have: been suspended from school?






Response	6	8	10	12	Total	
0	79.0	63.6	64.7	79.1	71.5	
1	17.4	19.1	22.9	9.3	17.3	
2	1.6	9.7	8.7	7.1	6.7	
3	0.7	3.8	2.8	2.7	2.4	
4	1.3	3.8	0.9	1.8	2.1	
N of Valid	305	319	218	225	1067	
N of Miss	9	10	8	3	30	

Table 62: Think of your four best friends (the friends you feel closest to). In the past year (12 months), how many of your best friends have: liked school?






Response	6	8	10	12	Total	
0	11.6	22.2	34.1	29.8	23.2	
1	8.6	17.3	17.7	16.4	14.8	
2	20.2	22.5	22.3	25.8	22.5	
3	24.5	18.2	17.7	12.9	18.8	
4	35.1	19.8	8.2	15.1	20.7	
N of Valid	302	324	220	225	1071	
N of Miss	12	5	6	3	26	

Table 63: Think of your four best friends (the friends you feel closest to). In the past year (12 months), how many of your best friends have: carried a handgun?






Response	6	8	10	12	Total	
0	95.4	95.7	93.6	94.3	94.9	
1	2.0	2.5	4.1	3.1	2.8	
2	1.3	0.9	1.4	0.9	1.1	
3	0.3	0.3	0.9	1.8	0.7	
4	1.0	0.6	0.0	0.0	0.5	
N of Valid	307	323	219	227	1076	
N of Miss	7	6	7	1	21	

Table 64: Think of your four best friends (the friends you feel closest to). In the past year (12 months), how many of your best friends have: sold illegal drugs?






Response	6	8	10	12	Total	
0	99.4	95.7	88.0	80.2	91.9	
1	0.3	1.9	6.9	10.1	4.2	
2	0.3	1.9	2.8	6.2	2.5	
3	0.0	0.0	0.9	1.3	0.5	
4	0.0	0.6	1.4	2.2	0.9	
N of Valid	309	324	217	227	1077	
N of Miss	5	5	9	1	20	

Table 65: Think of your four best friends (the friends you feel closest to). In the past year (12 months), how many of your best friends have: regularly attended religious services?






Response	6	8	10	12	Total	
0	19.6	11.2	14.7	21.7	16.5	
1	8.8	11.2	19.3	16.8	13.4	
2	14.5	21.4	20.6	27.9	20.7	
3	19.9	18.0	20.6	19.5	19.4	
4	37.2	38.2	24.8	14.2	30.0	
N of Valid	296	322	218	226	1062	
N of Miss	18	7	8	2	35	

Table 66: Think of your four best friends (the friends you feel closest to). In the past year (12 months), how many of your best friends have: stolen or tried to steal a motor vehicle such as a car or motorcycle?

Response	6	8	10	12	Total	
0	98.4	98.2	95.9	96.0	97.3	
1	1.6	0.9	2.7	3.1	1.9	
2	0.0	0.3	0.5	0.9	0.4	
3	0.0	0.0	0.5	0.0	0.1	
4	0.0	0.6	0.5	0.0	0.3	
N of Valid	308	325	219	227	1079	
N of Miss	6	4	7	1	18	

Table 67: Think of your four best friends (the friends you feel closest to). In the past year (12 months), how many of your best friends have: been arrested?

Response	6	8	10	12	Total	
0	96.4	92.6	83.1	81.9	89.5	
1	2.9	5.2	11.4	11.5	7.1	
2	0.3	1.2	3.2	4.4	2.0	
3	0.0	0.3	0.9	0.4	0.4	
4	0.3	0.6	1.4	1.8	0.9	
N of Valid	308	326	219	227	1080	
N of Miss	6	3	7	1	17	

Table 68: Think of your four best friends (the friends you feel closest to). In the past year (12 months), how many of your best friends have: dropped out of school?

Response	6	8	10	12	Total	
0	94.2	96.0	92.2	87.2	92.9	
1	5.2	3.1	5.5	8.8	5.4	
2	0.0	0.9	0.0	2.2	0.7	
3	0.6	0.0	0.0	0.9	0.4	
4	0.0	0.0	2.3	0.9	0.6	
N of Valid	308	325	219	227	1079	
N of Miss	6	4	7	1	18	

Table 69: Think of your four best friends (the friends you feel closest to). In the past year (12 months), how many of your best friends have: been members of a gang?






Response	6	8	10	12	Total	
0	95.5	95.4	90.0	93.8	94.0	
1	2.6	2.8	5.0	3.1	3.2	
2	0.3	0.9	1.8	0.9	0.9	
3	1.0	0.3	0.5	0.0	0.5	
4	0.6	0.6	2.7	2.2	1.4	
N of Valid	308	324	219	227	1078	
N of Miss	6	5	7	1	19	

Table 70: How old were you when you first: smoked marijuana?










Response	6	8	10	12	Total	
Never	99.3	92.2	81.4	61.3	85.6	
10 or younger	0.3	1.6	2.7	0.9	1.3	
11	0.3	1.6	0.9	2.3	1.2	
12	0.0	1.2	1.8	1.8	1.1	
13	0.0	3.1	5.0	3.2	2.6	
14	0.0	0.3	3.6	5.9	2.1	
15	0.0	0.0	4.1	9.5	2.8	
16	0.0	0.0	0.5	11.3	2.4	
17 or older	0.0	0.0	0.0	4.1	0.8	
N of Valid	307	320	220	222	1069	
N of Miss	7	9	6	6	28	

Table 71: How old were you when you first: smoked a cigarette, even just a puff?


Response	6	8	10	12	Total	
Never	91.5	74.5	64.3	51.1	72.3	
10 or younger	6.8	9.7	11.8	7.0	8.7	
11	1.3	5.0	3.2	4.4	3.4	
12	0.0	5.6	4.5	4.0	3.4	
13	0.0	4.7	6.8	5.7	4.0	
14	0.0	0.6	5.9	5.3	2.5	
15	0.0	0.0	2.7	9.3	2.5	
16	0.0	0.0	0.9	9.3	2.1	
17 or older	0.3	0.0	0.0	4.0	0.9	
N of Valid	307	321	221	227	1076	
N of Miss	7	8	5	1	21	

Table 72: How old were you when you first: had more than a sip or two of beer, wine or hard liquor (for example, vodka, whiskey, or gin)?

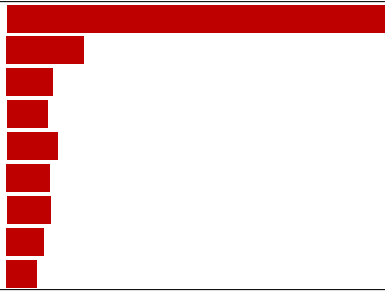
Response	6	8	10	12	Total	
Never	81.2	67.0	44.8	36.0	60.0	
10 or younger	12.0	11.4	10.0	6.1	10.2	
11	5.5	5.6	5.4	3.1	5.0	
12	1.0	7.1	3.6	4.4	4.1	
13	0.0	6.8	10.9	7.0	5.7	
14	0.0	2.2	10.9	7.9	4.5	
15	0.0	0.0	12.2	10.1	4.6	
16	0.0	0.0	2.3	14.5	3.5	
17 or older	0.3	0.0	0.0	11.0	2.4	
N of Valid	309	324	221	228	1082	
N of Miss	5	5	5	0	15	

Table 73: How old were you when you first: began drinking alcoholic beverages regularly, that is, at least once or twice a month?


Response	6	8	10	12	Total	
Never	99.0	95.1	81.4	65.5	87.2	
10 or younger	0.3	0.6	0.9	0.4	0.6	
11	0.3	0.6	0.9	0.0	0.5	
12	0.3	1.5	0.5	1.3	0.9	
13	0.0	2.2	3.6	0.9	1.6	
14	0.0	0.0	5.0	4.9	2.0	
15	0.0	0.0	7.2	8.4	3.2	
16	0.0	0.0	0.5	9.3	2.0	
17 or older	0.0	0.0	0.0	9.3	1.9	
N of Valid	309	325	221	226	1081	
N of Miss	5	4	5	2	16	

Table 74: How old were you when you first: used Daztrex?


Response	6	8	10	12	Total	
Never	100.0	100.0	100.0	100.0	100.0	
10 or younger	0.0	0.0	0.0	0.0	0.0	
11	0.0	0.0	0.0	0.0	0.0	
12	0.0	0.0	0.0	0.0	0.0	
13	0.0	0.0	0.0	0.0	0.0	
14	0.0	0.0	0.0	0.0	0.0	
15	0.0	0.0	0.0	0.0	0.0	
16	0.0	0.0	0.0	0.0	0.0	
17 or older	0.0	0.0	0.0	0.0	0.0	
N of Valid	302	320	221	226	1069	
N of Miss	12	9	5	2	28	

Table 75: How old were you when you first: got suspended from school?










Response	6	8	10	12	Total	
Never	93.5	85.5	81.4	77.5	85.3	
10 or younger	5.5	4.0	4.1	5.3	4.7	
11	1.0	2.5	0.5	0.9	1.3	
12	0.0	3.7	4.1	4.0	2.8	
13	0.0	2.8	3.6	3.5	2.3	
14	0.0	1.5	5.0	3.1	2.1	
15	0.0	0.0	0.9	2.2	0.6	
16	0.0	0.0	0.5	2.6	0.6	
17 or older	0.0	0.0	0.0	0.9	0.2	
N of Valid	310	325	221	227	1083	
N of Miss	4	4	5	1	14	

Table 76: How old were you when you first: got arrested?










Response	6	8	10	12	Total	
Never	99.7	98.1	93.2	90.7	96.0	
10 or younger	0.3	0.6	1.4	0.0	0.6	
11	0.0	0.0	0.0	0.4	0.1	
12	0.0	0.6	0.9	0.0	0.4	
13	0.0	0.6	1.4	2.7	1.0	
14	0.0	0.0	1.4	0.4	0.4	
15	0.0	0.0	1.4	1.3	0.6	
16	0.0	0.0	0.5	2.7	0.6	
17 or older	0.0	0.0	0.0	1.8	0.4	
N of Valid	310	323	221	225	1079	
N of Miss	4	6	5	3	18	

Table 77: How old were you when you first: carried a handgun?










Response	6	8	10	12	Total	
Never	95.8	95.3	97.3	96.0	96.0	
10 or younger	2.6	0.9	0.9	0.9	1.4	
11	1.0	0.3	0.5	0.9	0.6	
12	0.6	1.2	0.9	0.0	0.7	
13	0.0	1.9	0.5	0.0	0.6	
14	0.0	0.3	0.0	0.4	0.2	
15	0.0	0.0	0.0	0.9	0.2	
16	0.0	0.0	0.0	0.4	0.1	
17 or older	0.0	0.0	0.0	0.4	0.1	
N of Valid	309	321	221	226	1077	
N of Miss	5	8	5	2	20	

Table 78: How old were you when you first: attacked someone with the idea of seriously hurting them?










Response	6	8	10	12	Total	
Never	93.9	91.0	84.2	85.8	89.4	
10 or younger	5.2	1.9	3.6	1.8	3.1	
11	0.6	1.5	0.0	0.9	0.8	
12	0.3	2.5	3.2	2.2	1.9	
13	0.0	2.8	4.5	3.1	2.4	
14	0.0	0.3	3.2	1.3	1.0	
15	0.0	0.0	1.4	0.4	0.4	
16	0.0	0.0	0.0	2.7	0.6	
17 or older	0.0	0.0	0.0	1.8	0.4	
N of Valid	309	324	221	226	1080	
N of Miss	5	5	5	2	17	

Table 79: How old were you when you first: belonged to a gang?










Response	6	8	10	12	Total	
Never	98.4	97.5	95.5	96.9	97.2	
10 or younger	1.0	0.6	0.5	1.3	0.8	
11	0.3	0.0	1.4	0.0	0.4	
12	0.3	0.6	0.0	0.4	0.4	
13	0.0	0.9	0.9	0.0	0.5	
14	0.0	0.3	0.5	0.0	0.2	
15	0.0	0.0	0.9	0.4	0.3	
16	0.0	0.0	0.5	0.4	0.2	
17 or older	0.0	0.0	0.0	0.4	0.1	
N of Valid	310	324	221	226	1081	
N of Miss	4	5	5	2	16	

Table 80: How wrong do you think it is for someone your age to: take a handgun to school?





Response	6	8	10	12	Total	
Very wrong	92.3	90.2	83.0	90.1	89.3	
Wrong	5.8	8.6	13.5	6.8	8.4	
A little bit wrong	1.9	0.9	2.2	2.3	1.8	
Not wrong at all	0.0	0.3	1.3	0.9	0.6	
N of Valid	310	325	223	222	1080	
N of Miss	4	4	3	6	17	

Table 81: How wrong do you think it is for someone your age to: steal anything worth more than \$5?





Response	6	8	10	12	Total	
Very wrong	75.4	58.3	57.0	67.6	64.8	
Wrong	20.1	34.3	27.4	22.5	26.3	
A little bit wrong	3.6	6.8	12.1	9.0	7.4	
Not wrong at all	1.0	0.6	3.6	0.9	1.4	
N of Valid	309	324	223	222	1078	
N of Miss	5	5	3	6	19	

Table 82: How wrong do you think it is for someone your age to: pick a fight with someone?





Response	6	8	10	12	Total	
Very wrong	59.7	34.8	31.1	35.4	41.2	
Wrong	29.0	34.2	32.9	35.4	32.7	
A little bit wrong	9.9	25.8	26.6	25.1	21.3	
Not wrong at all	1.3	5.3	9.5	4.0	4.8	
N of Valid	303	322	222	223	1070	
N of Miss	11	7	4	5	27	

Table 83: How wrong do you think it is for someone your age to: attack someone with the idea of seriously hurting them?





Response	6	8	10	12	Total	
Very wrong	88.3	71.8	59.5	64.9	72.6	
Wrong	8.8	20.1	21.6	22.5	17.7	
A little bit wrong	2.6	5.3	13.5	10.4	7.3	
Not wrong at all	0.3	2.8	5.4	2.3	2.5	
N of Valid	308	323	222	222	1075	
N of Miss	6	6	4	6	22	

Table 84: How wrong do you think it is for someone your age to: stay away from school all day when their parents think they are at school?





Response	6	8	10	12	Total	
Very wrong	85.3	62.5	43.7	36.8	59.8	
Wrong	12.7	24.9	33.8	33.6	25.1	
A little bit wrong	1.6	9.8	17.1	24.7	12.1	
Not wrong at all	0.3	2.8	5.4	4.9	3.1	
N of Valid	307	325	222	223	1077	
N of Miss	7	4	4	5	20	

Table 85: How wrong do you think it is for someone your age to: drink beer, wine or hard liquor (for example, vodka, whiskey, or gin) regularly?

Response	6	8	10	12	Total	
Very wrong	92.5	71.4	47.7	32.3	64.5	
Wrong	5.5	16.3	22.3	24.7	16.2	
A little bit wrong	1.6	9.2	19.1	26.9	12.7	
Not wrong at all	0.3	3.1	10.9	16.1	6.6	
N of Valid	308	325	220	223	1076	
N of Miss	6	4	6	5	21	

Table 86: How wrong do you think it is for someone your age to: smoke cigarettes?

Response	6	8	10	12	Total	
Very wrong	91.6	72.7	52.3	31.8	65.5	
Wrong	6.8	16.9	20.9	21.5	15.8	
A little bit wrong	1.3	6.1	15.9	26.5	10.9	
Not wrong at all	0.3	4.3	10.9	20.2	7.8	
N of Valid	309	326	220	223	1078	
N of Miss	5	3	6	5	19	

Table 87: How wrong do you think it is for someone your age to: smoke marijuana?

Response	6	8	10	12	Total	
Very wrong	98.4	81.9	62.0	46.8	75.3	
Wrong	1.3	8.3	13.6	17.1	9.2	
A little bit wrong	0.0	7.4	10.9	14.0	7.3	
Not wrong at all	0.3	2.5	13.6	22.1	8.2	
N of Valid	306	326	221	222	1075	
N of Miss	8	3	5	6	22	

Table 88: How wrong do you think it is for someone your age to: use prescription drugs or non-prescription drugs for the purpose of getting high?





Response	6	8	10	12	Total	
Very wrong	98.0	88.3	74.7	68.0	84.1	
Wrong	1.0	7.7	15.4	18.5	9.6	
A little bit wrong	0.7	3.1	6.3	9.9	4.5	
Not wrong at all	0.3	0.9	3.6	3.6	1.9	
N of Valid	307	326	221	222	1076	
N of Miss	7	3	5	6	21	

Table 89: How wrong do you think it is for someone your age to: use synthetic marijuana (K2, spice) or bath salts?





Response	6	8	10	12	Total	
Very wrong	98.0	89.6	73.8	73.0	85.3	
Wrong	1.3	5.8	14.5	14.9	8.2	
A little bit wrong	0.3	3.1	6.8	7.2	3.9	
Not wrong at all	0.3	1.5	5.0	5.0	2.6	
N of Valid	307	327	221	222	1077	
N of Miss	7	2	5	6	20	

Table 90: How wrong do you think it is for someone your age to: use LSD, cocaine, amphetamines or another illegal drug?





Response	6	8	10	12	Total	
Very wrong	99.3	92.6	85.1	86.1	91.6	
Wrong	0.3	4.6	10.4	10.3	5.8	
A little bit wrong	0.0	1.2	3.2	0.4	1.1	
Not wrong at all	0.3	1.5	1.4	3.1	1.5	
N of Valid	305	325	221	223	1074	
N of Miss	9	4	5	5	23	

Table 91: At school during the past 12 months, did you receive help from the resource teacher, speech therapist or other special education teacher?



Response	6	8	10	12	Total	
No	72.4	86.5	90.4	91.6	85.2	
Yes	27.6	13.5	9.6	8.4	14.8	
N of Valid	221	303	209	214	947	
N of Miss	93	26	17	14	150	

Table 92: How many times in the past year (12 months) have you: been suspended from school?





Response	6	8	10	12	Total	
Never	97.3	91.4	92.2	94.6	93.9	
1 to 2 times	2.7	8.0	5.5	4.1	5.2	
3 to 5 times	0.0	0.3	1.4	0.9	0.6	
6 to 9 times	0.0	0.3	0.9	0.5	0.4	
10 to 19 times	0.0	0.0	0.0	0.0	0.0	
20 to 29 times	0.0	0.0	0.0	0.0	0.0	
30 to 39 times	0.0	0.0	0.0	0.0	0.0	
40+ times	0.0	0.0	0.0	0.0	0.0	
N of Valid	299	327	219	221	1066	
N of Miss	15	2	7	7	31	

Table 93: How many times in the past year (12 months) have you: carried a handgun?








Response	6	8	10	12	Total	
Never	95.6	96.9	95.4	96.4	96.1	
1 to 2 times	1.7	1.2	2.7	1.4	1.7	
3 to 5 times	0.7	0.9	0.9	0.5	0.8	
6 to 9 times	0.3	0.3	0.0	0.5	0.3	
10 to 19 times	0.7	0.3	0.0	0.5	0.4	
20 to 29 times	0.7	0.0	0.5	0.5	0.4	
30 to 39 times	0.0	0.0	0.0	0.0	0.0	
40+ times	0.3	0.3	0.5	0.5	0.4	
N of Valid	294	327	219	221	1061	
N of Miss	20	2	7	7	36	

Table 94: How many times in the past year (12 months) have you: sold illegal drugs?








Response	6	8	10	12	Total	
Never	100.0	99.1	95.4	93.2	97.3	
1 to 2 times	0.0	0.6	2.3	0.5	0.8	
3 to 5 times	0.0	0.0	0.9	3.2	0.9	
6 to 9 times	0.0	0.0	0.9	1.4	0.5	
10 to 19 times	0.0	0.3	0.0	0.5	0.2	
20 to 29 times	0.0	0.0	0.0	0.9	0.2	
30 to 39 times	0.0	0.0	0.0	0.0	0.0	
40+ times	0.0	0.0	0.5	0.5	0.2	
N of Valid	282	322	216	220	1040	
N of Miss	32	7	10	8	57	

Table 95: How many times in the past year (12 months) have you: stolen or tried to steal a motor vehicle such as a car or motorcycle?





Response	6	8	10	12	Total	
Never	99.3	99.4	97.3	99.1	98.9	
1 to 2 times	0.3	0.0	1.4	0.5	0.5	
3 to 5 times	0.3	0.3	1.4	0.5	0.6	
6 to 9 times	0.0	0.0	0.0	0.0	0.0	
10 to 19 times	0.0	0.0	0.0	0.0	0.0	
20 to 29 times	0.0	0.0	0.0	0.0	0.0	
30 to 39 times	0.0	0.0	0.0	0.0	0.0	
40+ times	0.0	0.3	0.0	0.0	0.1	
N of Valid	288	325	219	221	1053	
N of Miss	26	4	7	7	44	

Table 96: How many times in the past year (12 months) have you: participated in clubs, organizations or activities at school?

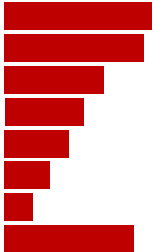
Response	6	8	10	12	Total	
Never	24.1	20.0	23.7	19.1	21.7	
1 to 2 times	25.9	21.2	18.3	14.1	20.4	
3 to 5 times	17.3	14.2	14.2	7.7	13.7	
6 to 9 times	11.2	9.5	9.1	11.8	10.4	
10 to 19 times	5.1	9.2	5.0	13.2	8.0	
20 to 29 times	3.4	5.5	5.9	5.0	4.9	
30 to 39 times	0.3	2.5	3.2	2.3	2.0	
40+ times	12.6	17.8	20.5	26.8	18.8	
N of Valid	294	325	219	220	1058	
N of Miss	20	4	7	8	39	

Table 97: How many times in the past year (12 months) have you: been arrested?


Response	6	8	10	12	Total	
Never	100.0	99.1	95.0	94.1	97.4	
1 to 2 times	0.0	0.6	3.2	5.5	2.0	
3 to 5 times	0.0	0.3	0.0	0.5	0.2	
6 to 9 times	0.0	0.0	1.4	0.0	0.3	
10 to 19 times	0.0	0.0	0.0	0.0	0.0	
20 to 29 times	0.0	0.0	0.0	0.0	0.0	
30 to 39 times	0.0	0.0	0.0	0.0	0.0	
40+ times	0.0	0.0	0.5	0.0	0.1	
N of Valid	284	324	219	220	1047	
N of Miss	30	5	7	8	50	

Table 98: How many times in the past year (12 months) have you: attacked someone with the idea of seriously hurting them?


Response	6	8	10	12	Total	
Never	93.1	91.7	90.4	92.3	91.9	
1 to 2 times	5.2	5.8	5.0	5.0	5.3	
3 to 5 times	0.3	0.6	2.3	2.7	1.3	
6 to 9 times	0.7	0.9	0.5	0.0	0.6	
10 to 19 times	0.3	0.9	0.5	0.0	0.5	
20 to 29 times	0.0	0.0	0.9	0.0	0.2	
30 to 39 times	0.0	0.0	0.0	0.0	0.0	
40+ times	0.3	0.0	0.5	0.0	0.2	
N of Valid	289	325	219	221	1054	
N of Miss	25	4	7	7	43	

Table 99: How many times in the past year (12 months) have you: been drunk or high at school?


Response	6	8	10	12	Total	
Never	100.0	97.5	88.1	85.1	93.6	
1 to 2 times	0.0	1.8	5.5	4.1	2.6	
3 to 5 times	0.0	0.3	2.3	3.2	1.2	
6 to 9 times	0.0	0.0	1.4	2.3	0.8	
10 to 19 times	0.0	0.0	0.5	1.8	0.5	
20 to 29 times	0.0	0.3	0.9	0.9	0.5	
30 to 39 times	0.0	0.0	0.0	0.0	0.0	
40+ times	0.0	0.0	1.4	2.7	0.9	
N of Valid	281	325	219	221	1046	
N of Miss	33	4	7	7	51	

Table 100: How many times in the past year (12 months) have you: taken a handgun to school?

Response	6	8	10	12	Total	
Never	100.0	99.7	99.5	100.0	99.8	
1 to 2 times	0.0	0.3	0.0	0.0	0.1	
3 to 5 times	0.0	0.0	0.0	0.0	0.0	
6 to 9 times	0.0	0.0	0.0	0.0	0.0	
10 to 19 times	0.0	0.0	0.0	0.0	0.0	
20 to 29 times	0.0	0.0	0.0	0.0	0.0	
30 to 39 times	0.0	0.0	0.0	0.0	0.0	
40+ times	0.0	0.0	0.5	0.0	0.1	
N of Valid	281	326	219	220	1046	
N of Miss	33	3	7	8	51	

Table 101: Are you currently on probation, or assigned a probation officer with Juvenile Court?

Response	6	8	10	12	Total	
No	100.0	99.0	98.1	99.1	99.0	
Yes	0.0	1.0	1.9	0.9	1.0	
N of Valid	214	301	210	212	937	
N of Miss	100	28	16	16	160	

Table 102: Have you ever belonged to a gang?

Response	6	8	10	12	Total	
No	96.5	95.7	94.6	93.7	95.3	
No, but would like to	1.3	0.9	0.5	1.8	1.1	
Yes, in the past	1.3	2.5	3.2	2.7	2.3	
Yes, belong now	1.0	0.6	1.8	1.8	1.2	
Yes, but would like to get out	0.0	0.3	0.0	0.0	0.1	
N of Valid	312	326	221	221	1080	
N of Miss	2	3	5	7	17	

Table 103: If you have ever belonged to a gang, did that gang have a name?

Response	6	8	10	12	Total	
No	7.4	10.2	6.0	15.1	9.6	
Yes	1.6	2.2	5.1	3.2	2.8	
I have never belonged to a gang	90.9	87.7	88.8	81.7	87.6	
N of Valid	309	325	215	219	1068	
N of Miss	5	4	11	9	29	

Table 104: You are at a party at someone's house, and one of your friends offers you a drink containing alcohol. What would you say or do?

Response	6	8	10	12	Total	
Drink it	3.2	18.5	36.1	41.8	22.5	
Tell your friend, 'No thanks, I don't drink' and suggest that you and your friend go and do something else	45.0	45.4	31.5	27.7	38.8	
Just say, 'No thanks' and walk away	32.7	24.4	26.0	23.6	27.0	
Make up a good excuse, tell your friend you had something else to do, and leave	19.1	11.7	6.4	6.8	11.8	
N of Valid	309	324	219	220	1072	
N of Miss	5	5	7	8	25	

Table 105: How often do you attend religious services or activities?

Response	6	8	10	12	Total	
Never	15.5	8.3	10.9	19.5	13.2	
Rarely	21.1	16.0	19.1	25.0	19.9	
1-2 Times a Month	9.5	13.5	15.9	10.9	12.3	
About Once a Week or More	53.9	62.3	54.1	44.5	54.6	
N of Valid	304	326	220	220	1070	
N of Miss	10	3	6	8	27	

Table 106: I think sometimes it's okay to cheat at school.





Response	6	8	10	12	Total	
NO!	76.3	37.8	24.1	19.1	42.2	
no	20.8	42.8	39.5	40.9	35.4	
yes	2.3	16.9	31.4	35.0	19.4	
YES!	0.6	2.5	5.0	5.0	3.0	
N of Valid	308	325	220	220	1073	
N of Miss	6	4	6	8	24	

Table 107: It is important to think before you act.





Response	6	8	10	12	Total	
NO!	0.3	1.5	0.5	2.3	1.1	
no	0.3	3.4	5.5	1.4	2.5	
yes	18.2	33.6	45.5	38.4	32.6	
YES!	81.2	61.4	48.6	58.0	63.8	
N of Valid	308	324	220	219	1071	
N of Miss	6	5	6	9	26	

Table 108: Sometimes I think that life is not worth it.





Response	6	8	10	12	Total	
NO!	58.6	51.9	43.2	44.5	50.5	
no	20.9	23.1	28.6	27.5	24.5	
yes	16.9	15.9	20.9	23.9	18.9	
YES!	3.6	9.1	7.3	4.1	6.1	
N of Valid	302	320	220	218	1060	
N of Miss	12	9	6	10	37	

Table 109: At times I think I am no good at all.

Response	6	8	10	12	Total	
NO!	39.5	34.8	25.5	31.1	33.4	
no	19.4	24.8	33.6	29.7	26.1	
yes	30.6	28.3	33.2	31.5	30.6	
YES!	10.5	12.1	7.7	7.8	9.9	
N of Valid	304	322	220	219	1065	
N of Miss	10	7	6	9	32	

Table 110: All in all, I am inclined to think that I am a failure.

Response	6	8	10	12	Total	
NO!	56.3	52.0	40.6	50.2	50.5	
no	26.2	28.8	39.2	32.4	30.9	
yes	12.9	12.7	17.1	13.2	13.8	
YES!	4.6	6.5	3.2	4.1	4.8	
N of Valid	302	323	217	219	1061	
N of Miss	12	6	9	9	36	

Table 111: In the past year, have you felt depressed or sad MOST days, even if you felt okay sometimes?

Response	6	8	10	12	Total	
NO!	33.7	36.2	30.9	35.5	34.2	
no	20.1	23.8	30.9	29.1	25.3	
yes	35.0	23.4	26.3	25.0	27.6	
YES!	11.2	16.6	12.0	10.5	12.8	
N of Valid	303	320	217	220	1060	
N of Miss	11	9	9	8	37	

Table 112: It is all right to beat up people if they start the fight.





Response	6	8	10	12	Total	
NO!	64.8	36.5	27.5	28.2	41.1	
no	16.0	26.6	17.9	22.3	20.9	
yes	11.7	20.7	30.3	30.0	22.0	
YES!	7.5	16.1	24.3	19.5	16.0	
N of Valid	307	323	218	220	1068	
N of Miss	7	6	8	8	29	

Table 113: I think it is okay to take something without asking if you can get away with it.





Response	6	8	10	12	Total	
NO!	90.2	68.7	49.3	65.0	70.1	
no	8.5	26.6	44.7	30.5	25.9	
yes	1.0	3.7	4.1	4.5	3.2	
YES!	0.3	0.9	1.8	0.0	0.8	
N of Valid	305	323	217	220	1065	
N of Miss	9	6	9	8	32	

Table 114: Where do you get the most information about living a drug and alcohol free life? Parents/guardians





Response	6	8	10	12	Total	
All the time	45.8	41.1	39.3	27.9	39.3	
Most	27.1	26.5	27.6	32.4	28.1	
Some	17.4	20.2	22.0	27.4	21.3	
Very little	9.7	12.1	11.2	12.3	11.3	
N of Valid	299	321	214	219	1053	
N of Miss	15	8	12	9	44	

Table 115: Where do you get the most information about living a drug and alcohol free life? Friends





Response	6	8	10	12	Total	
All the time	21.1	13.3	7.5	9.2	13.4	
Most	12.2	18.1	17.8	12.8	15.3	
Some	27.9	32.7	33.2	31.2	31.1	
Very little	38.8	35.9	41.6	46.8	40.2	
N of Valid	294	315	214	218	1041	
N of Miss	20	14	12	10	56	

Table 116: Where do you get the most information about living a drug and alcohol free life? Family members





Response	6	8	10	12	Total	
All the time	40.1	32.4	26.5	19.9	30.8	
Most	24.5	23.8	24.2	23.1	23.9	
Some	20.7	27.6	31.6	33.8	27.8	
Very little	14.6	16.2	17.7	23.1	17.5	
N of Valid	294	315	215	216	1040	
N of Miss	20	14	11	12	57	

Table 117: Where do you get the most information about living a drug and alcohol free life? School





Response	6	8	10	12	Total	
All the time	59.7	51.6	29.5	27.2	44.3	
Most	24.7	30.8	31.8	31.8	29.5	
Some	10.0	11.9	25.8	26.3	17.2	
Very little	5.7	5.7	12.9	14.7	9.0	
N of Valid	300	318	217	217	1052	
N of Miss	14	11	9	11	45	

Table 118: Where do you get the most information about living a drug and alcohol free life? Internet





Response	6	8	10	12	Total	
All the time	8.7	7.7	7.9	9.7	8.4	
Most	10.0	11.9	9.8	6.5	9.8	
Some	20.8	25.1	22.4	25.3	23.4	
Very little	60.6	55.3	59.8	58.5	58.4	
N of Valid	289	311	214	217	1031	
N of Miss	25	18	12	11	66	

Table 119: Where do you get the most information about living a drug and alcohol free life? TV





Response	6	8	10	12	Total	
All the time	11.8	9.6	9.3	10.1	10.3	
Most	11.8	12.2	9.8	12.0	11.6	
Some	26.8	33.1	29.3	27.2	29.3	
Very little	49.5	45.0	51.6	50.7	48.8	
N of Valid	287	311	215	217	1030	
N of Miss	27	18	11	11	67	

Table 120: Where do you get the most information about living a drug and alcohol free life? Social media





Response	6	8	10	12	Total	
All the time	12.1	8.7	8.4	10.1	9.9	
Most	7.1	9.7	7.0	10.6	8.6	
Some	22.1	30.3	28.8	24.3	26.5	
Very little	58.6	51.3	55.8	55.0	55.0	
N of Valid	280	310	215	218	1023	
N of Miss	34	19	11	10	74	

Table 121: How much do you think people risk harming themselves (physically or in other ways) if they: smoked one or more packs of cigarettes per day?

Response	6	8	10	12	Total
No risk	6.3	4.3	3.7	4.6	4.8
Slight risk	7.0	4.9	11.7	6.9	7.3
Moderate risk	15.7	14.8	25.2	28.6	20.0
Great risk	71.0	76.0	59.3	59.9	67.9
N of Valid	300	325	214	217	1056
N of Miss	14	4	12	11	41

Table 122: How much do you think people risk harming themselves (physically or in other ways) if they: try marijuana once or twice?

Response	6	8	10	12	Total
No risk	6.7	13.9	25.6	43.8	20.4
Slight risk	15.4	23.2	28.4	26.3	22.7
Moderate risk	25.8	27.6	20.5	13.4	22.7
Great risk	52.0	35.3	25.6	16.6	34.2
N of Valid	298	323	215	217	1053
N of Miss	16	6	11	11	44

Table 123: How much do you think people risk harming themselves (physically or in other ways) if they: smoke marijuana once or twice a week?

Response	6	8	10	12	Total
No risk	5.3	7.8	17.5	27.3	13.1
Slight risk	6.0	10.2	16.6	22.7	12.9
Moderate risk	18.7	22.4	22.3	23.6	21.5
Great risk	70.0	59.6	43.6	26.4	52.5
N of Valid	300	322	211	216	1049
N of Miss	14	7	15	12	48

Table 124: How much do you think people risk harming themselves (physically or in other ways) if they: take one or two drinks of an alcoholic beverage (beer, wine, liquor) nearly every day?

Response	6	8	10	12	Total	
No risk	6.3	7.4	14.4	16.1	10.3	
Slight risk	15.9	16.1	23.3	25.2	19.4	
Moderate risk	23.8	29.7	31.2	27.5	27.9	
Great risk	54.0	46.7	31.2	31.2	42.4	
N of Valid	302	323	215	218	1058	
N of Miss	12	6	11	10	39	

Table 125: How much do you think people risk harming themselves (physically or in other ways) if they: have five or more drinks of an alcoholic beverage once or twice each weekend?

Response	6	8	10	12	Total	
No risk	7.3	5.2	11.2	12.0	8.4	
Slight risk	8.6	8.6	19.6	16.1	12.4	
Moderate risk	21.6	27.5	21.5	30.9	25.3	
Great risk	62.5	58.6	47.7	41.0	53.9	
N of Valid	301	324	214	217	1056	
N of Miss	13	5	12	11	41	

Table 126: How much do you think people risk harming themselves (physically or in other ways) if they: use prescription drugs that are not prescribed to them?

Response	6	8	10	12	Total	
No risk	5.0	3.7	3.7	3.3	4.0	
Slight risk	3.7	2.8	7.9	6.0	4.7	
Moderate risk	14.3	14.2	18.2	20.5	16.3	
Great risk	77.1	79.3	70.1	70.2	74.9	
N of Valid	301	323	214	215	1053	
N of Miss	13	6	12	13	44	

Table 127: How much do you think people risk harming themselves (physically or in other ways) if they: use non-prescription drugs to get high?

Response	6	8	10	12	Total
No risk	4.7	4.0	5.1	4.6	4.6
Slight risk	2.0	3.4	7.9	5.6	4.4
Moderate risk	8.7	8.7	15.4	17.6	11.9
Great risk	84.6	83.9	71.5	72.2	79.2
N of Valid	299	323	214	216	1052
N of Miss	15	6	12	12	45

Table 128: Have you ever used smokeless tobacco (chew, snuff, plug, dipping tobacco, or chewing tobacco)?

Response	6	8	10	12	Total
Never	94.4	84.5	78.5	73.1	83.8
Once or Twice	4.3	9.6	7.5	12.5	8.2
Once in a while but not regularly	1.0	2.8	3.3	4.2	2.6
Regularly in the past	0.3	1.5	5.1	5.1	2.6
Regularly now	0.0	1.5	5.6	5.1	2.6
N of Valid	305	323	214	216	1058
N of Miss	9	6	12	12	39

Table 129: How often have you taken smokeless tobacco during the past 30 days?

Response	6	8	10	12	Total
Not at all	99.3	95.0	87.9	90.7	93.9
Once or twice	0.3	2.5	5.6	2.8	2.6
Once or twice per week	0.3	0.9	1.4	1.4	0.9
Three to five times per week	0.0	0.3	0.0	0.9	0.3
About once a day	0.0	0.6	0.5	1.4	0.6
More than once a day	0.0	0.6	4.7	2.8	1.7
N of Valid	302	322	214	216	1054
N of Miss	12	7	12	12	43

Table 130: Have you ever smoked cigarettes?






Response	6	8	10	12	Total	
Never	93.1	77.3	64.3	52.3	74.1	
Once or Twice	5.9	13.0	14.6	14.8	11.7	
Once in a while but not regularly	0.7	3.7	8.5	11.1	5.3	
Regularly in the past	0.3	4.0	6.1	6.9	4.0	
Regularly now	0.0	1.9	6.6	14.8	4.9	
N of Valid	303	322	213	216	1054	
N of Miss	11	7	13	12	43	

Table 131: How frequently have you smoked cigarettes during the past 30 days?








Response	6	8	10	12	Total	
Not at all	99.3	94.1	83.6	76.3	89.8	
Less than one cigarette per day	0.7	4.0	9.9	9.8	5.4	
One to five cigarettes per day	0.0	1.9	4.2	4.7	2.4	
About one-half pack per day	0.0	0.0	0.9	4.7	1.1	
About one pack per day	0.0	0.0	0.0	3.3	0.7	
About one and one-half packs per day	0.0	0.0	0.5	1.4	0.4	
Two packs or more per day	0.0	0.0	0.9	0.0	0.2	
N of Valid	304	321	213	215	1053	
N of Miss	10	8	13	13	44	

Table 132: Which statement best describes rules about smoking inside your home?






Response	6	8	10	12	Total	
Smoking is not allowed anywhere inside your home	70.6	69.8	67.5	69.8	69.6	
Smoking is allowed in some places and at some times	8.3	7.5	8.5	14.0	9.2	
Smoking is allowed anywhere inside the home	2.6	5.0	5.2	5.6	4.5	
There are no rules about smoking inside the home	4.6	6.2	9.0	4.2	5.9	
I don't know	13.9	11.5	9.9	6.5	10.8	
N of Valid	303	321	212	215	1051	
N of Miss	11	8	14	13	46	

Table 133: Which statement best describes rules about smoking in your family cars?

Response	6	8	10	12	Total	
Smoking is never allowed in any car	59.7	61.9	60.6	63.6	61.4	
Smoking is allowed sometimes or in some cars	15.8	13.2	12.2	13.6	13.8	
Smoking is allowed in any car anytime	4.0	7.2	7.0	7.9	6.4	
There are no rules about smoking in the car	3.6	7.2	9.4	7.0	6.6	
We do not have a family car	1.7	0.0	0.9	0.9	0.9	
I don't know	15.2	10.4	9.9	7.0	11.0	
N of Valid	303	318	213	214	1048	
N of Miss	11	11	13	14	49	

Table 134: During this school year, were you taught in any of your classes about the dangers of tobacco use?

Response	6	8	10	12	Total	
Strongly agree	75.8	43.4	17.1	10.5	40.7	
Agree	17.8	32.6	34.8	24.4	27.1	
Disagree	0.7	5.1	12.9	19.6	8.3	
Strongly disagree	0.0	3.8	12.4	22.0	8.1	
I don't know	5.7	15.2	22.9	23.4	15.7	
N of Valid	297	316	210	209	1032	
N of Miss	17	13	16	19	65	

Table 135: During the past 12 months, have you participated in any community activities to discourage people your age from using cigarettes, chewing tobacco, snuff, dip or cigars?

Response	6	8	10	12	Total	
Strongly agree	26.1	22.2	11.3	3.3	17.2	
Agree	16.2	23.4	13.7	17.6	18.2	
Disagree	14.8	12.7	22.6	23.8	17.6	
Strongly disagree	16.5	16.8	20.3	33.8	20.9	
I don't know	26.5	25.0	32.1	21.4	26.1	
N of Valid	291	316	212	210	1029	
N of Miss	23	13	14	18	68	

Table 136: Think back over the last two weeks. How many times have you had five or more alcoholic drinks in a row?







Response	6	8	10	12	Total	
None	97.6	96.5	87.8	81.8	92.0	
Once	1.7	1.6	5.2	5.1	3.1	
Twice	0.3	0.9	0.9	3.7	1.3	
3-5 times	0.0	0.0	2.8	4.2	1.4	
6-9 times	0.0	0.6	0.0	0.9	0.4	
10 or more times	0.3	0.3	3.3	4.2	1.7	
N of Valid	297	317	213	214	1041	
N of Miss	17	12	13	14	56	

Table 137: During the past 30 days, how many times did you ride in a car or other vehicle driven by someone who had been drinking alcohol or using drugs to get high?






Response	6	8	10	12	Total	
0 times	88.9	92.5	87.3	83.1	88.5	
1 time	5.1	3.8	4.7	5.6	4.7	
2 or 3 times	2.4	1.9	4.7	8.0	3.8	
4 or 5 times	0.7	0.9	1.9	0.9	1.1	
6 or more times	3.0	0.9	1.4	2.3	1.9	
N of Valid	296	318	212	213	1039	
N of Miss	18	11	14	15	58	

Table 138: During the past 30 days, how many times did you drive a car or other vehicle when you had been drinking alcohol or using drugs to get high?







Response	6	8	10	12	Total	
I did not drive a car in the past 30 days	63.7	56.9	37.2	17.9	46.6	
0 times	35.9	41.5	58.5	69.8	49.4	
1 time	0.4	0.7	1.9	5.2	1.8	
2 or 3 times	0.0	0.7	1.4	3.3	1.2	
4 or 5 times	0.0	0.0	0.0	0.9	0.2	
6 or more times	0.0	0.3	1.0	2.8	0.9	
N of Valid	284	306	207	212	1009	
N of Miss	30	23	19	16	88	

Table 139: If you drank alcohol (not just a sip or taste) in the past year, how did you usually get it?













Response	6	8	10	12	Total	
I did not drink alcohol in the past year	93.9	85.6	65.7	49.1	76.4	
I bought it myself with a fake ID	0.3	0.0	0.5	0.9	0.4	
I bought it myself without a fake ID	0.0	0.0	0.0	0.9	0.2	
I got it from someone I know age 21 or older	2.4	3.5	12.1	29.7	10.3	
I got it from someone I know under age 21	0.7	1.9	4.8	4.7	2.7	
I got it from my brother or sister	0.0	0.3	1.9	0.5	0.6	
I got it from home with my parents' permission	1.0	1.0	4.3	5.7	2.6	
I got it from home without my parents' permission	0.3	2.9	2.4	2.4	1.9	
I got it from another relative	0.3	1.9	1.4	1.4	1.3	
A stranger bought it for me	0.0	0.0	0.0	0.9	0.2	
I took it from a store or shop	0.0	0.0	0.5	0.0	0.1	
Other	1.0	2.9	6.3	3.8	3.2	
N of Valid	295	313	207	212	1027	
N of Miss	19	16	19	16	70	

Table 140: If you drank alcohol (not just a sip or taste) in the past year, where did you usually drink it?










Response	6	8	10	12	Total	
I did not drink alcohol in the past year	95.6	85.7	67.0	48.5	77.3	
at my home	1.0	4.4	9.7	11.2	5.9	
at someone else's home	2.0	8.3	16.0	33.0	13.0	
at an open area like a park, beach, field, back road, woods, or a street corner	1.4	1.3	3.9	5.8	2.7	
at a sporting event or concert	0.0	0.0	0.0	0.0	0.0	
at a restaurant, bar, or a nightclub	0.0	0.0	1.5	0.0	0.3	
at an empty building or a construction site	0.0	0.0	0.0	1.0	0.2	
at a hotel/motel	0.0	0.3	0.0	0.5	0.2	
in a car	0.0	0.0	0.5	0.0	0.1	
at school	0.0	0.0	1.5	0.0	0.3	
N of Valid	295	315	206	206	1022	
N of Miss	19	14	20	22	75	

Table 141: How do you feel about someone your age having one or two drinks of an alcoholic beverage nearly every day?





Response	6	8	10	12	Total	
Neither approve nor disapprove	16.6	21.8	37.1	31.1	25.3	
Somewhat disapprove	6.1	12.6	18.6	25.9	14.7	
Strongly disapprove	67.8	57.7	34.3	35.8	51.4	
Don't know or can't say	9.5	7.9	10.0	7.1	8.6	
N of Valid	295	317	210	212	1034	
N of Miss	19	12	16	16	63	

Table 142: On how many occasions have you had alcoholic beverages (beer, wine or hard liquor) to drink in your lifetime - more than just a few sips?








Response	6	8	10	12	Total	
0	89.7	75.6	54.5	41.7	68.6	
01/02/13	6.3	12.5	14.4	9.0	10.4	
03/05/13	2.0	3.1	9.1	8.5	5.1	
06/09/13	0.7	2.8	5.7	6.2	3.5	
10/19/13	0.3	3.4	4.3	8.5	3.8	
20-39	0.7	1.6	6.2	7.6	3.5	
40	0.3	0.9	5.7	18.5	5.3	
N of Valid	300	320	209	211	1040	
N of Miss	14	9	17	17	57	

Table 143: On how many occasions have you drunk one of more drinks of an alcoholic beverage during the past 30 days?








Response	6	8	10	12	Total	
0	99.3	96.3	79.8	72.5	89.0	
01/02/13	0.3	2.2	12.5	10.0	5.3	
03/05/13	0.3	0.9	2.9	9.0	2.8	
06/09/13	0.0	0.0	1.4	4.3	1.2	
10/19/13	0.0	0.6	1.9	1.9	1.0	
20-39	0.0	0.0	1.0	0.9	0.4	
40	0.0	0.0	0.5	1.4	0.4	
N of Valid	297	321	208	211	1037	
N of Miss	17	8	18	17	60	

Table 144: On how many occasions have you used marijuana (grass, pot) or hashish (hash, hash oil) in your lifetime?

Response	6	8	10	12	Total	
0	98.7	91.6	80.3	64.3	85.8	
01/02/13	1.0	3.7	5.8	9.0	4.4	
03/05/13	0.3	1.9	2.9	1.4	1.5	
06/09/13	0.0	0.9	1.4	5.2	1.6	
10/19/13	0.0	0.6	2.4	2.4	1.2	
20-39	0.0	0.6	1.4	2.4	1.0	
40	0.0	0.6	5.8	15.2	4.4	
N of Valid	297	321	208	210	1036	
N of Miss	17	8	18	18	61	

Table 145: On how many occasions have you used marijuana (grass, pot) or hashish (hash, hash oil) during the past 30 days?

Response	6	8	10	12	Total	
0	100.0	98.4	89.5	81.8	93.7	
01/02/13	0.0	0.6	3.8	6.7	2.3	
03/05/13	0.0	0.3	1.4	2.4	0.9	
06/09/13	0.0	0.3	1.4	1.9	0.8	
10/19/13	0.0	0.3	2.4	1.4	0.9	
20-39	0.0	0.0	0.0	1.9	0.4	
40	0.0	0.0	1.4	3.8	1.1	
N of Valid	299	320	209	209	1037	
N of Miss	15	9	17	19	60	

Table 146: On how many occasions have you used LSD or other psychedelics in your lifetime?

Response	6	8	10	12	Total	
0	100.0	98.8	98.5	94.3	98.2	
01/02/13	0.0	0.9	0.0	2.4	0.8	
03/05/13	0.0	0.0	0.5	1.9	0.5	
06/09/13	0.0	0.0	0.0	0.9	0.2	
10/19/13	0.0	0.3	0.5	0.5	0.3	
20-39	0.0	0.0	0.0	0.0	0.0	
40	0.0	0.0	0.5	0.0	0.1	
N of Valid	296	320	206	211	1033	
N of Miss	18	9	20	17	64	

Table 147: On how many occasions have you used LSD or other psychedelics during the past 30 days?

Response	6	8	10	12	Total	
0	100.0	99.4	99.0	98.6	99.3	
01/02/13	0.0	0.3	0.0	1.4	0.4	
03/05/13	0.0	0.3	0.5	0.0	0.2	
06/09/13	0.0	0.0	0.0	0.0	0.0	
10/19/13	0.0	0.0	0.5	0.0	0.1	
20-39	0.0	0.0	0.0	0.0	0.0	
40	0.0	0.0	0.0	0.0	0.0	
N of Valid	294	320	208	211	1033	
N of Miss	20	9	18	17	64	

Table 148: On how many occasions have you used cocaine or crack in your lifetime?

Response	6	8	10	12	Total	
0	100.0	99.7	98.6	98.6	99.3	
01/02/13	0.0	0.0	0.5	1.4	0.4	
03/05/13	0.0	0.0	0.0	0.0	0.0	
06/09/13	0.0	0.3	0.0	0.0	0.1	
10/19/13	0.0	0.0	0.0	0.0	0.0	
20-39	0.0	0.0	0.5	0.0	0.1	
40	0.0	0.0	0.5	0.0	0.1	
N of Valid	299	320	209	211	1039	
N of Miss	15	9	17	17	58	

Table 149: On how many occasions have you used cocaine or crack during the past 30 days?

Response	6	8	10	12	Total	
0	100.0	99.7	99.0	100.0	99.7	
01/02/13	0.0	0.0	0.5	0.0	0.1	
03/05/13	0.0	0.3	0.0	0.0	0.1	
06/09/13	0.0	0.0	0.5	0.0	0.1	
10/19/13	0.0	0.0	0.0	0.0	0.0	
20-39	0.0	0.0	0.0	0.0	0.0	
40	0.0	0.0	0.0	0.0	0.0	
N of Valid	297	321	209	211	1038	
N of Miss	17	8	17	17	59	

Table 150: On how many occasions have you sniffed glue, breathed the contents of an aerosol spray can, or inhaled other gases or sprays, in order to get high in your lifetime?








Response	6	8	10	12	Total	
0	96.7	94.7	90.4	93.4	94.1	
01/02/13	2.0	4.1	2.9	2.8	3.0	
03/05/13	0.7	0.6	2.4	0.9	1.1	
06/09/13	0.0	0.3	2.4	0.5	0.7	
10/19/13	0.7	0.3	1.0	0.9	0.7	
20-39	0.0	0.0	1.0	0.5	0.3	
40	0.0	0.0	0.0	0.9	0.2	
N of Valid	299	320	208	211	1038	
N of Miss	15	9	18	17	59	

Table 151: On how many occasions have you sniffed glue, breathed the contents of an aerosol spray can, or inhaled other gases or sprays, in order to get high during the past 30 days?






Response	6	8	10	12	Total	
0	98.7	99.4	95.7	97.2	98.0	
01/02/13	1.0	0.0	2.4	1.9	1.2	
03/05/13	0.3	0.3	1.0	0.0	0.4	
06/09/13	0.0	0.3	1.0	0.5	0.4	
10/19/13	0.0	0.0	0.0	0.0	0.0	
20-39	0.0	0.0	0.0	0.0	0.0	
40	0.0	0.0	0.0	0.5	0.1	
N of Valid	299	319	208	211	1037	
N of Miss	15	10	18	17	60	

Table 152: On how many occasions have you used Daztrex in your lifetime?


Response	6	8	10	12	Total	
0	100.0	100.0	100.0	100.0	100.0	
01/02/13	0.0	0.0	0.0	0.0	0.0	
03/05/13	0.0	0.0	0.0	0.0	0.0	
06/09/13	0.0	0.0	0.0	0.0	0.0	
10/19/13	0.0	0.0	0.0	0.0	0.0	
20-39	0.0	0.0	0.0	0.0	0.0	
40	0.0	0.0	0.0	0.0	0.0	
N of Valid	295	319	208	211	1033	
N of Miss	19	10	18	17	64	

Table 153: On how many occasions have you used Daztrex during the past 30 days?


Response	6	8	10	12	Total	
0	100.0	100.0	100.0	100.0	100.0	
01/02/13	0.0	0.0	0.0	0.0	0.0	
03/05/13	0.0	0.0	0.0	0.0	0.0	
06/09/13	0.0	0.0	0.0	0.0	0.0	
10/19/13	0.0	0.0	0.0	0.0	0.0	
20-39	0.0	0.0	0.0	0.0	0.0	
40	0.0	0.0	0.0	0.0	0.0	
N of Valid	296	319	208	211	1034	
N of Miss	18	10	18	17	63	

Table 154: On how many occasions have you used synthetic marijuana in your lifetime?








Response	6	8	10	12	Total	
0	99.7	97.2	88.0	83.7	93.3	
01/02/13	0.3	1.6	3.8	5.3	2.4	
03/05/13	0.0	0.6	4.8	4.3	2.0	
06/09/13	0.0	0.6	1.9	2.9	1.2	
10/19/13	0.0	0.0	0.5	1.0	0.3	
20-39	0.0	0.0	0.5	1.4	0.4	
40	0.0	0.0	0.5	1.4	0.4	
N of Valid	296	319	208	209	1032	
N of Miss	18	10	18	19	65	

Table 155: On how many occasions have you used synthetic marijuana during the past 30 days?








Response	6	8	10	12	Total	
0	100.0	99.1	97.6	96.2	98.5	
01/02/13	0.0	0.9	1.4	1.4	0.9	
03/05/13	0.0	0.0	0.5	1.0	0.3	
06/09/13	0.0	0.0	0.0	0.5	0.1	
10/19/13	0.0	0.0	0.0	0.5	0.1	
20-39	0.0	0.0	0.0	0.0	0.0	
40	0.0	0.0	0.5	0.5	0.2	
N of Valid	298	319	208	210	1035	
N of Miss	16	10	18	18	62	

Table 156: On how many occasions have you used methamphetamines (meth, speed, crank, crystal meth) in your lifetime?








Response	6	8	10	12	Total	
0	100.0	99.7	97.1	98.1	98.9	
01/02/13	0.0	0.3	1.9	1.0	0.7	
03/05/13	0.0	0.0	0.5	0.5	0.2	
06/09/13	0.0	0.0	0.0	0.0	0.0	
10/19/13	0.0	0.0	0.0	0.0	0.0	
20-39	0.0	0.0	0.0	0.5	0.1	
40	0.0	0.0	0.5	0.0	0.1	
N of Valid	296	319	208	210	1033	
N of Miss	18	10	18	18	64	

Table 157: On how many occasions have you used methamphetamines (meth, speed, crank, crystal meth) in the past 30 days?








Response	6	8	10	12	Total	
0	100.0	99.7	99.0	100.0	99.7	
01/02/13	0.0	0.3	1.0	0.0	0.3	
03/05/13	0.0	0.0	0.0	0.0	0.0	
06/09/13	0.0	0.0	0.0	0.0	0.0	
10/19/13	0.0	0.0	0.0	0.0	0.0	
20-39	0.0	0.0	0.0	0.0	0.0	
40	0.0	0.0	0.0	0.0	0.0	
N of Valid	297	318	207	210	1032	
N of Miss	17	11	19	18	65	

Table 158: On how many occasions have you used other chemical products (bath salts, plant food, etc.) in your lifetime?


Response	6	8	10	12	Total	
0	98.3	99.4	99.0	100.0	99.1	
01/02/13	0.7	0.6	0.5	0.0	0.5	
03/05/13	0.7	0.0	0.0	0.0	0.2	
06/09/13	0.3	0.0	0.0	0.0	0.1	
10/19/13	0.0	0.0	0.0	0.0	0.0	
20-39	0.0	0.0	0.0	0.0	0.0	
40	0.0	0.0	0.5	0.0	0.1	
N of Valid	292	320	208	210	1030	
N of Miss	22	9	18	18	67	

Table 159: On how many occasions have you used other chemical products (bath salts, plant food, etc.) during the past 30 days?


Response	6	8	10	12	Total	
0	99.7	99.7	99.5	100.0	99.7	
01/02/13	0.0	0.3	0.0	0.0	0.1	
03/05/13	0.3	0.0	0.0	0.0	0.1	
06/09/13	0.0	0.0	0.0	0.0	0.0	
10/19/13	0.0	0.0	0.0	0.0	0.0	
20-39	0.0	0.0	0.0	0.0	0.0	
40	0.0	0.0	0.5	0.0	0.1	
N of Valid	294	318	208	210	1030	
N of Miss	20	11	18	18	67	

Table 160: On how many occasions have you used heroin or other opiates in your lifetime?


Response	6	8	10	12	Total	
0	100.0	99.4	99.5	97.6	99.2	
01/02/13	0.0	0.3	0.5	0.5	0.3	
03/05/13	0.0	0.0	0.0	0.5	0.1	
06/09/13	0.0	0.3	0.0	0.0	0.1	
10/19/13	0.0	0.0	0.0	0.5	0.1	
20-39	0.0	0.0	0.0	1.0	0.2	
40	0.0	0.0	0.0	0.0	0.0	
N of Valid	294	320	208	210	1032	
N of Miss	20	9	18	18	65	

Table 161: On how many occasions have you used heroin or other opiates during the past 30 days?



Response	6	8	10	12	Total	
0	100.0	99.7	100.0	100.0	99.9	
01/02/13	0.0	0.0	0.0	0.0	0.0	
03/05/13	0.0	0.0	0.0	0.0	0.0	
06/09/13	0.0	0.3	0.0	0.0	0.1	
10/19/13	0.0	0.0	0.0	0.0	0.0	
20-39	0.0	0.0	0.0	0.0	0.0	
40	0.0	0.0	0.0	0.0	0.0	
N of Valid	295	320	207	210	1032	
N of Miss	19	9	19	18	65	

Table 162: On how many occasions have you used MDMA ('X', 'E', or ecstasy) in your lifetime?





Response	6	8	10	12	Total	
0	100.0	100.0	98.1	95.7	98.7	
01/02/13	0.0	0.0	1.9	3.3	1.1	
03/05/13	0.0	0.0	0.0	0.5	0.1	
06/09/13	0.0	0.0	0.0	0.0	0.0	
10/19/13	0.0	0.0	0.0	0.0	0.0	
20-39	0.0	0.0	0.0	0.0	0.0	
40	0.0	0.0	0.0	0.5	0.1	
N of Valid	293	318	208	210	1029	
N of Miss	21	11	18	18	68	

Table 163: On how many occasions have you used MDMA ('X', 'E', or ecstasy) during the past 30 days?



Response	6	8	10	12	Total	
0	100.0	100.0	99.0	99.0	99.6	
01/02/13	0.0	0.0	1.0	1.0	0.4	
03/05/13	0.0	0.0	0.0	0.0	0.0	
06/09/13	0.0	0.0	0.0	0.0	0.0	
10/19/13	0.0	0.0	0.0	0.0	0.0	
20-39	0.0	0.0	0.0	0.0	0.0	
40	0.0	0.0	0.0	0.0	0.0	
N of Valid	289	317	207	209	1022	
N of Miss	25	12	19	19	75	

Table 164: On how many occasions have you taken prescription drugs (such as Valium, Xanax, Ritalin, Adderall, OxyContin, Darvocet, or sleeping pills) not prescribed to you in your lifetime?


Response	6	8	10	12	Total	
0	96.9	93.4	90.4	86.5	92.4	
01/02/13	1.4	3.1	1.4	3.8	2.4	
03/05/13	1.4	1.9	3.4	1.4	1.9	
06/09/13	0.0	0.9	0.5	2.9	1.0	
10/19/13	0.0	0.3	1.0	1.4	0.6	
20-39	0.0	0.0	0.5	1.0	0.3	
40	0.3	0.3	2.9	2.9	1.4	
N of Valid	294	319	208	208	1029	
N of Miss	20	10	18	20	68	

Table 165: On how many occasions have you taken prescription drugs (such as Valium, Xanax, Ritalin, Adderall, OxyContin, Darvocet, or sleeping pills) not prescribed to you during the past 30 days?


Response	6	8	10	12	Total	
0	98.0	97.2	92.3	92.4	95.4	
01/02/13	1.4	1.9	4.3	4.3	2.7	
03/05/13	0.3	0.9	1.0	1.4	0.9	
06/09/13	0.0	0.0	0.0	1.0	0.2	
10/19/13	0.0	0.0	1.0	0.5	0.3	
20-39	0.0	0.0	1.0	0.0	0.2	
40	0.3	0.0	0.5	0.5	0.3	
N of Valid	296	318	207	210	1031	
N of Miss	18	11	19	18	66	

Table 166: On how many occasions have you taken non-prescription medicines such as diet pills (for example, Dietac, Dexatrim or Prolamine), stay-awake pills (for example No-Doz, Vivarin, or Wake), or cough or cold medicines (robos, DXM, etc.) to get high in your lifetime?








Response	6	8	10	12	Total	
0	99.0	96.0	95.2	92.8	96.0	
01/02/13	0.3	2.5	2.4	3.3	2.0	
03/05/13	0.0	0.3	1.0	0.5	0.4	
06/09/13	0.0	0.3	0.5	1.9	0.6	
10/19/13	0.0	0.3	0.0	0.0	0.1	
20-39	0.0	0.0	0.5	0.0	0.1	
40	0.7	0.6	0.5	1.4	0.8	
N of Valid	296	321	208	209	1034	
N of Miss	18	8	18	19	63	

Table 167: On how many occasions have you taken non-prescription medicines such as diet pills (for example, Dietac, Dexatrim or Prolamine), stay-awake pills (for example No-Doz, Vivarin, or Wake), or cough or cold medicines (robos, DXM, etc.) to get high during the past 30 days?







Response	6	8	10	12	Total	
0	99.3	98.7	98.1	97.1	98.4	
01/02/13	0.3	0.9	0.5	0.5	0.6	
03/05/13	0.0	0.0	1.0	0.5	0.3	
06/09/13	0.0	0.0	0.5	0.5	0.2	
10/19/13	0.3	0.3	0.0	0.5	0.3	
20-39	0.0	0.0	0.0	0.0	0.0	
40	0.0	0.0	0.0	1.0	0.2	
N of Valid	293	318	207	210	1028	
N of Miss	21	11	19	18	69	

Table 168: On how many occasions have you been drunk or very high from drinking alcoholic beverages during the past 30 days?








Response	6	8	10	12	Total	
0	99.7	96.5	89.2	80.3	92.7	
01/02/13	0.3	1.9	4.9	8.7	3.4	
03/05/13	0.0	0.9	2.0	3.4	1.4	
06/09/13	0.0	0.0	0.5	3.8	0.9	
10/19/13	0.0	0.3	2.0	1.9	0.9	
20-39	0.0	0.3	1.0	0.0	0.3	
40	0.0	0.0	0.5	1.9	0.5	
N of Valid	292	318	204	208	1022	
N of Miss	22	11	22	20	75	

Table 169: On how many occasions have you drunk flavored alcoholic beverages, sometimes called 'alcopops' (like Mike's Hard Lemonade, Smirnoff Ice, Bacardi Breezers, etc.) in your lifetime?








Response	6	8	10	12	Total	
0	94.2	84.0	66.3	52.9	77.1	
01/02/13	2.0	7.8	11.5	10.6	7.5	
03/05/13	1.7	4.1	6.7	6.2	4.4	
06/09/13	1.7	2.5	6.2	8.7	4.3	
10/19/13	0.3	0.6	3.8	4.3	1.9	
20-39	0.0	0.3	1.4	6.7	1.7	
40	0.0	0.6	3.8	10.6	3.1	
N of Valid	295	319	208	208	1030	
N of Miss	19	10	18	20	67	

Table 170: On how many occasions have you drunk flavored alcoholic beverages, sometimes called 'alcopops' (like Mike's Hard Lemonade, Smirnoff Ice, Bacardi Breezers, etc.) during the past 30 days?








Response	6	8	10	12	Total	
0	99.3	95.9	84.5	78.6	91.1	
01/02/13	0.3	2.5	8.7	10.5	4.8	
03/05/13	0.3	0.9	3.4	4.8	2.0	
06/09/13	0.0	0.3	1.0	1.9	0.7	
10/19/13	0.0	0.3	0.5	1.4	0.5	
20-39	0.0	0.0	1.4	1.0	0.5	
40	0.0	0.0	0.5	1.9	0.5	
N of Valid	295	318	207	210	1030	
N of Miss	19	11	19	18	67	

Table 171: If you used prescription drugs or over the counter drugs without a doctor telling you to use it or for the purpose of getting high, where did you get these drugs?












Response	6	8	10	12	Total	
I did not use prescription drugs or over the counter drugs to get high.	99.7	98.1	92.3	88.2	95.4	
I bought it or took it from a store or shop.	0.3	0.0	0.0	1.0	0.3	
I got it from my parents with permission.	0.0	0.3	2.6	0.5	0.7	
I got it from home without permission.	0.0	0.6	1.0	0.5	0.5	
I got it from a relative with permission.	0.0	0.0	0.5	0.5	0.2	
I got it from a relative without permission.	0.0	0.0	0.5	0.5	0.2	
I got it from a friends home with permission.	0.0	0.0	0.5	1.0	0.3	
I got it from a friends home without permission.	0.0	0.0	0.0	0.5	0.1	
I got it from a friend while at school.	0.0	0.0	0.0	1.5	0.3	
I got it from a friend while at a party.	0.0	0.6	1.0	2.0	0.8	
I got it from a friend, elsewhere	0.0	0.3	1.5	3.9	1.2	
N of Valid	286	318	194	204	1002	
N of Miss	28	11	32	24	95	

Table 172: During the last month, about how many marijuana cigarettes, or the equivalent, did you smoke a day, on the average?








Response	6	8	10	12	Total	
None	99.3	95.3	88.4	81.6	92.3	
Less than 1 a day	0.3	2.2	6.6	7.3	3.6	
1 a day	0.0	0.9	1.5	2.9	1.2	
2-3 a day	0.0	0.9	1.0	2.4	1.0	
4-6 a day	0.0	0.6	0.5	2.4	0.8	
7-10 a day	0.0	0.0	0.0	1.5	0.3	
11 or more a day	0.3	0.0	2.0	1.9	0.9	
N of Valid	286	317	198	206	1007	
N of Miss	28	12	28	22	90	

Table 173: How wrong do your friends feel it would be for YOU to: drink alcohol?





Response	6	8	10	12	Total	
Very wrong	82.1	61.6	39.2	35.6	57.7	
Wrong	13.0	19.7	23.6	22.9	19.2	
A little bit wrong	3.5	12.1	17.1	22.4	12.7	
Not wrong at all	1.4	6.7	20.1	19.0	10.4	
N of Valid	285	315	199	205	1004	
N of Miss	29	14	27	23	93	

Table 174: How wrong do your friends feel it would be for YOU to: smoke tobacco?





Response	6	8	10	12	Total	
Very wrong	87.1	66.2	45.7	32.2	61.2	
Wrong	9.4	16.6	18.6	19.5	15.5	
A little bit wrong	2.4	9.2	16.6	17.6	10.5	
Not wrong at all	1.0	8.0	19.1	30.7	12.8	
N of Valid	286	314	199	205	1004	
N of Miss	28	15	27	23	93	

Table 175: How wrong do your friends feel it would be for YOU to: smoke marijuana?





Response	6	8	10	12	Total	
Very wrong	95.5	75.9	55.8	36.9	69.5	
Wrong	2.1	10.0	11.1	20.9	10.2	
A little bit wrong	1.7	8.4	13.6	17.5	9.4	
Not wrong at all	0.7	5.8	19.6	24.8	11.0	
N of Valid	286	311	199	206	1002	
N of Miss	28	18	27	22	95	

Table 176: How wrong do your friends feel it would be for YOU to: use prescription drugs not prescribed to you





Response	6	8	10	12	Total	
Very wrong	89.8	77.7	63.6	60.2	74.8	
Wrong	6.3	14.3	16.7	22.3	14.2	
A little bit wrong	1.8	4.8	10.1	10.2	6.1	
Not wrong at all	2.1	3.2	9.6	7.3	5.0	
N of Valid	285	314	198	206	1003	
N of Miss	29	15	28	22	94	

Table 177: How wrong would most adults (over 21) in your neighborhood think it is for kids your age: to use marijuana?





Response	6	8	10	12	Total	
Very wrong	90.0	79.4	64.5	62.4	76.0	
Wrong	7.5	13.9	20.8	22.4	15.2	
A little bit wrong	1.8	4.4	9.6	9.3	5.7	
Not wrong at all	0.7	2.2	5.1	5.9	3.1	
N of Valid	281	316	197	205	999	
N of Miss	33	13	29	23	98	

Table 178: How wrong would most adults (over 21) in your neighborhood think it is for kids your age: to drink alcohol?

Response	6	8	10	12	Total	
Very wrong	82.3	69.9	49.5	50.2	65.4	
Wrong	11.7	16.8	27.0	25.4	19.1	
A little bit wrong	3.9	9.2	18.4	16.1	10.9	
Not wrong at all	2.1	4.1	5.1	8.3	4.6	
N of Valid	282	316	196	205	999	
N of Miss	32	13	30	23	98	

Table 179: How wrong would most adults (over 21) in your neighborhood think it is for kids your age: to smoke cigarettes?

Response	6	8	10	12	Total	
Very wrong	84.7	71.9	52.0	45.8	66.3	
Wrong	10.0	16.1	24.5	24.1	17.7	
A little bit wrong	4.3	7.9	15.8	15.3	9.9	
Not wrong at all	1.1	4.1	7.7	14.8	6.1	
N of Valid	281	317	196	203	997	
N of Miss	33	12	30	25	100	

Table 180: How much do each of the following statements describe your neighborhood? crime and/or drug selling

Response	6	8	10	12	Total	
NO!	84.3	74.6	64.1	66.8	73.7	
no	9.3	17.8	21.5	22.0	17.0	
yes	4.6	5.7	9.7	9.3	6.9	
YES!	1.8	1.9	4.6	2.0	2.4	
N of Valid	280	315	195	205	995	
N of Miss	34	14	31	23	102	

Table 181: How much do each of the following statements describe your neighborhood? fights





Response	6	8	10	12	Total	
NO!	77.3	65.3	59.0	68.3	68.0	
no	13.3	21.8	28.2	20.5	20.4	
yes	7.6	11.0	9.2	7.8	9.0	
YES!	1.8	1.9	3.6	3.4	2.5	
N of Valid	278	317	195	205	995	
N of Miss	36	12	31	23	102	

Table 182: How much do each of the following statements describe your neighborhood? lots of empty or abandoned buildings





Response	6	8	10	12	Total	
NO!	74.3	68.3	61.0	70.0	68.9	
no	17.5	23.8	29.2	17.7	21.9	
yes	6.4	6.7	7.2	10.3	7.5	
YES!	1.8	1.3	2.6	2.0	1.8	
N of Valid	280	315	195	203	993	
N of Miss	34	14	31	25	104	

Table 183: How much do each of the following statements describe your neighborhood? lots of graffiti





Response	6	8	10	12	Total	
NO!	84.5	79.3	69.1	77.0	78.3	
no	13.7	17.8	27.3	20.6	19.1	
yes	1.1	1.6	2.6	2.0	1.7	
YES!	0.7	1.3	1.0	0.5	0.9	
N of Valid	278	314	194	204	990	
N of Miss	36	15	32	24	107	

Table 184: I feel safe in my neighborhood.

Response	6	8	10	12	Total
NO!	7.5	7.8	8.2	6.8	7.6
no	6.5	7.1	7.2	2.9	6.1
yes	27.6	33.7	37.6	35.6	33.1
YES!	58.4	51.5	46.9	54.6	53.2
N of Valid	279	309	194	205	987
N of Miss	35	20	32	23	110

Table 185: If a kid smoked marijuana in your neighborhood would he or she be caught by the police?

Response	6	8	10	12	Total
NO!	8.6	16.8	24.6	26.2	17.9
no	21.4	35.5	47.2	50.5	36.9
yes	32.5	27.1	21.5	18.3	25.7
YES!	37.5	20.6	6.7	5.0	19.5
N of Valid	280	310	195	202	987
N of Miss	34	19	31	26	110

Table 186: If a kid drank some beer, wine or hard liquor (for example, vodka, whiskey, or gin) in your neighborhood would he or she be caught by the police?

Response	6	8	10	12	Total
NO!	10.4	22.0	28.7	34.2	22.5
no	30.8	42.1	51.8	51.0	42.6
yes	27.6	23.0	13.3	11.4	20.0
YES!	31.2	12.9	6.2	3.5	14.8
N of Valid	279	309	195	202	985
N of Miss	35	20	31	26	112

Table 187: If a kid carried a handgun in your neighborhood would he or she be caught by the police?





Response	6	8	10	12	Total	
NO!	11.2	18.1	24.6	27.2	19.3	
no	19.4	31.3	34.9	32.7	28.9	
yes	30.6	28.1	25.1	27.7	28.1	
YES!	38.8	22.6	15.4	12.4	23.7	
N of Valid	278	310	195	202	985	
N of Miss	36	19	31	26	112	

Table 188: If you wanted to get some cigarettes, how easy would it be for you to get some?





Response	6	8	10	12	Total	
Very hard	80.3	48.7	24.7	10.9	45.2	
Sort of hard	7.9	15.1	13.9	9.5	11.7	
Sort of easy	7.9	20.2	25.3	13.9	16.4	
Very easy	3.9	16.0	36.1	65.7	26.7	
N of Valid	279	312	194	201	986	
N of Miss	35	17	32	27	111	

Table 189: If you wanted to get some beer, wine or hard liquor (for example, vodka, whiskey, or gin), how easy would it be for you to get some?





Response	6	8	10	12	Total	
Very hard	73.5	49.4	20.6	14.9	43.5	
Sort of hard	12.2	15.2	15.5	14.9	14.3	
Sort of easy	9.0	19.0	29.4	23.4	19.1	
Very easy	5.4	16.5	34.5	46.8	23.1	
N of Valid	279	310	194	201	984	
N of Miss	35	19	32	27	113	

Table 190: If you wanted to get a drug like cocaine, LSD, or amphetamines, how easy would it be for you to get some?





Response	6	8	10	12	Total	
Very hard	96.8	80.3	64.8	57.2	77.2	
Sort of hard	2.1	12.6	18.7	23.9	13.1	
Sort of easy	0.7	4.2	9.8	10.9	5.7	
Very easy	0.4	2.9	6.7	8.0	4.0	
N of Valid	280	310	193	201	984	
N of Miss	34	19	33	27	113	

Table 191: If you wanted to get a handgun, how easy would it be for you to get one?





Response	6	8	10	12	Total	
Very hard	70.7	57.6	45.4	41.8	55.7	
Sort of hard	12.5	15.9	17.0	19.4	15.9	
Sort of easy	8.9	15.2	12.4	14.4	12.7	
Very easy	7.9	11.3	25.3	24.4	15.8	
N of Valid	280	309	194	201	984	
N of Miss	34	20	32	27	113	

Table 192: If you wanted to get some marijuana, how easy would it be for you to get some?





Response	6	8	10	12	Total	
Very hard	92.4	68.3	39.2	23.5	60.2	
Sort of hard	3.2	9.8	15.5	9.5	9.0	
Sort of easy	2.5	11.4	21.6	25.0	13.7	
Very easy	1.8	10.5	23.7	42.0	17.1	
N of Valid	278	306	194	200	978	
N of Miss	36	23	32	28	119	

Table 193: If you wanted to get prescription drugs for the purpose of getting high, how easy would it be for you to get some?


Response	6	8	10	12	Total	
Very hard	84.2	58.6	40.1	30.0	56.4	
Sort of hard	4.3	12.6	18.8	19.5	12.9	
Sort of easy	6.5	11.0	21.4	19.0	13.4	
Very easy	5.0	17.8	19.8	31.5	17.3	
N of Valid	279	309	192	200	980	
N of Miss	35	20	34	28	117	

Table 194: If you wanted to get synthetic marijuana such as K2 or chemical products such as bath salts to get high, how easy would it be for you to get some?


Response	6	8	10	12	Total	
Very hard	95.0	78.2	57.3	43.0	71.7	
Sort of hard	2.2	8.7	18.8	21.0	11.3	
Sort of easy	1.8	6.4	9.9	14.5	7.4	
Very easy	1.1	6.7	14.1	21.5	9.6	
N of Valid	278	312	192	200	982	
N of Miss	36	17	34	28	115	

Table 195: If you wanted to get steroids to enhance athletic performance, how easy would it be for you to get some?


Response	6	8	10	12	Total	
Very hard	91.4	79.1	67.7	55.0	75.4	
Sort of hard	3.6	12.2	14.6	22.5	12.3	
Sort of easy	3.2	5.5	8.3	11.5	6.6	
Very easy	1.8	3.2	9.4	11.0	5.6	
N of Valid	278	311	192	200	981	
N of Miss	36	18	34	28	116	

Table 196: During the past 12 months, have you participated in any alcohol prevention programs or seen any alcohol prevention messages in your school or community? Yes, a school-based program focused on preventing underage drinking and/or drinking and driving.



Response	6	8	10	12	Total	
No	47.8	47.7	73.9	75.4	58.9	
Yes	52.2	52.3	26.1	24.6	41.1	
N of Valid	314	329	226	228	1097	
N of Miss	0	0	0	0	0	

Table 197: During the past 12 months, have you participated in any alcohol prevention programs or seen any alcohol prevention messages in your school or community? Yes, a community-based program focused on preventing underage drinking and/or drinking and driving (for example, through your church or temple or through youth groups like Boys and Girls Club or 4-H).



Response	6	8	10	12	Total	
No	87.9	86.3	92.5	93.9	89.6	
Yes	12.1	13.7	7.5	6.1	10.4	
N of Valid	314	329	226	228	1097	
N of Miss	0	0	0	0	0	

Table 198: During the past 12 months, have you participated in any alcohol prevention programs or seen any alcohol prevention messages in your school or community? Yes, a media campaign addressing underage drinking and/or drinking and driving (for example, newspaper ads, posters, pamphlets, radio, TV).



Response	6	8	10	12	Total	
No	88.9	87.2	91.6	88.6	88.9	
Yes	11.1	12.8	8.4	11.4	11.1	
N of Valid	314	329	226	228	1097	
N of Miss	0	0	0	0	0	

Table 199: During the past 12 months, have you participated in any alcohol prevention programs or seen any alcohol prevention messages in your school or community? No



Response	6	8	10	12	Total	
No	67.5	67.8	48.7	42.1	58.4	
Yes	32.5	32.2	51.3	57.9	41.6	
N of Valid	314	329	226	228	1097	
N of Miss	0	0	0	0	0	

Table 200: How wrong do your parents feel it would be for YOU to: drink beer, wine or hard liquor (for example, vodka, whiskey or gin) regularly?


Response	6	8	10	12	Total	
Very wrong	90.3	90.3	73.8	65.3	82.0	
Wrong	8.6	4.8	18.8	20.8	11.9	
A little bit wrong	0.7	3.5	5.2	9.4	4.3	
Not wrong at all	0.4	1.3	2.1	4.5	1.8	
N of Valid	278	310	191	202	981	
N of Miss	36	19	35	26	116	

Table 201: How wrong do your parents feel it would be for YOU to: smoke tobacco?


Response	6	8	10	12	Total	
Very wrong	97.5	91.3	76.0	64.4	84.5	
Wrong	1.4	6.5	12.5	20.8	9.2	
A little bit wrong	0.4	1.3	8.3	5.4	3.3	
Not wrong at all	0.7	1.0	3.1	9.4	3.1	
N of Valid	277	309	192	202	980	
N of Miss	37	20	34	26	117	

Table 202: How wrong do your parents feel it would be for YOU to: smoke marijuana?


Response	6	8	10	12	Total	
Very wrong	97.8	92.2	85.9	74.3	88.8	
Wrong	1.5	4.2	9.4	12.4	6.1	
A little bit wrong	0.4	1.9	1.6	8.4	2.8	
Not wrong at all	0.4	1.6	3.1	5.0	2.3	
N of Valid	275	308	192	202	977	
N of Miss	39	21	34	26	120	

Table 203: How wrong do your parents feel it would be for YOU to: use prescription drugs not prescribed to you?





Response	6	8	10	12	Total	
Very wrong	95.6	93.5	90.1	87.6	92.2	
Wrong	2.9	4.5	5.8	8.9	5.2	
A little bit wrong	1.1	1.0	3.1	2.5	1.7	
Not wrong at all	0.4	1.0	1.0	1.0	0.8	
N of Valid	275	309	191	202	977	
N of Miss	39	20	35	26	120	

Table 204: How wrong do your parents feel it would be for YOU to: steal something worth more than \$5?





Response	6	8	10	12	Total	
Very wrong	90.9	87.0	85.3	84.7	87.3	
Wrong	8.0	10.7	13.1	13.4	11.0	
A little bit wrong	0.7	1.3	0.5	1.5	1.0	
Not wrong at all	0.4	1.0	1.0	0.5	0.7	
N of Valid	275	307	191	202	975	
N of Miss	39	22	35	26	122	

Table 205: How wrong do your parents feel it would be for YOU to: draw graffiti, write things, or draw pictures on buildings or other property (without the owner's permission)?





Response	6	8	10	12	Total	
Very wrong	93.0	86.4	81.2	83.1	86.6	
Wrong	5.5	7.8	14.1	11.9	9.2	
A little bit wrong	0.7	4.2	3.6	2.5	2.8	
Not wrong at all	0.7	1.6	1.0	2.5	1.4	
N of Valid	273	308	192	201	974	
N of Miss	41	21	34	27	123	

Table 206: How wrong do your parents feel it would be for YOU to: pick a fight with someone?





Response	6	8	10	12	Total	
Very wrong	79.9	58.6	52.9	54.2	62.6	
Wrong	13.9	24.9	29.3	28.4	23.4	
A little bit wrong	4.4	13.3	12.6	14.9	11.0	
Not wrong at all	1.8	3.2	5.2	2.5	3.1	
N of Valid	274	309	191	201	975	
N of Miss	40	20	35	27	122	

Table 207: During the past 12 months, have you talked with at least one of your parents about the dangers of underage drinking and/or drinking and driving? By parents, we mean either your biological parents, adoptive parents, stepparents, or adult guardians - whether or not they live with you.



Response	6	8	10	12	Total	
No	41.9	47.4	55.4	51.3	48.3	
Yes	58.1	52.6	44.6	48.7	51.7	
N of Valid	253	302	186	193	934	
N of Miss	61	27	40	35	163	

Table 208: The rules in my family are clear.





Response	6	8	10	12	Total	
NO!	2.6	1.9	2.1	3.5	2.5	
no	4.8	5.8	7.8	7.0	6.2	
yes	21.4	30.5	40.1	43.0	32.4	
YES!	71.2	61.7	50.0	46.5	58.9	
N of Valid	271	308	192	200	971	
N of Miss	43	21	34	28	126	

Table 209: People in my family often insult or yell at each other.

Response	6	8	10	12	Total	
NO!	43.2	27.6	21.4	19.5	29.0	
no	30.8	41.2	45.3	45.5	40.1	
yes	18.0	23.7	24.5	25.0	22.6	
YES!	7.9	7.5	8.9	10.0	8.4	
N of Valid	266	308	192	200	966	
N of Miss	48	21	34	28	131	

Table 210: When I am not at home, one of my parents knows where I am and who I am with.

Response	6	8	10	12	Total	
NO!	3.7	2.6	2.6	2.5	2.9	
no	1.5	4.6	7.9	9.5	5.4	
yes	15.0	29.0	34.7	47.2	30.0	
YES!	79.8	63.8	54.7	40.7	61.7	
N of Valid	267	307	190	199	963	
N of Miss	47	22	36	29	134	

Table 211: We argue about the same things in my family over and over.

Response	6	8	10	12	Total	
NO!	38.7	21.5	15.2	15.5	23.8	
no	32.3	37.8	43.5	43.5	38.6	
yes	19.2	29.6	29.3	28.0	26.3	
YES!	9.8	11.1	12.0	13.0	11.3	
N of Valid	266	307	191	200	964	
N of Miss	48	22	35	28	133	

Table 212: If you drank some beer or wine or liquor (for example, vodka, whiskey, or gin) without your parents' permission, would you be caught by your parents?





Response	6	8	10	12	Total	
NO!	5.6	6.9	10.5	15.0	8.9	
no	5.6	16.4	34.0	40.5	21.9	
yes	10.8	25.9	27.7	24.5	21.8	
YES!	78.0	50.8	27.7	20.0	47.4	
N of Valid	268	305	191	200	964	
N of Miss	46	24	35	28	133	

Table 213: My family has clear rules about alcohol and drug use.





Response	6	8	10	12	Total	
NO!	4.2	2.9	3.7	5.5	4.0	
no	5.7	9.4	8.9	12.1	8.8	
yes	13.6	19.9	32.6	35.2	23.8	
YES!	76.6	67.8	54.7	47.2	63.4	
N of Valid	265	307	190	199	961	
N of Miss	49	22	36	29	136	

Table 214: If you carried a handgun without your parents' permission, would you be caught by your parents?





Response	6	8	10	12	Total	
NO!	3.0	5.2	6.3	6.0	5.0	
no	1.9	7.5	17.8	14.5	9.5	
yes	12.0	23.9	27.7	34.5	23.6	
YES!	83.1	63.3	48.2	45.0	62.0	
N of Valid	266	305	191	200	962	
N of Miss	48	24	35	28	135	

Table 215: If you skipped school would you be caught by your parents?

Response	6	8	10	12	Total
NO!	2.6	4.0	5.2	5.5	4.2
no	3.0	10.2	13.5	20.6	11.1
yes	17.0	22.4	38.5	33.2	26.4
YES!	77.4	63.4	42.7	40.7	58.4
N of Valid	265	303	192	199	959
N of Miss	49	26	34	29	138

Table 216: My parents ask if I've gotten my homework done.

Response	6	8	10	12	Total
NO!	1.9	4.9	7.4	16.1	6.9
no	4.1	10.4	14.2	21.1	11.6
yes	21.7	23.8	33.2	34.7	27.3
YES!	72.3	60.9	45.3	28.1	54.2
N of Valid	267	307	190	199	963
N of Miss	47	22	36	29	134

Table 217: People in my family have serious arguments.

Response	6	8	10	12	Total
NO!	48.1	35.6	20.1	24.1	33.6
no	29.4	39.5	45.5	47.7	39.6
yes	14.1	16.7	22.2	18.1	17.4
YES!	8.4	8.2	12.2	10.1	9.4
N of Valid	262	306	189	199	956
N of Miss	52	23	37	29	141

Table 218: Would your parents know if you did not come home on time?





Response	6	8	10	12	Total	
NO!	3.3	3.9	2.6	9.0	4.6	
no	5.2	9.4	10.5	12.1	9.0	
yes	20.4	29.0	42.1	38.2	31.1	
YES!	71.1	57.7	44.7	40.7	55.4	
N of Valid	270	307	190	199	966	
N of Miss	44	22	36	29	131	

Table 219: Have any of your brothers or sisters ever: drunk beer, wine or hard liquor (for example, vodka, whiskey or gin)?




Response	6	8	10	12	Total	
No	76.4	58.2	41.4	37.9	55.7	
Yes	19.9	36.2	51.3	58.1	39.2	
I don't have any brothers or sisters	3.7	5.6	7.3	4.0	5.1	
N of Valid	267	304	191	198	960	
N of Miss	47	25	35	30	137	

Table 220: Have any of your brothers or sisters ever: smoked marijuana?




Response	6	8	10	12	Total	
No	90.0	78.7	62.8	54.3	73.7	
Yes	6.3	15.4	29.8	41.2	21.1	
I don't have any brothers or sisters	3.7	5.9	7.3	4.5	5.3	
N of Valid	269	305	191	199	964	
N of Miss	45	24	35	29	133	

Table 221: Have any of your brothers or sisters ever: smoked cigarettes?




Response	6	8	10	12	Total	
No	77.6	65.6	51.3	47.2	62.3	
Yes	18.7	28.8	40.8	48.7	32.5	
I don't have any brothers or sisters	3.7	5.6	7.9	4.0	5.2	
N of Valid	268	302	191	199	960	
N of Miss	46	27	35	29	137	

Table 222: Have any of your brothers or sisters ever: taken a handgun to school?




Response	6	8	10	12	Total	
No	96.2	93.1	91.1	95.0	94.0	
Yes	0.0	1.0	1.6	1.0	0.8	
I don't have any brothers or sisters	3.8	5.9	7.3	4.0	5.2	
N of Valid	265	305	191	199	960	
N of Miss	49	24	35	29	137	

Table 223: Have any of your brothers or sisters ever: been suspended or expelled from school?




Response	6	8	10	12	Total	
No	75.7	73.5	69.1	69.2	72.3	
Yes	20.5	20.9	23.0	26.8	22.4	
I don't have any brothers or sisters	3.8	5.6	7.9	4.0	5.2	
N of Valid	263	306	191	198	958	
N of Miss	51	23	35	30	139	

Table 224: Have you changed homes in the past year (the last 12 months)?



Response	6	8	10	12	Total	
No	76.4	75.8	79.1	80.5	77.6	
Yes	23.6	24.2	20.9	19.5	22.4	
N of Valid	267	306	191	200	964	
N of Miss	47	23	35	28	133	

Table 225: How many times have you changed homes since kindergarten?






Response	6	8	10	12	Total	
Never	38.0	32.3	33.2	23.6	32.3	
1 or 2 times	32.5	34.0	30.0	35.2	33.0	
3 or 4 times	19.2	16.5	19.5	19.1	18.4	
5 or 6 times	5.5	8.6	7.9	12.6	8.4	
7 or more times	4.8	8.6	9.5	9.5	7.9	
N of Valid	271	303	190	199	963	
N of Miss	43	26	36	29	134	

Table 226: Have you changed schools (including changing from elementary to middle and middle to high school) in the past year?



Response	6	8	10	12	Total	
No	67.9	76.2	57.7	83.4	71.7	
Yes	32.1	23.8	42.3	16.6	28.3	
N of Valid	265	302	189	199	955	
N of Miss	49	27	37	29	142	

Table 227: How many times have you changed schools since kindergarten (including changing from elementary to middle and middle to high school)?






Response	6	8	10	12	Total	
Never	32.6	20.9	24.7	24.0	25.6	
1 or 2 times	44.8	38.2	24.7	18.5	33.3	
3 or 4 times	14.8	26.2	29.5	36.0	25.7	
5 or 6 times	4.8	9.6	11.6	13.0	9.4	
7 or more times	3.0	5.0	9.5	8.5	6.0	
N of Valid	270	301	190	200	961	
N of Miss	44	28	36	28	136	

Table 228: Has anyone in your family ever had severe alcohol or drug problems?



Response	6	8	10	12	Total	
No	73.8	66.2	56.8	47.7	62.6	
Yes	26.2	33.8	43.2	52.3	37.4	
N of Valid	267	302	190	199	958	
N of Miss	47	27	36	29	139	

Table 229: About how many adults (over 21) have you known personally who in the past year have: used marijuana, crack, cocaine, or other drugs?






Response	6	8	10	12	Total	
0	79.0	72.6	61.8	46.5	66.8	
1	9.7	12.2	16.2	13.6	12.6	
2	5.2	4.3	9.9	10.6	7.0	
03/04/13	4.9	6.6	5.2	12.1	7.0	
5	1.1	4.3	6.8	17.2	6.6	
N of Valid	267	303	191	198	959	
N of Miss	47	26	35	30	138	

Table 230: About how many adults (over 21) have you known personally who in the past year have: sold or dealt drugs?






Response	6	8	10	12	Total	
0	93.6	86.0	75.8	62.1	81.1	
1	3.0	6.3	12.1	12.6	7.9	
2	2.3	2.3	6.8	12.1	5.2	
03/04/13	0.8	3.7	2.1	6.6	3.1	
5	0.4	1.7	3.2	6.6	2.6	
N of Valid	264	301	190	198	953	
N of Miss	50	28	36	30	144	

Table 231: About how many adults (over 21) have you known personally who in the past year have: done other things that could get them in trouble with the police, like stealing, selling stolen goods, mugging or assaulting others, etc.?






Response	6	8	10	12	Total	
0	90.2	78.9	68.4	65.7	77.2	
1	5.3	10.1	16.3	11.1	10.2	
2	1.9	3.4	7.4	6.6	4.4	
03/04/13	1.5	3.7	2.6	6.6	3.5	
5	1.1	4.0	5.3	10.1	4.7	
N of Valid	264	298	190	198	950	
N of Miss	50	31	36	30	147	

Table 232: About how many adults (over 21) have you known personally who in the past year have: gotten drunk or high?






Response	6	8	10	12	Total	
0	65.0	48.7	30.0	23.6	44.3	
1	17.3	18.5	28.4	15.1	19.4	
2	6.8	10.7	10.5	13.1	10.1	
03/04/13	4.9	7.7	4.7	15.1	7.9	
5	6.0	14.4	26.3	33.2	18.4	
N of Valid	266	298	190	199	953	
N of Miss	48	31	36	29	144	

Table 233: Have you seen or heard information about underage drinking in the past 12 months from the following sources? Radio



Response	6	8	10	12	Total	
No	67.0	56.5	56.5	49.5	58.0	
Yes	33.0	43.5	43.5	50.5	42.0	
N of Valid	273	301	191	204	969	
N of Miss	41	28	35	24	128	

Table 234: Have you seen or heard information about underage drinking in the past 12 months from the following sources? TV.



Response	6	8	10	12	Total	
No	43.4	36.5	34.6	29.9	36.7	
Yes	56.6	63.5	65.4	70.1	63.3	
N of Valid	274	299	191	204	968	
N of Miss	40	30	35	24	129	

Table 235: Have you seen or heard information about underage drinking in the past 12 months from the following sources? Print. This includes information on underage drinking you may have seen in the newspaper, on a billboard, in pamphlets, on stickers, etc.



Response	6	8	10	12	Total	
No	46.0	36.7	46.6	40.2	42.0	
Yes	54.0	63.3	53.4	59.8	58.0	
N of Valid	272	300	189	204	965	
N of Miss	42	29	37	24	132	

Table 236: Have you seen or heard information about underage drinking in the past 12 months from the following sources? Website or social media? (Facebook, Myspace, website, etc.)



Response	6	8	10	12	Total	
No	57.7	46.0	46.6	43.6	48.9	
Yes	42.3	54.0	53.4	56.4	51.1	
N of Valid	274	300	191	204	969	
N of Miss	40	29	35	24	128	

Table 237: The next questions ask about your opinions of the information you saw or heard. If you have seen or heard more than one ad, please think about your favorite ad when answering these questions. The information about underage drinking that I saw or heard was convincing.






Response	6	8	10	12	Total	
NO!	19.5	13.4	17.3	12.4	15.7	
no	9.4	12.4	18.8	24.3	15.3	
yes	17.7	31.1	29.8	35.6	28.1	
YES!	27.8	26.1	19.4	13.4	22.5	
I have not seen or heard any ads about underage drinking in the past 12 months.	25.6	17.1	14.7	14.4	18.4	
N of Valid	266	299	191	202	958	
N of Miss	48	30	35	26	139	

Table 238: The next questions ask about your opinions of the information you saw or heard. If you have seen or heard more than one ad, please think about your favorite ad when answering these questions. The information about underage drinking that I saw or heard grabbed my attention.






Response	6	8	10	12	Total	
NO!	20.5	12.8	13.7	12.4	15.0	
no	11.0	19.2	24.2	23.8	18.9	
yes	20.2	27.9	31.6	36.6	28.4	
YES!	25.9	25.6	15.3	14.4	21.2	
I have not seen or heard any ads about underage drinking in the past 12 months.	22.4	14.5	15.3	12.9	16.5	
N of Valid	263	297	190	202	952	
N of Miss	51	32	36	26	145	

Table 239: The next questions ask about your opinions of the information you saw or heard. If you have seen or heard more than one ad, please think about your favorite ad when answering these questions. The information about underage drinking that I saw or heard said something important to me.

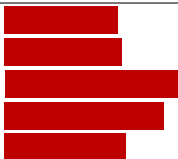
Response	6	8	10	12	Total	
NO!	21.0	12.4	16.8	14.4	16.1	
no	6.9	16.1	23.7	23.8	16.7	
yes	16.8	28.9	28.9	31.7	26.2	
YES!	32.1	26.8	15.3	16.3	23.7	
I have not seen or heard any ads about underage drinking in the past 12 months.	23.3	15.8	15.3	13.9	17.3	
N of Valid	262	298	190	202	952	
N of Miss	52	31	36	26	145	

Table 240: The next questions ask about your opinions of the information you saw or heard. If you have seen or heard more than one ad, please think about your favorite ad when answering these questions. Seeing or hearing this information about underage drinking made me want to stop or decrease my drinking.

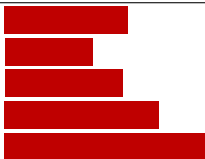

Response	6	8	10	12	Total	
NO!	20.6	15.4	19.6	16.0	17.8	
no	3.2	10.0	14.7	22.7	11.8	
yes	6.9	13.6	26.1	25.3	16.8	
YES!	22.7	30.1	17.4	18.0	22.9	
I have not seen or heard any ads about underage drinking in the past 12 months.	46.6	30.8	22.3	18.0	30.6	
N of Valid	247	279	184	194	904	
N of Miss	67	50	42	34	193	

Table 241: How honest were you in filling out this survey?

Response	6	8	10	12	Total	
I was very honest	90.8	83.8	80.7	83.7	85.2	
I was honest pretty much of the time	7.7	13.5	15.6	12.9	12.2	
I was honest some of the time	1.1	1.3	2.6	2.9	1.8	
I was honest once in a while	0.4	1.3	1.0	0.5	0.8	
I was not honest at all	0.0	0.0	0.0	0.0	0.0	
N of Valid	273	303	192	209	977	
N of Miss	41	26	34	19	120	