

2012 APNA

Arkansas Prevention Needs Assessment Student Survey



Benton County Tables

Arkansas Department of Human Services
Division of Behavioral Health Services
Prevention Services

Conducted by International Survey Associates dba Pride Surveys

Contents

1	INTRODUCTION	10
2	PERCENTAGE TABLES	15

List of Tables

1	Sex	16
2	Age	16
3	Are you Hispanic or Latino?	16
4	What is your race? Black or African American	17
5	What is your race? Asian	17
6	What is your race? American Indian	17
7	What is your race? Alaska Native	17
8	What is your race? White	18
9	What is your race? Native Hawaiian or Other Pacific Islander	18
10	What is your race? Other	18
11	What is the highest level of schooling completed by your mother or father?	19
12	Think of where you live most of the time. Which of the following people live there with you? Mother	19
13	Think of where you live most of the time. Which of the following people live there with you? Stepmother	19
14	Think of where you live most of the time. Which of the following people live there with you? Foster Mother	20
15	Think of where you live most of the time. Which of the following people live there with you? Grandmother	20
16	Think of where you live most of the time. Which of the following people live there with you? Aunt	20
17	Think of where you live most of the time. Which of the following people live there with you? Father	20
18	Think of where you live most of the time. Which of the following people live there with you? Stepfather	21
19	Think of where you live most of the time. Which of the following people live there with you? Foster Father	21
20	Think of where you live most of the time. Which of the following people live there with you? Grandfather	21
21	Think of where you live most of the time. Which of the following people live there with you? Uncle	21
22	Think of where you live most of the time. Which of the following people live there with you? Other Adults	22
23	Think of where you live most of the time. Which of the following people live there with you? Brother(s)	22
24	Think of where you live most of the time. Which of the following people live there with you? Stepbrother(s)	22
25	Think of where you live most of the time. Which of the following people live there with you? Sister(s)	22
26	Think of where you live most of the time. Which of the following people live there with you? Stepsister(s)	23

27	Think of where you live most of the time. Which of the following people live there with you? Other Children	23
28	In my school, students have lots of chances to help decide things like class activities and rules.	23
29	Teachers ask me to work on special classroom projects.	23
30	My teacher(s) notices when I am doing a good job and lets me know about it.	24
31	There are lots of chances for students in my school to get involved in sports, clubs, and other school activities outside of class.	24
32	There are lots of chances for students in my school to talk with a teacher one-on-one.	24
33	I feel safe at my school.	25
34	The school lets my parents know when I have done something well.	25
35	My teachers praise me when I work hard in school.	25
36	Are your school grades better than the grades of most students in your class?	26
37	I have lots of chances to be part of class discussions or activities.	26
38	Now thinking back over the past year in school, how often did you: enjoy being in school?	26
39	Now thinking back over the past year in school, how often did you: hate being in school?	27
40	Now thinking back over the past year in school, how often did you: try to do your best work in school?	27
41	How often do you feel that the school work you are assigned is meaningful and important?	27
42	Putting them all together, what were your grades like last year?	28
43	How important do you think the things you are learning in school are going to be for your later life?	28
44	How interesting are most of your courses to you?	28
45	During the LAST FOUR WEEKS how many whole days of school have you missed because you skipped or 'cut'?	29
46	What are the chances you would be seen as cool if you: smoked cigarettes?	29
47	What are the chances you would be seen as cool if you: worked hard at school?	29
48	What are the chances you would be seen as cool if you: began drinking alcoholic beverages regularly, that is, at least once or twice a month?	30
49	What are the chances you would be seen as cool if you: defended someone who was being verbally abused at school?	30
50	What are the chances you would be seen as cool if you: smoked marijuana?	30
51	What are the chances you would be seen as cool if you: carried a handgun?	31

52	Think of your four best friends (the friends you feel closest to). In the past year (12 months), how many of your best friends have: participated in clubs, organizations or activities at school?	31
53	Think of your four best friends (the friends you feel closest to). In the past year (12 months), how many of your best friends have: smoked cigarettes?	31
54	Think of your four best friends (the friends you feel closest to). In the past year (12 months), how many of your best friends have: tried beer, wine or hard liquor (for example, vodka, whiskey, or gin) when their parents didn't know about it?	32
55	Think of your four best friends (the friends you feel closest to). In the past year (12 months), how many of your best friends have: made a commitment to stay drug-free?	32
56	Think of your four best friends (the friends you feel closest to). In the past year (12 months), how many of your best friends have: used marijuana?	32
57	Think of your four best friends (the friends you feel closest to). In the past year (12 months), how many of your best friends have: used prescription drugs or non-prescription drugs for the purposes of getting high?	33
58	Think of your four best friends (the friends you feel closest to). In the past year (12 months), how many of your best friends have: used synthetic marijuana (K2, spice) or bath salts?	33
59	Think of your four best friends (the friends you feel closest to). In the past year (12 months), how many of your best friends have: used LSD, cocaine, amphetamines, or other illegal drugs?	33
60	Think of your four best friends (the friends you feel closest to). In the past year (12 months), how many of your best friends have: tried to do well in school?	34
61	Think of your four best friends (the friends you feel closest to). In the past year (12 months), how many of your best friends have: been suspended from school?	34
62	Think of your four best friends (the friends you feel closest to). In the past year (12 months), how many of your best friends have: liked school?	34
63	Think of your four best friends (the friends you feel closest to). In the past year (12 months), how many of your best friends have: carried a handgun?	35
64	Think of your four best friends (the friends you feel closest to). In the past year (12 months), how many of your best friends have: sold illegal drugs?	35
65	Think of your four best friends (the friends you feel closest to). In the past year (12 months), how many of your best friends have: regularly attended religious services?	35

66	Think of your four best friends (the friends you feel closest to). In the past year (12 months), how many of your best friends have: stolen or tried to steal a motor vehicle such as a car or motorcycle?	36
67	Think of your four best friends (the friends you feel closest to). In the past year (12 months), how many of your best friends have: been arrested?	36
68	Think of your four best friends (the friends you feel closest to). In the past year (12 months), how many of your best friends have: dropped out of school?	36
69	Think of your four best friends (the friends you feel closest to). In the past year (12 months), how many of your best friends have: been members of a gang?	37
70	How old were you when you first: smoked marijuana?	37
71	How old were you when you first: smoked a cigarette, even just a puff?	38
72	How old were you when you first: had more than a sip or two of beer, wine or hard liquor (for example, vodka, whiskey, or gin)?	38
73	How old were you when you first: began drinking alcoholic beverages regularly, that is, at least once or twice a month?	39
74	How old were you when you first: used Daztrex?	39
75	How old were you when you first: got suspended from school?	40
76	How old were you when you first: got arrested?	40
77	How old were you when you first: carried a handgun?	41
78	How old were you when you first: attacked someone with the idea of seriously hurting them?	41
79	How old were you when you first: belonged to a gang?	42
80	How wrong do you think it is for someone your age to: take a handgun to school?	42
81	How wrong do you think it is for someone your age to: steal anything worth more than \$5?	42
82	How wrong do you think it is for someone your age to: pick a fight with someone?	43
83	How wrong do you think it is for someone your age to: attack someone with the idea of seriously hurting them?	43
84	How wrong do you think it is for someone your age to: stay away from school all day when their parents think they are at school?	43
85	How wrong do you think it is for someone your age to: drink beer, wine or hard liquor (for example, vodka, whiskey, or gin) regularly?	44
86	How wrong do you think it is for someone your age to: smoke cigarettes?	44
87	How wrong do you think it is for someone your age to: smoke marijuana?	44
88	How wrong do you think it is for someone your age to: use prescription drugs or non-prescription drugs for the purpose of getting high?	45

89	How wrong do you think it is for someone your age to: use synthetic marijuana (K2, spice) or bath salts?	45
90	How wrong do you think it is for someone your age to: use LSD, cocaine, amphetamines or another illegal drug?	45
91	At school during the past 12 months, did you receive help from the resource teacher, speech therapist or other special education teacher?	46
92	How many times in the past year (12 months) have you: been suspended from school?	46
93	How many times in the past year (12 months) have you: carried a handgun?	46
94	How many times in the past year (12 months) have you: sold illegal drugs?	47
95	How many times in the past year (12 months) have you: stolen or tried to steal a motor vehicle such as a car or motorcycle?	47
96	How many times in the past year (12 months) have you: participated in clubs, organizations or activities at school?	48
97	How many times in the past year (12 months) have you: been arrested?	48
98	How many times in the past year (12 months) have you: attacked someone with the idea of seriously hurting them?	49
99	How many times in the past year (12 months) have you: been drunk or high at school?	49
100	How many times in the past year (12 months) have you: taken a handgun to school?	50
101	Are you currently on probation, or assigned a probation officer with Juvenile Court?	50
102	Have you ever belonged to a gang?	50
103	If you have ever belonged to a gang, did that gang have a name?	51
104	You are at a party at someone's house, and one of your friends offers you a drink containing alcohol. What would you say or do?	51
105	How often do you attend religious services or activities?	51
106	I think sometimes it's okay to cheat at school.	52
107	It is important to think before you act.	52
108	Sometimes I think that life is not worth it.	52
109	At times I think I am no good at all.	53
110	All in all, I am inclined to think that I am a failure.	53
111	In the past year, have you felt depressed or sad MOST days, even if you felt okay sometimes?	53
112	It is all right to beat up people if they start the fight.	54
113	I think it is okay to take something without asking if you can get away with it.	54
114	Where do you get the most information about living a drug and alcohol free life? Parents/guardians	54
115	Where do you get the most information about living a drug and alcohol free life? Friends	55

116	Where do you get the most information about living a drug and alcohol free life? Family members	55
117	Where do you get the most information about living a drug and alcohol free life? School	55
118	Where do you get the most information about living a drug and alcohol free life? Internet	56
119	Where do you get the most information about living a drug and alcohol free life? TV	56
120	Where do you get the most information about living a drug and alcohol free life? Social media	56
121	How much do you think people risk harming themselves (physically or in other ways) if they: smoked one or more packs of cigarettes per day?	57
122	How much do you think people risk harming themselves (physically or in other ways) if they: try marijuana once or twice?	57
123	How much do you think people risk harming themselves (physically or in other ways) if they: smoke marijuana once or twice a week?	57
124	How much do you think people risk harming themselves (physically or in other ways) if they: take one or two drinks of an alcoholic beverage (beer, wine, liquor) nearly every day?	58
125	How much do you think people risk harming themselves (physically or in other ways) if they: have five or more drinks of an alcoholic beverage once or twice each weekend?	58
126	How much do you think people risk harming themselves (physically or in other ways) if they: use prescription drugs that are not prescribed to them?	58
127	How much do you think people risk harming themselves (physically or in other ways) if they: use non-prescription drugs to get high?	59
128	Have you ever used smokeless tobacco (chew, snuff, plug, dipping tobacco, or chewing tobacco)?	59
129	How often have you taken smokeless tobacco during the past 30 days?	59
130	Have you ever smoked cigarettes?	60
131	How frequently have you smoked cigarettes during the past 30 days?	60
132	Which statement best describes rules about smoking inside your home?	60
133	Which statement best describes rules about smoking in your family cars?	61
134	During this school year, were you taught in any of your classes about the dangers of tobacco use?	61
135	During the past 12 months, have you participated in any community activities to discourage people your age from using cigarettes, chewing tobacco, snuff, dip or cigars?	61
136	Think back over the last two weeks. How many times have you had five or more alcoholic drinks in a row?	62

137	During the past 30 days, how many times did you ride in a car or other vehicle driven by someone who had been drinking alcohol or using drugs to get high?	62
138	During the past 30 days, how many times did you drive a car or other vehicle when you had been drinking alcohol or using drugs to get high?	62
139	If you drank alcohol (not just a sip or taste) in the past year, how did you usually get it?	63
140	If you drank alcohol (not just a sip or taste) in the past year, where did you usually drink it?	63
141	How do you feel about someone your age having one or two drinks of an alcoholic beverage nearly every day?	64
142	On how many occasions have you had alcoholic beverages (beer, wine or hard liquor) to drink in your lifetime - more than just a few sips?	64
143	On how many occasions have you drunk one of more drinks of an alcoholic beverage during the past 30 days?	64
144	On how many occasions have you used marijuana (grass, pot) or hashish (hash, hash oil) in your lifetime?	65
145	On how many occasions have you used marijuana (grass, pot) or hashish (hash, hash oil) during the past 30 days?	65
146	On how many occasions have you used LSD or other psychedelics in your lifetime?	65
147	On how many occasions have you used LSD or other psychedelics during the past 30 days?	66
148	On how many occasions have you used cocaine or crack in your lifetime?	66
149	On how many occasions have you used cocaine or crack during the past 30 days?	66
150	On how many occasions have you sniffed glue, breathed the contents of an aerosol spray can, or inhaled other gases or sprays, in order to get high in your lifetime?	67
151	On how many occasions have you sniffed glue, breathed the contents of an aerosol spray can, or inhaled other gases or sprays, in order to get high during the past 30 days?	67
152	On how many occasions have you used Daztrex in your lifetime?	68
153	On how many occasions have you used Daztrex during the past 30 days?	68
154	On how many occasions have you used synthetic marijuana in your lifetime?	68
155	On how many occasions have you used synthetic marijuana during the past 30 days?	69
156	On how many occasions have you used methamphetamines (meth, speed, crank, crystal meth) in your lifetime?	69

157	On how many occasions have you used methamphetamines (meth, speed, crank, crystal meth) in the past 30 days?	69
158	On how many occasions have you used other chemical products (bath salts, plant food, etc.) in your lifetime?	70
159	On how many occasions have you used other chemical products (bath salts, plant food, etc.) during the past 30 days?	70
160	On how many occasions have you used heroin or other opiates in your lifetime?	70
161	On how many occasions have you used heroin or other opiates during the past 30 days?	71
162	On how many occasions have you used MDMA ('X', 'E', or ecstasy) in your lifetime?	71
163	On how many occasions have you used MDMA ('X', 'E', or ecstasy) during the past 30 days?	71
164	On how many occasions have you taken prescription drugs (such as Valium, Xanax, Ritalin, Adderall, OxyContin, Darvocet, or sleeping pills) not prescribed to you in your lifetime?	72
165	On how many occasions have you taken prescription drugs (such as Valium, Xanax, Ritalin, Adderall, OxyContin, Darvocet, or sleeping pills) not prescribed to you during the past 30 days?	72
166	On how many occasions have you taken non-prescription medicines such as diet pills (for example, Dietac, Dexatrim or Prolamine), stay-awake pills (for example No-Doz, Vivarin, or Wake), or cough or cold medicines (robos, DXM, etc.) to get high in your lifetime?	73
167	On how many occasions have you taken non-prescription medicines such as diet pills (for example, Dietac, Dexatrim or Prolamine), stay-awake pills (for example No-Doz, Vivarin, or Wake), or cough or cold medicines (robos, DXM, etc.) to get high during the past 30 days?	73
168	On how many occasions have you been drunk or very high from drinking alcoholic beverages during the past 30 days?	74
169	On how many occasions have you drunk flavored alcoholic beverages, sometimes called 'alcopops' (like Mike's Hard Lemonade, Smirnoff Ice, Bacardi Breezers, etc.) in your lifetime?	74
170	On how many occasions have you drunk flavored alcoholic beverages, sometimes called 'alcopops' (like Mike's Hard Lemonade, Smirnoff Ice, Bacardi Breezers, etc.) during the past 30 days?	75
171	If you used prescription drugs or over the counter drugs without a doctor telling you to use it or for the purpose of getting high, where did you get these drugs?	75
172	During the last month, about how many marijuana cigarettes, or the equivalent, did you smoke a day, on the average?	76
173	How wrong do your friends feel it would be for YOU to: drink alcohol?	76
174	How wrong do your friends feel it would be for YOU to: smoke tobacco?	76

175	How wrong do your friends feel it would be for YOU to: smoke marijuana?	77
176	How wrong do your friends feel it would be for YOU to: use prescription drugs not prescribed to you	77
177	How wrong would most adults (over 21) in your neighborhood think it is for kids your age: to use marijuana?	77
178	How wrong would most adults (over 21) in your neighborhood think it is for kids your age: to drink alcohol?	78
179	How wrong would most adults (over 21) in your neighborhood think it is for kids your age: to smoke cigarettes?	78
180	How much do each of the following statements describe your neighborhood? crime and/or drug selling	78
181	How much do each of the following statements describe your neighborhood? fights	79
182	How much do each of the following statements describe your neighborhood? lots of empty or abandoned buildings	79
183	How much do each of the following statements describe your neighborhood? lots of graffiti	79
184	I feel safe in my neighborhood.	80
185	If a kid smoked marijuana in your neighborhood would he or she be caught by the police?	80
186	If a kid drank some beer, wine or hard liquor (for example, vodka, whiskey, or gin) in your neighborhood would he or she be caught by the police?	80
187	If a kid carried a handgun in your neighborhood would he or she be caught by the police?	81
188	If you wanted to get some cigarettes, how easy would it be for you to get some?	81
189	If you wanted to get some beer, wine or hard liquor (for example, vodka, whiskey, or gin), how easy would it be for you to get some?	81
190	If you wanted to get a drug like cocaine, LSD, or amphetamines, how easy would it be for you to get some?	82
191	If you wanted to get a handgun, how easy would it be for you to get one?	82
192	If you wanted to get some marijuana, how easy would it be for you to get some?	82
193	If you wanted to get prescription drugs for the purpose of getting high, how easy would it be for you to get some?	83
194	If you wanted to get synthetic marijuana such as K2 or chemical products such as bath salts to get high, how easy would it be for you to get some?	83
195	If you wanted to get steroids to enhance athletic performance, how easy would it be for you to get some?	83

196	During the past 12 months, have you participated in any alcohol prevention programs or seen any alcohol prevention messages in your school or community? Yes, a school-based program focused on preventing underage drinking and/or drinking and driving. . . .	84
197	During the past 12 months, have you participated in any alcohol prevention programs or seen any alcohol prevention messages in your school or community? Yes, a community-based program focused on preventing underage drinking and/or drinking and driving (for example, through your church or temple or through youth groups like Boys and Girls Club or 4-H). . . .	84
198	During the past 12 months, have you participated in any alcohol prevention programs or seen any alcohol prevention messages in your school or community? Yes, a media campaign addressing underage drinking and/or drinking and driving (for example, newspaper ads, posters, pamphlets, radio, TV). . . .	84
199	During the past 12 months, have you participated in any alcohol prevention programs or seen any alcohol prevention messages in your school or community? No	84
200	How wrong do your parents feel it would be for YOU to: drink beer, wine or hard liquor (for example, vodka, whiskey or gin) regularly? .	85
201	How wrong do your parents feel it would be for YOU to: smoke tobacco?	85
202	How wrong do your parents feel it would be for YOU to: smoke marijuana?	85
203	How wrong do your parents feel it would be for YOU to: use prescription drugs not prescribed to you?	86
204	How wrong do your parents feel it would be for YOU to: steal something worth more than \$5?	86
205	How wrong do your parents feel it would be for YOU to: draw graffiti, write things, or draw pictures on buildings or other property (without the owner's permission)?	86
206	How wrong do your parents feel it would be for YOU to: pick a fight with someone?	87
207	During the past 12 months, have you talked with at least one of your parents about the dangers of underage drinking and/or drinking and driving? By parents, we mean either your biological parents, adoptive parents, stepparents, or adult guardians - whether or not they live with you. . . .	87
208	The rules in my family are clear. . . .	87
209	People in my family often insult or yell at each other. . . .	88
210	When I am not at home, one of my parents knows where I am and who I am with. . . .	88
211	We argue about the same things in my family over and over. . . .	88

212	If you drank some beer or wine or liquor (for example, vodka, whiskey, or gin) without your parents' permission, would you be caught by your parents?	89
213	My family has clear rules about alcohol and drug use. . . .	89
214	If you carried a handgun without your parents' permission, would you be caught by your parents?	89
215	If you skipped school would you be caught by your parents?	90
216	My parents ask if I've gotten my homework done. . . .	90
217	People in my family have serious arguments. . . .	90
218	Would your parents know if you did not come home on time?	91
219	Have any of your brothers or sisters ever: drunk beer, wine or hard liquor (for example, vodka, whiskey or gin)?	91
220	Have any of your brothers or sisters ever: smoked marijuana?	91
221	Have any of your brothers or sisters ever: smoked cigarettes?	91
222	Have any of your brothers or sisters ever: taken a handgun to school? .	92
223	Have any of your brothers or sisters ever: been suspended or expelled from school?	92
224	Have you changed homes in the past year (the last 12 months)? . . .	92
225	How many times have you changed homes since kindergarten?	92
226	Have you changed schools (including changing from elementary to middle and middle to high school) in the past year?	93
227	How many times have you changed schools since kindergarten (including changing from elementary to middle and middle to high school)?	93
228	Has anyone in your family ever had severe alcohol or drug problems? .	93
229	About how many adults (over 21) have you known personally who in the past year have: used marijuana, crack, cocaine, or other drugs? .	94
230	About how many adults (over 21) have you known personally who in the past year have: sold or dealt drugs?	94
231	About how many adults (over 21) have you known personally who in the past year have: done other things that could get them in trouble with the police, like stealing, selling stolen goods, mugging or assaulting others, etc.?	94
232	About how many adults (over 21) have you known personally who in the past year have: gotten drunk or high?	95
233	Have you seen or heard information about underage drinking in the past 12 months from the following sources? Radio	95
234	Have you seen or heard information about underage drinking in the past 12 months from the following sources? TV. . . .	95
235	Have you seen or heard information about underage drinking in the past 12 months from the following sources? Print. This includes information on underage drinking you may have seen in the newspaper, on a billboard, in pamphlets, on stickers, etc. . . .	95

236	Have you seen or heard information about underage drinking in the past 12 months from the following sources? Website or social media? (Facebook, Myspace, website, etc.)	96
237	The next questions ask about your opinions of the information you saw or heard. If you have seen or heard more than one ad, please think about your favorite ad when answering these questions. The information about underage drinking that I saw or heard was convincing.	96
238	The next questions ask about your opinions of the information you saw or heard. If you have seen or heard more than one ad, please think about your favorite ad when answering these questions. The information about underage drinking that I saw or heard grabbed my attention.	96
239	The next questions ask about your opinions of the information you saw or heard. If you have seen or heard more than one ad, please think about your favorite ad when answering these questions. The information about underage drinking that I saw or heard said something important to me.	97
240	The next questions ask about your opinions of the information you saw or heard. If you have seen or heard more than one ad, please think about your favorite ad when answering these questions. Seeing or hearing this information about underage drinking made me want to stop or decrease my drinking.	97
241	How honest were you in filling out this survey?	97

List of Figures

1	Grade Chart	11
2	Gender Chart	12
3	Age Chart	13
4	Ethnic Origin Chart	14

1 INTRODUCTION

This report was generated from data collected on the *2012 Arkansas Prevention Needs Assessment Student Survey*. This report contains basic frequency tables of all data collected and graphs on the selected demographic variables of grade, gender, age and ethnic origin. The graph on ethnic origin is represented as a bar chart rather than as a pie chart. This is because students were allowed to mark more than one response for ethnic origin as opposed to being allowed to mark only one response. The bars represent the percent of students who marked each of the ethnic categories.

Questions regarding the information found in this report can be directed to:

Pride Surveys

160 Vanderbilt Court
Bowling Green, KY 42103
1-800-279-6361
www.pridesurveys.com

Grade Chart

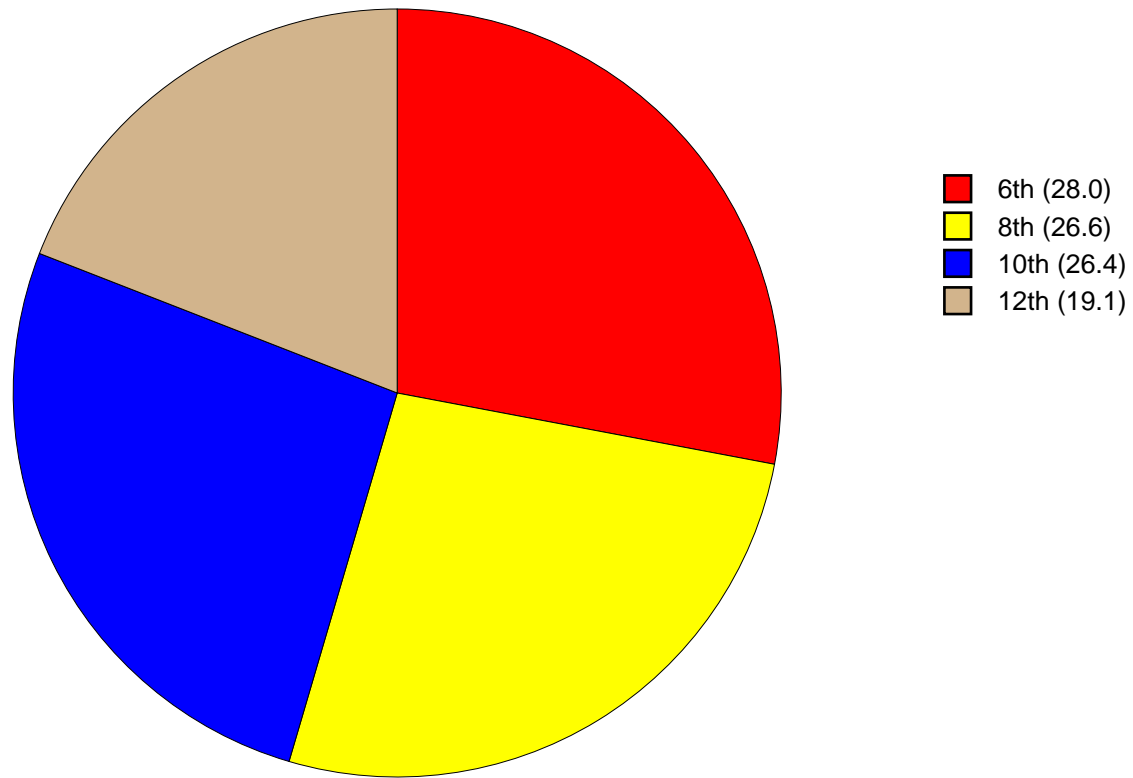


Figure 1: Grade Chart

Gender Chart

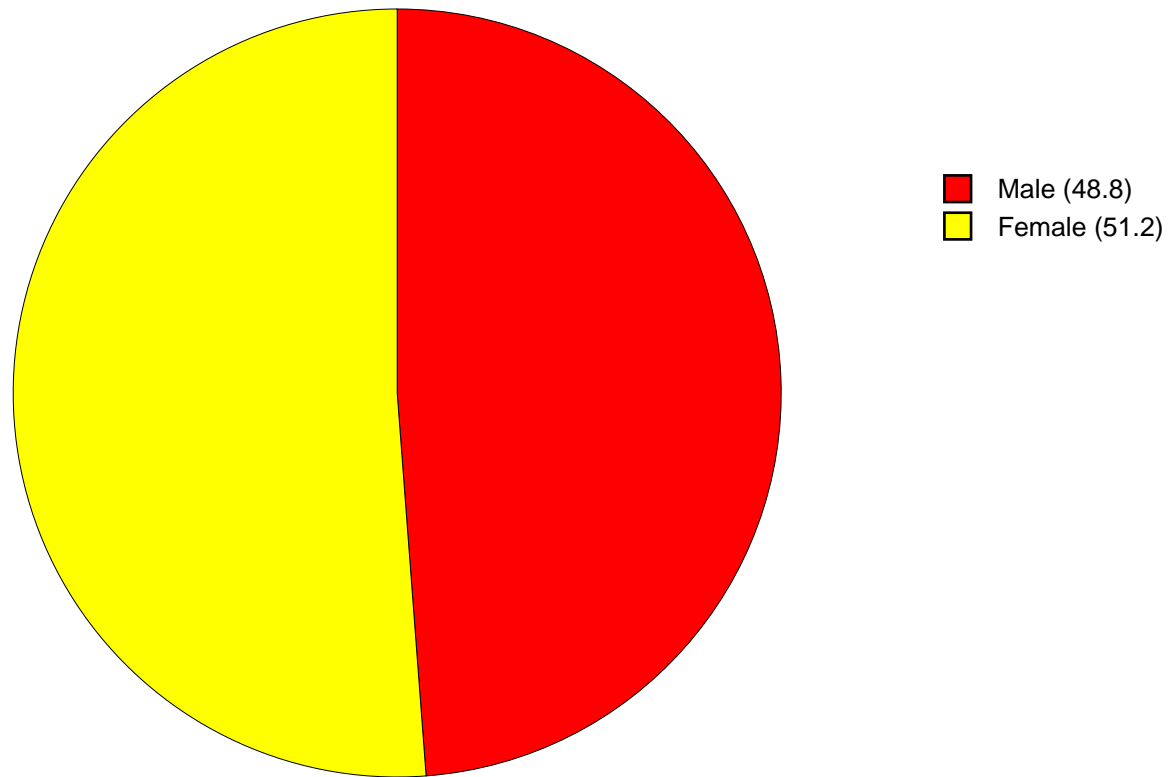


Figure 2: Gender Chart

Age Chart

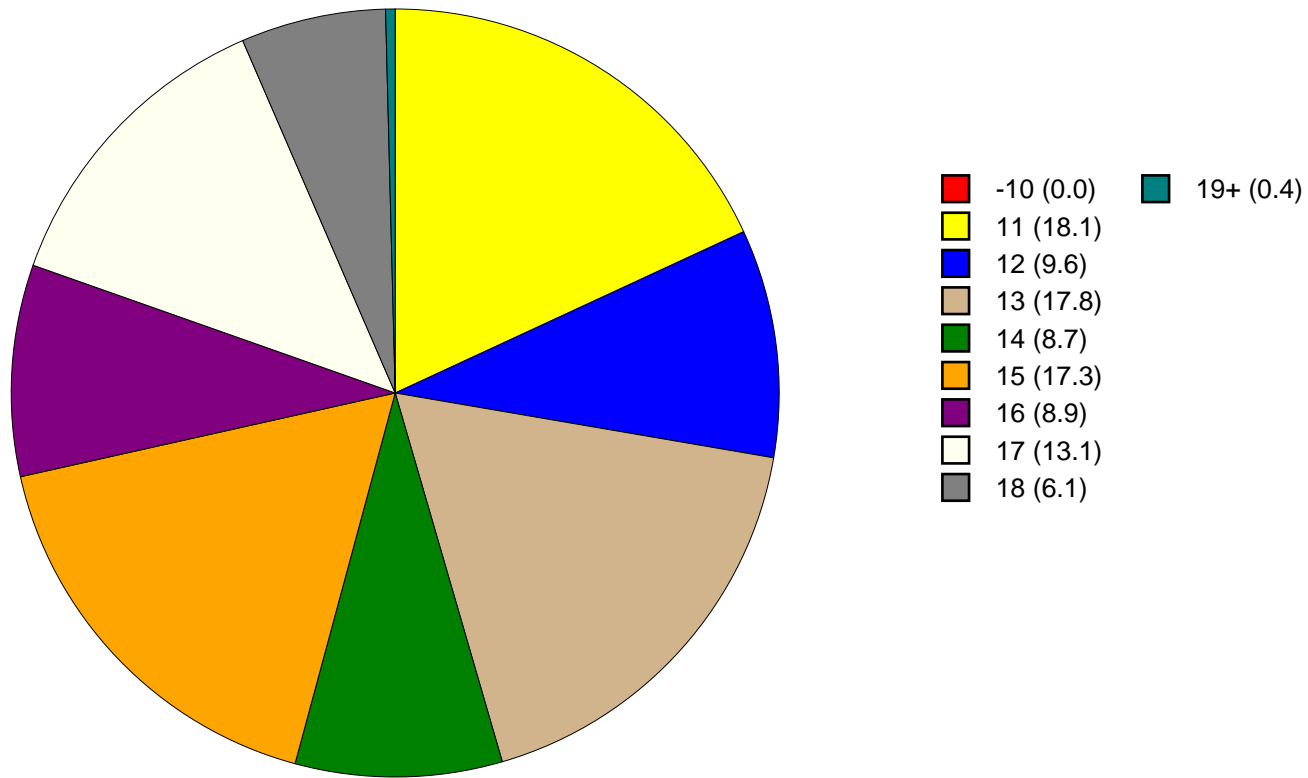


Figure 3: Age Chart

Ethnic Origin Chart

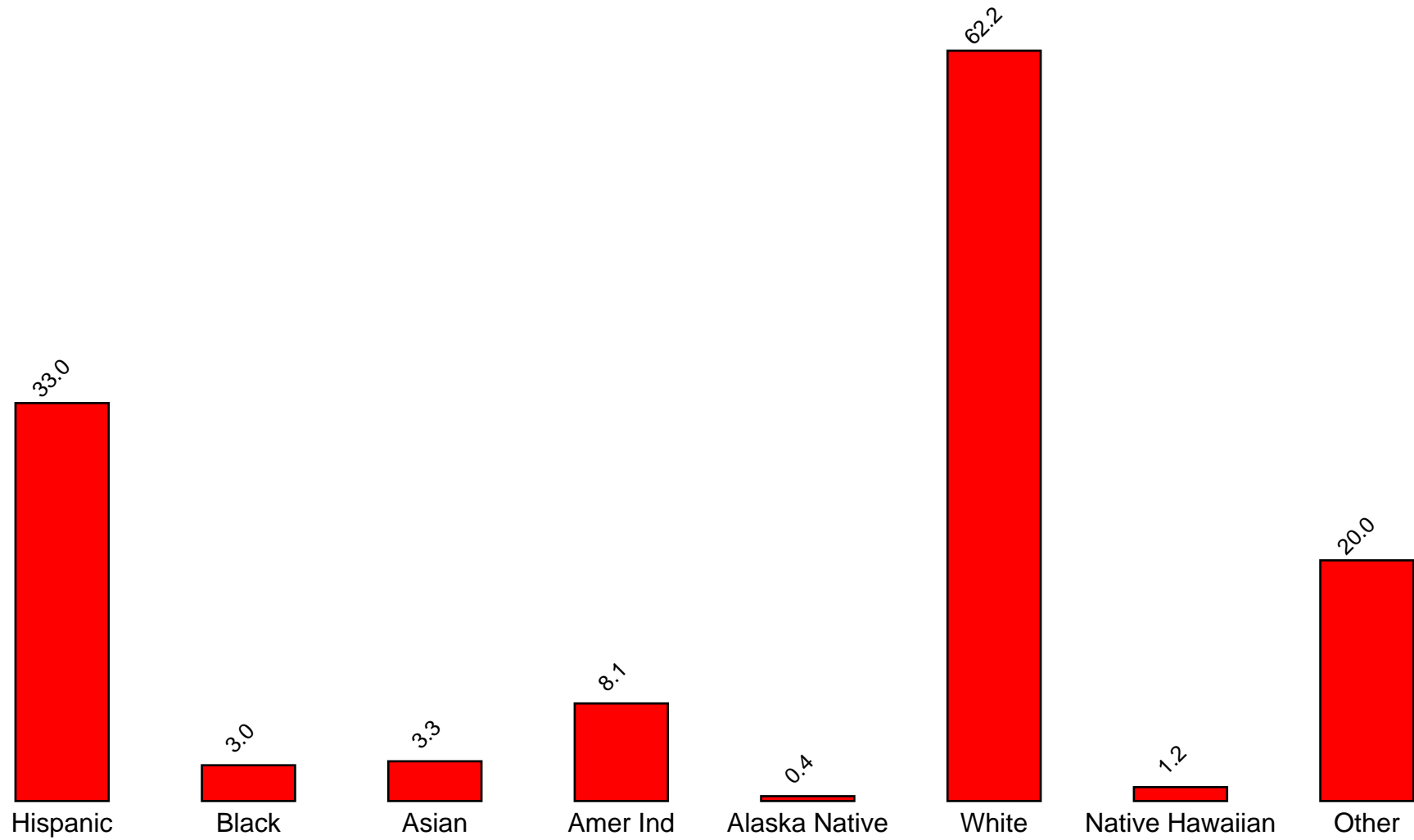


Figure 4: Ethnic Origin Chart

2 PERCENTAGE TABLES

The following tables contain frequency distribution detailing how your students responded to each question on the survey. The tables appear in the same order as the questions on the survey. The tables include breakdowns by grade level as well as overall percentages. The *N of Valid* row is a frequency count of the number of valid responses to each question for each grade and overall. The *N of Miss* row is a frequency count of the number of invalid (marked more than one response) or missing (i.e. did not respond) responses to each question for each grade and overall.

For the questions that allowed more than one response (i.e. race, live with, etc.) each response becomes a separate table. If a student did not mark the response, that was counted as a NO response, and if they did mark the response, that was counted as a YES response. Since a non response is a valid response for these questions, the *N of Miss* will always be zero for these questions.

Table 1: Sex

Response	6	8	10	12	Total	
Male	49.1	50.3	45.2	51.2	48.8	
Female	50.9	49.7	54.8	48.8	51.2	
N of Valid	1523	1450	1434	1040	5447	
N of Miss	6	1	6	1	14	

Table 2: Age

Response	6	8	10	12	Total	
10 or younger	0.1	0.0	0.0	0.0	0.0	
11	64.6	0.0	0.0	0.0	18.1	
12	33.6	0.6	0.0	0.0	9.6	
13	1.8	65.3	0.0	0.0	17.8	
14	0.0	32.3	0.4	0.0	8.7	
15	0.0	1.7	63.8	0.0	17.3	
16	0.0	0.1	32.7	1.3	8.9	
17	0.0	0.0	2.6	65.1	13.1	
18	0.0	0.0	0.5	31.4	6.1	
19 or older	0.0	0.0	0.0	2.3	0.4	
N of Valid	1527	1445	1438	1039	5449	
N of Miss	2	6	2	2	12	

Table 3: Are you Hispanic or Latino?

Response	6	8	10	12	Total	
No	66.5	63.4	68.9	70.0	67.0	
Yes	33.5	36.6	31.1	30.0	33.0	
N of Valid	1470	1428	1419	1034	5351	
N of Miss	59	23	21	7	110	

Table 4: What is your race? Black or African American



Response	6	8	10	12	Total	
No	97.1	96.8	97.3	96.9	97.0	
Yes	2.9	3.2	2.7	3.1	3.0	
N of Valid	1529	1451	1440	1041	5461	
N of Miss	0	0	0	0	0	

Table 5: What is your race? Asian



Response	6	8	10	12	Total	
No	97.7	96.8	95.8	96.3	96.7	
Yes	2.3	3.2	4.2	3.7	3.3	
N of Valid	1529	1451	1440	1041	5461	
N of Miss	0	0	0	0	0	

Table 6: What is your race? American Indian



Response	6	8	10	12	Total	
No	89.0	91.7	93.1	94.8	91.9	
Yes	11.0	8.3	6.9	5.2	8.1	
N of Valid	1529	1451	1440	1041	5461	
N of Miss	0	0	0	0	0	

Table 7: What is your race? Alaska Native



Response	6	8	10	12	Total	
No	99.7	99.5	99.6	99.5	99.6	
Yes	0.3	0.5	0.4	0.5	0.4	
N of Valid	1529	1451	1440	1041	5461	
N of Miss	0	0	0	0	0	

Table 8: What is your race? White



Response	6	8	10	12	Total	
No	40.4	40.7	34.2	34.9	37.8	
Yes	59.6	59.3	65.8	65.1	62.2	
N of Valid	1529	1451	1440	1041	5461	
N of Miss	0	0	0	0	0	

Table 9: What is your race? Native Hawaiian or Other Pacific Islander



Response	6	8	10	12	Total	
No	98.8	98.8	98.7	99.1	98.8	
Yes	1.2	1.2	1.3	0.9	1.2	
N of Valid	1529	1451	1440	1041	5461	
N of Miss	0	0	0	0	0	

Table 10: What is your race? Other



Response	6	8	10	12	Total	
No	76.2	77.7	83.3	84.3	80.0	
Yes	23.8	22.3	16.7	15.7	20.0	
N of Valid	1529	1451	1440	1041	5461	
N of Miss	0	0	0	0	0	

Table 11: What is the highest level of schooling completed by your mother or father?


Response	6	8	10	12	Total	
Completed grade school or less	3.5	5.9	4.9	6.7	5.1	
Some high school	5.7	8.3	10.7	15.6	9.6	
Completed high school	12.6	16.2	18.6	20.8	16.7	
Some college	8.1	13.4	14.4	16.2	12.8	
Completed college	19.4	20.4	25.6	20.5	21.5	
Graduate or professional school after college	9.3	10.5	10.4	11.0	10.2	
Don't know	39.6	23.7	13.9	8.0	22.4	
Does not apply	1.8	1.6	1.5	1.2	1.5	
N of Valid	1466	1433	1420	1034	5353	
N of Miss	63	18	20	7	108	

Table 12: Think of where you live most of the time. Which of the following people live there with you? Mother


Response	6	8	10	12	Total	
No	10.3	10.3	11.1	12.9	11.0	
Yes	89.7	89.7	88.9	87.1	89.0	
N of Valid	1529	1451	1440	1041	5461	
N of Miss	0	0	0	0	0	

Table 13: Think of where you live most of the time. Which of the following people live there with you? Stepmother


Response	6	8	10	12	Total	
No	95.5	95.7	94.0	94.6	95.0	
Yes	4.5	4.3	6.0	5.4	5.0	
N of Valid	1529	1451	1440	1041	5461	
N of Miss	0	0	0	0	0	

Table 14: Think of where you live most of the time. Which of the following people live there with you? Foster Mother



Response	6	8	10	12	Total	
No	99.5	99.7	99.7	99.8	99.7	
Yes	0.5	0.3	0.3	0.2	0.3	
N of Valid	1529	1451	1440	1041	5461	
N of Miss	0	0	0	0	0	

Table 15: Think of where you live most of the time. Which of the following people live there with you? Grandmother



Response	6	8	10	12	Total	
No	88.5	92.3	92.5	93.5	91.5	
Yes	11.5	7.7	7.5	6.5	8.5	
N of Valid	1529	1451	1440	1041	5461	
N of Miss	0	0	0	0	0	

Table 16: Think of where you live most of the time. Which of the following people live there with you? Aunt



Response	6	8	10	12	Total	
No	94.9	97.0	97.6	97.6	96.7	
Yes	5.1	3.0	2.4	2.4	3.3	
N of Valid	1529	1451	1440	1041	5461	
N of Miss	0	0	0	0	0	

Table 17: Think of where you live most of the time. Which of the following people live there with you? Father



Response	6	8	10	12	Total	
No	31.0	33.8	35.3	34.9	33.6	
Yes	69.0	66.2	64.7	65.1	66.4	
N of Valid	1529	1451	1440	1041	5461	
N of Miss	0	0	0	0	0	

Table 18: Think of where you live most of the time. Which of the following people live there with you? Stepfather



Response	6	8	10	12	Total	
No	88.4	84.4	84.7	86.8	86.1	
Yes	11.6	15.6	15.3	13.2	13.9	
N of Valid	1529	1451	1440	1041	5461	
N of Miss	0	0	0	0	0	

Table 19: Think of where you live most of the time. Which of the following people live there with you? Foster Father



Response	6	8	10	12	Total	
No	99.7	99.4	99.9	99.9	99.7	
Yes	0.3	0.6	0.1	0.1	0.3	
N of Valid	1529	1451	1440	1041	5461	
N of Miss	0	0	0	0	0	

Table 20: Think of where you live most of the time. Which of the following people live there with you? Grandfather



Response	6	8	10	12	Total	
No	92.4	95.1	96.0	96.5	94.9	
Yes	7.6	4.9	4.0	3.5	5.1	
N of Valid	1529	1451	1440	1041	5461	
N of Miss	0	0	0	0	0	

Table 21: Think of where you live most of the time. Which of the following people live there with you? Uncle



Response	6	8	10	12	Total	
No	94.2	96.6	97.5	96.8	96.2	
Yes	5.8	3.4	2.5	3.2	3.8	
N of Valid	1529	1451	1440	1041	5461	
N of Miss	0	0	0	0	0	

Table 22: Think of where you live most of the time. Which of the following people live there with you? Other Adults

Response	6	8	10	12	Total	
No	96.8	98.6	98.3	97.5	97.8	
Yes	3.2	1.4	1.7	2.5	2.2	
N of Valid	1529	1451	1440	1041	5461	
N of Miss	0	0	0	0	0	

Table 23: Think of where you live most of the time. Which of the following people live there with you? Brother(s)

Response	6	8	10	12	Total	
No	43.7	48.0	49.9	54.1	48.5	
Yes	56.3	52.0	50.1	45.9	51.5	
N of Valid	1529	1451	1440	1041	5461	
N of Miss	0	0	0	0	0	

Table 24: Think of where you live most of the time. Which of the following people live there with you? Stepbrother(s)

Response	6	8	10	12	Total	
No	93.9	95.0	96.0	97.4	95.4	
Yes	6.1	5.0	4.0	2.6	4.6	
N of Valid	1529	1451	1440	1041	5461	
N of Miss	0	0	0	0	0	

Table 25: Think of where you live most of the time. Which of the following people live there with you? Sister(s)

Response	6	8	10	12	Total	
No	45.7	48.1	52.6	56.9	50.3	
Yes	54.3	51.9	47.4	43.1	49.7	
N of Valid	1529	1451	1440	1041	5461	
N of Miss	0	0	0	0	0	

Table 26: Think of where you live most of the time. Which of the following people live there with you? Stepsister(s)

Response	6	8	10	12	Total	
No	95.8	96.0	96.6	97.1	96.3	
Yes	4.2	4.0	3.4	2.9	3.7	
N of Valid	1529	1451	1440	1041	5461	
N of Miss	0	0	0	0	0	

Table 27: Think of where you live most of the time. Which of the following people live there with you? Other Children

Response	6	8	10	12	Total	
No	95.7	96.1	95.6	95.6	95.8	
Yes	4.3	3.9	4.4	4.4	4.2	
N of Valid	1529	1451	1440	1041	5461	
N of Miss	0	0	0	0	0	

Table 28: In my school, students have lots of chances to help decide things like class activities and rules.

Response	6	8	10	12	Total	
NO!	10.4	9.4	8.4	11.5	9.8	
no	39.7	34.7	32.2	28.5	34.2	
yes	45.4	48.2	48.8	43.9	46.8	
YES!	4.5	7.7	10.5	16.1	9.2	
N of Valid	1490	1437	1433	1037	5397	
N of Miss	39	14	7	4	64	

Table 29: Teachers ask me to work on special classroom projects.

Response	6	8	10	12	Total	
NO!	10.3	9.4	8.9	7.4	9.1	
no	39.4	37.5	45.2	37.4	40.0	
yes	40.9	44.7	40.4	45.7	42.7	
YES!	9.5	8.5	5.5	9.5	8.2	
N of Valid	1490	1440	1429	1040	5399	
N of Miss	39	11	11	1	62	

Table 30: My teacher(s) notices when I am doing a good job and lets me know about it.


Response	6	8	10	12	Total	
NO!	4.1	4.0	5.4	5.4	4.6	
no	16.3	22.2	25.8	20.0	21.1	
yes	52.7	50.7	53.5	58.8	53.6	
YES!	26.9	23.1	15.3	15.8	20.7	
N of Valid	1497	1439	1429	1036	5401	
N of Miss	32	12	11	5	60	

Table 31: There are lots of chances for students in my school to get involved in sports, clubs, and other school activities outside of class.


Response	6	8	10	12	Total	
NO!	3.0	1.4	1.3	1.8	1.9	
no	11.1	7.9	5.8	5.2	7.7	
yes	41.2	37.5	35.6	35.4	37.6	
YES!	44.7	53.2	57.3	57.6	52.8	
N of Valid	1500	1441	1434	1040	5415	
N of Miss	29	10	6	1	46	

Table 32: There are lots of chances for students in my school to talk with a teacher one-on-one.


Response	6	8	10	12	Total	
NO!	2.8	3.2	2.9	2.8	2.9	
no	18.1	18.4	19.6	14.8	18.0	
yes	50.9	50.7	53.7	53.1	52.0	
YES!	28.2	27.7	23.8	29.3	27.1	
N of Valid	1483	1438	1431	1037	5389	
N of Miss	46	13	9	4	72	

Table 33: I feel safe at my school.


Response	6	8	10	12	Total	
NO!	3.6	2.6	4.0	3.3	3.4	
no	8.0	9.0	10.5	8.9	9.1	
yes	38.3	51.1	58.0	56.6	50.4	
YES!	50.1	37.3	27.5	31.2	37.1	
N of Valid	1500	1440	1429	1034	5403	
N of Miss	29	11	11	7	58	

Table 34: The school lets my parents know when I have done something well.


Response	6	8	10	12	Total	
NO!	8.6	15.2	17.2	21.0	15.0	
no	28.4	40.3	50.6	46.9	41.0	
yes	42.5	33.8	25.2	26.7	32.5	
YES!	20.5	10.8	7.1	5.5	11.5	
N of Valid	1491	1437	1430	1035	5393	
N of Miss	38	14	10	6	68	

Table 35: My teachers praise me when I work hard in school.


Response	6	8	10	12	Total	
NO!	10.4	10.4	13.9	13.3	11.9	
no	34.1	39.7	40.4	33.2	37.1	
yes	42.9	39.8	38.3	44.9	41.2	
YES!	12.6	10.2	7.4	8.6	9.8	
N of Valid	1467	1426	1422	1038	5353	
N of Miss	62	25	18	3	108	

Table 36: Are your school grades better than the grades of most students in your class?


Response	6	8	10	12	Total	
NO!	8.6	6.7	5.7	4.4	6.6	
no	29.5	30.0	25.9	26.9	28.2	
yes	45.5	45.9	51.7	51.8	48.5	
YES!	16.3	17.4	16.7	16.8	16.8	
N of Valid	1481	1439	1428	1034	5382	
N of Miss	48	12	12	7	79	

Table 37: I have lots of chances to be part of class discussions or activities.

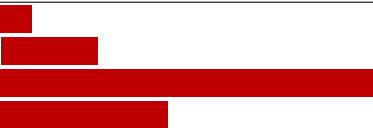
Response	6	8	10	12	Total	
NO!	3.1	2.0	2.6	1.9	2.5	
no	13.7	13.4	13.6	12.5	13.4	
yes	55.3	56.1	62.4	64.3	59.1	
YES!	27.8	28.5	21.4	21.3	25.0	
N of Valid	1493	1438	1433	1038	5402	
N of Miss	36	13	7	3	59	

Table 38: Now thinking back over the past year in school, how often did you: enjoy being in school?

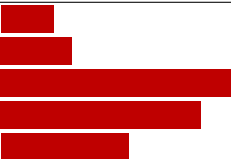
Response	6	8	10	12	Total	
Never	5.8	5.1	6.3	7.5	6.1	
Seldom	5.0	8.2	11.8	12.5	9.1	
Sometimes	33.8	34.2	36.9	39.3	35.8	
Often	26.9	34.1	31.8	29.1	30.6	
Almost always	28.5	18.5	13.1	11.5	18.5	
N of Valid	1500	1447	1429	1037	5413	
N of Miss	29	4	11	4	48	

Table 39: Now thinking back over the past year in school, how often did you: hate being in school?






Response	6	8	10	12	Total	
Never	25.1	9.4	7.2	5.6	12.4	
Seldom	26.0	32.9	27.4	26.2	28.3	
Sometimes	32.1	37.7	40.4	38.8	37.1	
Often	9.1	13.6	16.8	19.7	14.4	
Almost always	7.7	6.4	8.2	9.7	7.8	
N of Valid	1487	1442	1427	1034	5390	
N of Miss	42	9	13	7	71	

Table 40: Now thinking back over the past year in school, how often did you: try to do your best work in school?






Response	6	8	10	12	Total	
Never	0.3	0.3	0.8	0.8	0.5	
Seldom	0.4	1.7	3.2	2.4	1.9	
Sometimes	6.1	11.9	15.7	19.1	12.7	
Often	24.0	34.9	36.3	42.1	33.7	
Almost always	69.1	51.0	44.1	35.6	51.2	
N of Valid	1482	1432	1424	1035	5373	
N of Miss	47	19	16	6	88	

Table 41: How often do you feel that the school work you are assigned is meaningful and important?






Response	6	8	10	12	Total	
Never	4.0	4.6	7.4	7.1	5.6	
Seldom	6.2	12.7	20.5	21.0	14.6	
Sometimes	23.2	31.0	37.1	40.3	32.3	
Often	36.0	32.7	26.1	25.2	30.4	
Almost always	30.6	19.0	8.9	6.4	17.1	
N of Valid	1489	1443	1427	1037	5396	
N of Miss	40	8	13	4	65	

Table 42: Putting them all together, what were your grades like last year?

Response	6	8	10	12	Total	
Mostly F's	1.7	1.1	0.9	0.5	1.1	
Mostly D's	2.3	3.0	4.6	1.7	3.0	
Mostly C's	10.9	17.6	21.8	24.0	18.1	
Mostly B's	37.5	37.9	36.6	39.5	37.8	
Mostly A's	47.5	40.4	36.1	34.4	40.0	
N of Valid	1454	1410	1406	1027	5297	
N of Miss	75	41	34	14	164	

Table 43: How important do you think the things you are learning in school are going to be for your later life?

Response	6	8	10	12	Total	
Very important	51.2	36.5	19.8	15.2	32.1	
Quite important	26.4	32.3	27.0	27.1	28.3	
Fairly important	15.7	21.5	32.6	34.0	25.2	
Slightly important	5.2	8.1	17.4	20.1	12.0	
Not at all important	1.5	1.6	3.2	3.6	2.4	
N of Valid	1513	1442	1431	1037	5423	
N of Miss	16	9	9	4	38	

Table 44: How interesting are most of your courses to you?

Response	6	8	10	12	Total	
Very interesting and stimulating	16.9	10.5	7.9	9.2	11.3	
Quite interesting	43.3	33.6	27.7	31.6	34.3	
Fairly interesting	27.1	38.0	44.0	40.3	37.0	
Slightly dull	8.9	13.5	14.6	13.7	12.5	
Very dull	3.8	4.4	5.8	5.3	4.8	
N of Valid	1488	1440	1434	1036	5398	
N of Miss	41	11	6	5	63	

Table 45: During the LAST FOUR WEEKS how many whole days of school have you missed because you skipped or 'cut'?








Response	6	8	10	12	Total	
None	75.5	80.1	73.6	63.4	73.9	
1	11.2	8.0	13.0	14.1	11.4	
2	5.1	4.4	5.2	8.4	5.6	
3	3.9	3.3	3.0	5.9	3.9	
04/05/13	2.7	2.8	3.1	5.6	3.4	
06/10/13	1.0	0.8	1.5	1.6	1.2	
11 or more	0.6	0.6	0.6	1.1	0.7	
N of Valid	1504	1442	1432	1038	5416	
N of Miss	25	9	8	3	45	

Table 46: What are the chances you would be seen as cool if you: smoked cigarettes?






Response	6	8	10	12	Total	
No or very little chance	90.0	74.1	66.3	68.4	75.3	
Little chance	6.1	13.7	17.1	17.0	13.2	
Some chance	2.5	8.2	10.1	9.1	7.3	
Pretty good chance	0.8	2.5	3.8	3.3	2.5	
Very good chance	0.7	1.5	2.6	2.1	1.7	
N of Valid	1466	1435	1432	1028	5361	
N of Miss	63	16	8	13	100	

Table 47: What are the chances you would be seen as cool if you: worked hard at school?






Response	6	8	10	12	Total	
No or very little chance	6.4	7.6	10.0	9.2	8.2	
Little chance	5.9	13.8	18.5	15.0	13.1	
Some chance	16.2	25.5	27.8	33.0	25.0	
Pretty good chance	30.5	28.7	27.1	28.9	28.8	
Very good chance	40.9	24.5	16.6	13.9	24.9	
N of Valid	1490	1438	1433	1028	5389	
N of Miss	39	13	7	13	72	

Table 48: What are the chances you would be seen as cool if you: began drinking alcoholic beverages regularly, that is, at least once or twice a month?


Response	6	8	10	12	Total	
No or very little chance	85.9	67.2	48.3	43.4	62.7	
Little chance	8.2	17.1	17.2	17.3	14.7	
Some chance	3.3	8.0	16.4	19.0	11.1	
Pretty good chance	1.2	5.0	12.6	13.7	7.6	
Very good chance	1.4	2.6	5.5	6.6	3.8	
N of Valid	1476	1436	1433	1029	5374	
N of Miss	53	15	7	12	87	

Table 49: What are the chances you would be seen as cool if you: defended someone who was being verbally abused at school?

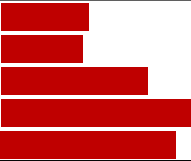
Response	6	8	10	12	Total	
No or very little chance	15.8	10.2	11.3	9.4	11.9	
Little chance	8.1	11.8	11.8	11.9	10.8	
Some chance	15.2	20.7	27.2	24.3	21.6	
Pretty good chance	27.4	28.4	29.9	32.2	29.3	
Very good chance	33.5	28.9	19.8	22.1	26.4	
N of Valid	1470	1435	1432	1027	5364	
N of Miss	59	16	8	14	97	

Table 50: What are the chances you would be seen as cool if you: smoked marijuana?


Response	6	8	10	12	Total	
No or very little chance	92.4	70.4	52.2	49.6	67.6	
Little chance	3.0	9.7	13.6	15.0	9.9	
Some chance	2.0	8.4	11.9	15.5	8.9	
Pretty good chance	1.1	5.7	11.5	12.1	7.2	
Very good chance	1.5	5.8	10.7	7.9	6.3	
N of Valid	1482	1434	1431	1028	5375	
N of Miss	47	17	9	13	86	

Table 51: What are the chances you would be seen as cool if you: carried a handgun?






Response	6	8	10	12	Total	
No or very little chance	84.4	76.7	77.6	80.2	79.7	
Little chance	7.5	11.0	11.0	10.4	9.9	
Some chance	4.3	5.8	5.9	4.9	5.2	
Pretty good chance	1.4	3.5	2.9	1.7	2.4	
Very good chance	2.4	3.1	2.7	2.9	2.7	
N of Valid	1484	1439	1433	1028	5384	
N of Miss	45	12	7	13	77	

Table 52: Think of your four best friends (the friends you feel closest to). In the past year (12 months), how many of your best friends have: participated in clubs, organizations or activities at school?






Response	6	8	10	12	Total	
0	15.4	9.4	9.2	8.8	10.9	
1	13.1	13.0	10.8	11.0	12.1	
2	21.8	18.4	18.4	17.6	19.2	
3	17.2	18.8	17.8	13.7	17.1	
4	32.6	40.3	43.8	48.8	40.7	
N of Valid	1485	1433	1426	1033	5377	
N of Miss	44	18	14	8	84	

Table 53: Think of your four best friends (the friends you feel closest to). In the past year (12 months), how many of your best friends have: smoked cigarettes?






Response	6	8	10	12	Total	
0	92.6	80.9	64.8	61.4	76.1	
1	4.6	11.1	15.3	16.0	11.4	
2	1.1	3.8	8.8	11.1	5.8	
3	0.7	2.1	4.4	5.6	3.0	
4	0.9	2.1	6.8	5.9	3.8	
N of Valid	1485	1433	1427	1035	5380	
N of Miss	44	18	13	6	81	

Table 54: Think of your four best friends (the friends you feel closest to). In the past year (12 months), how many of your best friends have: tried beer, wine or hard liquor (for example, vodka, whiskey, or gin) when their parents didn't know about it?






Response	6	8	10	12	Total	
0	89.1	68.2	41.7	37.1	61.0	
1	6.3	12.7	16.3	13.9	12.1	
2	2.2	7.7	13.3	15.3	9.1	
3	1.1	4.9	9.3	10.5	6.1	
4	1.3	6.5	19.4	23.2	11.7	
N of Valid	1493	1433	1426	1035	5387	
N of Miss	36	18	14	6	74	

Table 55: Think of your four best friends (the friends you feel closest to). In the past year (12 months), how many of your best friends have: made a commitment to stay drug-free?






Response	6	8	10	12	Total	
0	13.2	20.7	31.8	34.3	24.2	
1	7.2	8.4	15.3	15.0	11.2	
2	6.2	9.8	10.7	11.7	9.4	
3	8.9	12.0	11.0	10.4	10.6	
4	64.5	49.0	31.2	28.5	44.6	
N of Valid	1469	1422	1421	1030	5342	
N of Miss	60	29	19	11	119	

Table 56: Think of your four best friends (the friends you feel closest to). In the past year (12 months), how many of your best friends have: used marijuana?






Response	6	8	10	12	Total	
0	95.1	76.9	55.7	51.8	71.5	
1	2.7	10.1	14.2	14.5	10.0	
2	0.8	5.4	11.2	11.4	6.8	
3	0.3	3.6	6.5	8.7	4.4	
4	1.1	4.0	12.4	13.6	7.3	
N of Valid	1487	1434	1425	1033	5379	
N of Miss	42	17	15	8	82	

Table 57: Think of your four best friends (the friends you feel closest to). In the past year (12 months), how many of your best friends have: used prescription drugs or non-prescription drugs for the purposes of getting high?






Response	6	8	10	12	Total	
0	94.2	88.6	73.5	73.3	83.2	
1	3.0	6.0	11.2	12.2	7.7	
2	1.3	2.3	6.8	6.9	4.1	
3	0.7	1.5	3.4	3.4	2.1	
4	0.9	1.5	5.2	4.3	2.8	
N of Valid	1488	1439	1428	1035	5390	
N of Miss	41	12	12	6	71	

Table 58: Think of your four best friends (the friends you feel closest to). In the past year (12 months), how many of your best friends have: used synthetic marijuana (K2, spice) or bath salts?






Response	6	8	10	12	Total	
0	97.0	90.7	77.2	75.7	86.0	
1	1.8	4.1	9.2	10.6	6.1	
2	0.6	2.3	5.1	5.6	3.2	
3	0.3	1.6	2.7	3.7	1.9	
4	0.3	1.3	5.7	4.4	2.8	
N of Valid	1480	1431	1428	1034	5373	
N of Miss	49	20	12	7	88	

Table 59: Think of your four best friends (the friends you feel closest to). In the past year (12 months), how many of your best friends have: used LSD, cocaine, amphetamines, or other illegal drugs?






Response	6	8	10	12	Total	
0	97.0	92.3	86.4	87.0	91.0	
1	1.9	4.5	7.2	7.1	5.0	
2	0.5	1.3	3.3	3.6	2.0	
3	0.1	1.2	0.9	0.7	0.7	
4	0.5	0.7	2.2	1.6	1.2	
N of Valid	1475	1433	1424	1033	5365	
N of Miss	54	18	16	8	96	

Table 60: Think of your four best friends (the friends you feel closest to). In the past year (12 months), how many of your best friends have: tried to do well in school?






Response	6	8	10	12	Total	
0	2.0	2.3	3.2	4.0	2.8	
1	4.0	4.7	6.2	4.3	4.8	
2	6.2	9.1	11.2	16.4	10.3	
3	15.0	21.5	23.4	20.1	19.9	
4	72.9	62.5	56.0	55.3	62.3	
N of Valid	1485	1434	1424	1031	5374	
N of Miss	44	17	16	10	87	

Table 61: Think of your four best friends (the friends you feel closest to). In the past year (12 months), how many of your best friends have: been suspended from school?






Response	6	8	10	12	Total	
0	75.3	66.3	70.3	76.6	71.8	
1	15.9	19.1	16.0	13.4	16.3	
2	5.6	6.8	7.4	5.2	6.3	
3	0.9	3.4	2.7	2.3	2.3	
4	2.3	4.4	3.6	2.4	3.2	
N of Valid	1481	1426	1427	1034	5368	
N of Miss	48	25	13	7	93	

Table 62: Think of your four best friends (the friends you feel closest to). In the past year (12 months), how many of your best friends have: liked school?






Response	6	8	10	12	Total	
0	12.0	17.1	21.6	25.7	18.5	
1	9.5	12.0	12.4	13.1	11.6	
2	20.0	22.4	24.7	24.0	22.6	
3	24.5	23.9	20.4	18.6	22.1	
4	34.0	24.6	20.9	18.6	25.1	
N of Valid	1487	1433	1427	1031	5378	
N of Miss	42	18	13	10	83	

Table 63: Think of your four best friends (the friends you feel closest to). In the past year (12 months), how many of your best friends have: carried a handgun?






Response	6	8	10	12	Total	
0	95.3	95.2	93.7	94.8	94.7	
1	2.6	2.4	3.6	2.0	2.7	
2	0.9	1.1	1.1	1.4	1.1	
3	0.2	0.7	0.5	0.7	0.5	
4	0.9	0.6	1.1	1.2	0.9	
N of Valid	1488	1433	1427	1033	5381	
N of Miss	41	18	13	8	80	

Table 64: Think of your four best friends (the friends you feel closest to). In the past year (12 months), how many of your best friends have: sold illegal drugs?






Response	6	8	10	12	Total	
0	97.8	91.9	81.9	82.4	89.1	
1	1.3	4.0	7.5	9.0	5.2	
2	0.3	2.3	5.1	4.5	2.9	
3	0.2	0.6	2.3	1.9	1.2	
4	0.4	1.1	3.2	2.1	1.7	
N of Valid	1475	1434	1421	1031	5361	
N of Miss	54	17	19	10	100	

Table 65: Think of your four best friends (the friends you feel closest to). In the past year (12 months), how many of your best friends have: regularly attended religious services?






Response	6	8	10	12	Total	
0	28.4	17.2	16.0	20.8	20.6	
1	11.1	11.9	15.5	16.2	13.5	
2	16.6	20.9	22.9	23.7	20.8	
3	16.9	19.4	19.4	17.7	18.4	
4	27.0	30.7	26.2	21.7	26.7	
N of Valid	1432	1426	1426	1030	5314	
N of Miss	97	25	14	11	147	

Table 66: Think of your four best friends (the friends you feel closest to). In the past year (12 months), how many of your best friends have: stolen or tried to steal a motor vehicle such as a car or motorcycle?

Response	6	8	10	12	Total	
0	97.4	95.7	93.5	95.4	95.5	
1	1.7	2.2	3.9	2.3	2.5	
2	0.3	1.5	1.3	0.9	1.0	
3	0.1	0.5	0.5	1.0	0.5	
4	0.6	0.2	0.8	0.4	0.5	
N of Valid	1489	1436	1429	1031	5385	
N of Miss	40	15	11	10	76	

Table 67: Think of your four best friends (the friends you feel closest to). In the past year (12 months), how many of your best friends have: been arrested?

Response	6	8	10	12	Total	
0	95.2	86.9	79.3	82.0	86.2	
1	3.2	8.6	11.0	11.3	8.3	
2	0.9	2.2	5.8	3.9	3.1	
3	0.3	1.1	1.8	1.3	1.1	
4	0.5	1.1	2.0	1.6	1.3	
N of Valid	1489	1437	1427	1031	5384	
N of Miss	40	14	13	10	77	

Table 68: Think of your four best friends (the friends you feel closest to). In the past year (12 months), how many of your best friends have: dropped out of school?

Response	6	8	10	12	Total	
0	95.6	96.4	91.0	89.5	93.5	
1	3.0	2.5	6.2	7.2	4.5	
2	0.6	0.4	1.3	2.5	1.1	
3	0.4	0.3	0.6	0.4	0.4	
4	0.3	0.3	0.8	0.4	0.5	
N of Valid	1484	1436	1426	1032	5378	
N of Miss	45	15	14	9	83	

Table 69: Think of your four best friends (the friends you feel closest to). In the past year (12 months), how many of your best friends have: been members of a gang?






Response	6	8	10	12	Total	
0	91.3	90.3	89.7	93.0	90.9	
1	4.9	4.7	5.2	3.1	4.6	
2	1.8	1.9	1.8	1.6	1.8	
3	0.5	1.0	0.6	0.8	0.7	
4	1.5	2.0	2.7	1.5	2.0	
N of Valid	1484	1437	1426	1033	5380	
N of Miss	45	14	14	8	81	

Table 70: How old were you when you first: smoked marijuana?










Response	6	8	10	12	Total	
Never	98.7	89.5	76.2	67.7	84.4	
10 or younger	0.4	1.3	1.6	1.3	1.1	
11	0.5	2.0	1.0	1.4	1.2	
12	0.3	2.8	3.2	1.5	2.0	
13	0.0	3.8	3.5	2.9	2.5	
14	0.0	0.6	7.2	6.3	3.3	
15	0.0	0.0	6.1	7.6	3.1	
16	0.0	0.1	1.0	6.6	1.5	
17 or older	0.0	0.0	0.2	4.8	1.0	
N of Valid	1491	1428	1423	1021	5363	
N of Miss	38	23	17	20	98	

Table 71: How old were you when you first: smoked a cigarette, even just a puff?


Response	6	8	10	12	Total	
Never	93.2	82.6	70.4	63.2	78.6	
10 or younger	4.3	6.5	6.5	6.1	5.8	
11	2.1	3.4	3.4	2.7	2.9	
12	0.3	3.8	4.3	2.4	2.7	
13	0.1	3.2	3.4	5.0	2.7	
14	0.0	0.6	6.0	4.7	2.6	
15	0.0	0.0	5.0	5.4	2.4	
16	0.0	0.0	0.8	6.0	1.4	
17 or older	0.0	0.0	0.1	4.5	0.9	
N of Valid	1491	1427	1428	1029	5375	
N of Miss	38	24	12	12	86	

Table 72: How old were you when you first: had more than a sip or two of beer, wine or hard liquor (for example, vodka, whiskey, or gin)?


Response	6	8	10	12	Total	
Never	84.4	67.2	46.3	40.0	61.2	
10 or younger	10.1	11.3	8.3	5.8	9.1	
11	4.7	4.5	3.1	2.6	3.8	
12	0.7	7.1	4.7	3.9	4.1	
13	0.1	8.5	8.6	5.8	5.7	
14	0.0	1.4	13.2	8.6	5.5	
15	0.0	0.0	13.4	10.7	5.6	
16	0.0	0.0	2.0	12.9	3.0	
17 or older	0.0	0.0	0.3	9.5	1.9	
N of Valid	1487	1428	1429	1029	5373	
N of Miss	42	23	11	12	88	

Table 73: How old were you when you first: began drinking alcoholic beverages regularly, that is, at least once or twice a month?


Response	6	8	10	12	Total	
Never	98.5	93.4	81.0	73.6	87.7	
10 or younger	0.7	0.9	0.8	0.9	0.8	
11	0.5	1.2	0.6	0.2	0.6	
12	0.3	1.7	0.8	0.5	0.8	
13	0.1	2.2	2.9	1.7	1.7	
14	0.0	0.6	5.2	2.1	1.9	
15	0.0	0.1	6.9	4.8	2.8	
16	0.0	0.0	1.6	8.7	2.1	
17 or older	0.0	0.0	0.3	7.6	1.5	
N of Valid	1494	1435	1428	1030	5387	
N of Miss	35	16	12	11	74	

Table 74: How old were you when you first: used Daztrex?


Response	6	8	10	12	Total	
Never	100.0	100.0	100.0	100.0	100.0	
10 or younger	0.0	0.0	0.0	0.0	0.0	
11	0.0	0.0	0.0	0.0	0.0	
12	0.0	0.0	0.0	0.0	0.0	
13	0.0	0.0	0.0	0.0	0.0	
14	0.0	0.0	0.0	0.0	0.0	
15	0.0	0.0	0.0	0.0	0.0	
16	0.0	0.0	0.0	0.0	0.0	
17 or older	0.0	0.0	0.0	0.0	0.0	
N of Valid	1444	1429	1425	1026	5324	
N of Miss	85	22	15	15	137	

Table 75: How old were you when you first: got suspended from school?










Response	6	8	10	12	Total	
Never	90.3	84.6	83.4	82.6	85.5	
10 or younger	6.3	4.7	3.8	2.8	4.5	
11	2.9	2.9	1.8	1.5	2.3	
12	0.5	3.7	2.9	2.5	2.4	
13	0.0	3.3	2.5	2.3	2.0	
14	0.0	0.8	2.5	2.2	1.3	
15	0.0	0.0	2.9	2.8	1.3	
16	0.0	0.0	0.3	1.9	0.4	
17 or older	0.0	0.0	0.1	1.4	0.3	
N of Valid	1491	1433	1426	1027	5377	
N of Miss	38	18	14	14	84	

Table 76: How old were you when you first: got arrested?










Response	6	8	10	12	Total	
Never	99.0	96.5	92.7	92.5	95.4	
10 or younger	0.6	0.6	0.6	0.4	0.5	
11	0.3	0.7	0.2	0.0	0.3	
12	0.1	1.1	0.6	0.2	0.5	
13	0.0	0.8	1.7	0.6	0.8	
14	0.0	0.2	1.7	1.2	0.7	
15	0.0	0.0	2.0	1.1	0.7	
16	0.0	0.0	0.3	1.9	0.5	
17 or older	0.0	0.1	0.1	2.1	0.5	
N of Valid	1489	1436	1429	1027	5381	
N of Miss	40	15	11	14	80	

Table 77: How old were you when you first: carried a handgun?










Response	6	8	10	12	Total	
Never	95.7	96.8	96.6	95.9	96.3	
10 or younger	2.5	0.9	1.2	1.0	1.4	
11	1.3	0.6	0.2	0.3	0.6	
12	0.5	0.8	0.4	0.1	0.5	
13	0.0	0.6	0.3	0.6	0.4	
14	0.0	0.2	0.5	0.4	0.3	
15	0.0	0.0	0.4	0.4	0.2	
16	0.0	0.0	0.3	0.6	0.2	
17 or older	0.0	0.0	0.1	0.8	0.2	
N of Valid	1491	1427	1429	1026	5373	
N of Miss	38	24	11	15	88	

Table 78: How old were you when you first: attacked someone with the idea of seriously hurting them?










Response	6	8	10	12	Total	
Never	92.8	87.9	88.0	88.8	89.5	
10 or younger	4.3	3.6	2.5	1.9	3.2	
11	2.1	2.0	1.4	0.8	1.6	
12	0.7	2.4	1.0	0.8	1.2	
13	0.0	3.4	1.3	1.4	1.5	
14	0.0	0.6	2.9	1.8	1.3	
15	0.0	0.2	2.0	1.0	0.8	
16	0.0	0.0	0.8	2.4	0.7	
17 or older	0.0	0.0	0.1	1.2	0.3	
N of Valid	1491	1435	1431	1028	5385	
N of Miss	38	16	9	13	76	

Table 79: How old were you when you first: belonged to a gang?

Response	6	8	10	12	Total	
Never	97.4	96.1	96.6	97.3	96.8	
10 or younger	1.3	0.6	0.4	0.7	0.7	
11	1.1	1.3	0.6	0.4	0.9	
12	0.3	1.0	0.3	0.4	0.5	
13	0.0	0.8	0.4	0.3	0.4	
14	0.0	0.2	0.9	0.6	0.4	
15	0.0	0.0	0.7	0.2	0.2	
16	0.0	0.1	0.1	0.1	0.1	
17 or older	0.0	0.0	0.0	0.1	0.0	
N of Valid	1492	1432	1432	1028	5384	
N of Miss	37	19	8	13	77	

Table 80: How wrong do you think it is for someone your age to: take a handgun to school?

Response	6	8	10	12	Total	
Very wrong	91.8	87.1	88.2	90.9	89.4	
Wrong	6.1	10.2	9.3	6.8	8.2	
A little bit wrong	1.7	2.1	1.6	1.7	1.8	
Not wrong at all	0.5	0.6	0.9	0.7	0.6	
N of Valid	1504	1446	1430	1030	5410	
N of Miss	25	5	10	11	51	

Table 81: How wrong do you think it is for someone your age to: steal anything worth more than \$5?

Response	6	8	10	12	Total	
Very wrong	66.5	54.9	56.4	61.1	59.7	
Wrong	25.6	34.0	32.5	29.5	30.4	
A little bit wrong	6.9	9.8	9.1	8.0	8.5	
Not wrong at all	1.0	1.3	2.0	1.5	1.4	
N of Valid	1499	1442	1432	1030	5403	
N of Miss	30	9	8	11	58	

Table 82: How wrong do you think it is for someone your age to: pick a fight with someone?

Response	6	8	10	12	Total	
Very wrong	60.9	39.8	35.2	43.8	45.2	
Wrong	27.3	35.5	34.1	30.5	31.9	
A little bit wrong	9.3	20.1	25.3	21.5	18.7	
Not wrong at all	2.5	4.7	5.3	4.2	4.1	
N of Valid	1496	1433	1427	1024	5380	
N of Miss	33	18	13	17	81	

Table 83: How wrong do you think it is for someone your age to: attack someone with the idea of seriously hurting them?

Response	6	8	10	12	Total	
Very wrong	87.0	73.6	66.1	70.9	74.8	
Wrong	9.5	18.3	23.6	20.8	17.7	
A little bit wrong	2.7	5.8	7.7	6.4	5.6	
Not wrong at all	0.7	2.2	2.6	1.9	1.8	
N of Valid	1502	1441	1427	1025	5395	
N of Miss	27	10	13	16	66	

Table 84: How wrong do you think it is for someone your age to: stay away from school all day when their parents think they are at school?

Response	6	8	10	12	Total	
Very wrong	85.4	65.7	47.0	42.5	61.8	
Wrong	10.7	24.1	33.9	31.5	24.4	
A little bit wrong	2.8	8.6	15.8	21.5	11.4	
Not wrong at all	1.1	1.7	3.3	4.5	2.5	
N of Valid	1497	1444	1433	1025	5399	
N of Miss	32	7	7	16	62	

Table 85: How wrong do you think it is for someone your age to: drink beer, wine or hard liquor (for example, vodka, whiskey, or gin) regularly?

Response	6	8	10	12	Total	
Very wrong	90.8	72.8	49.9	44.6	66.4	
Wrong	6.8	16.6	23.9	24.8	17.4	
A little bit wrong	1.7	7.1	18.0	21.8	11.3	
Not wrong at all	0.7	3.5	8.3	8.8	5.0	
N of Valid	1504	1443	1430	1027	5404	
N of Miss	25	8	10	14	57	

Table 86: How wrong do you think it is for someone your age to: smoke cigarettes?

Response	6	8	10	12	Total	
Very wrong	91.9	79.6	63.7	56.9	74.5	
Wrong	6.1	13.9	19.2	20.0	14.3	
A little bit wrong	1.5	4.8	10.8	13.7	7.2	
Not wrong at all	0.5	1.7	6.2	9.5	4.0	
N of Valid	1499	1444	1431	1025	5399	
N of Miss	30	7	9	16	62	

Table 87: How wrong do you think it is for someone your age to: smoke marijuana?

Response	6	8	10	12	Total	
Very wrong	94.9	80.8	60.6	52.5	74.0	
Wrong	3.3	10.2	15.5	17.5	11.1	
A little bit wrong	1.2	4.9	10.3	15.9	7.4	
Not wrong at all	0.6	4.2	13.6	14.1	7.6	
N of Valid	1500	1439	1431	1025	5395	
N of Miss	29	12	9	16	66	

Table 88: How wrong do you think it is for someone your age to: use prescription drugs or non-prescription drugs for the purpose of getting high?

Response	6	8	10	12	Total	
Very wrong	93.9	87.7	77.4	75.8	84.4	
Wrong	5.0	8.6	14.9	16.6	10.8	
A little bit wrong	0.8	2.6	4.6	5.7	3.2	
Not wrong at all	0.3	1.2	3.1	1.8	1.6	
N of Valid	1500	1445	1433	1028	5406	
N of Miss	29	6	7	13	55	

Table 89: How wrong do you think it is for someone your age to: use synthetic marijuana (K2, spice) or bath salts?

Response	6	8	10	12	Total	
Very wrong	94.3	88.8	79.8	80.1	86.3	
Wrong	3.7	6.6	12.4	13.5	8.7	
A little bit wrong	1.5	2.6	3.8	4.4	2.9	
Not wrong at all	0.5	2.0	3.9	1.9	2.1	
N of Valid	1491	1444	1433	1027	5395	
N of Miss	38	7	7	14	66	

Table 90: How wrong do you think it is for someone your age to: use LSD, cocaine, amphetamines or another illegal drug?

Response	6	8	10	12	Total	
Very wrong	97.5	93.6	87.5	88.2	92.0	
Wrong	1.9	3.9	8.4	8.7	5.5	
A little bit wrong	0.3	1.7	2.1	1.6	1.4	
Not wrong at all	0.2	0.9	2.0	1.5	1.1	
N of Valid	1499	1444	1434	1029	5406	
N of Miss	30	7	6	12	55	

Table 91: At school during the past 12 months, did you receive help from the resource teacher, speech therapist or other special education teacher?



Response	6	8	10	12	Total	
No	74.9	82.5	90.5	90.8	84.1	
Yes	25.1	17.5	9.5	9.2	15.9	
N of Valid	1404	1366	1330	969	5069	
N of Miss	125	85	110	72	392	

Table 92: How many times in the past year (12 months) have you: been suspended from school?









Response	6	8	10	12	Total	
Never	93.6	90.5	90.8	94.1	92.1	
1 to 2 times	5.8	7.8	6.9	4.6	6.4	
3 to 5 times	0.4	1.3	1.5	0.9	1.0	
6 to 9 times	0.1	0.3	0.5	0.4	0.3	
10 to 19 times	0.0	0.1	0.2	0.1	0.1	
20 to 29 times	0.0	0.1	0.1	0.0	0.0	
30 to 39 times	0.1	0.0	0.1	0.0	0.0	
40+ times	0.1	0.0	0.1	0.0	0.0	
N of Valid	1504	1437	1430	1029	5400	
N of Miss	25	14	10	12	61	

Table 93: How many times in the past year (12 months) have you: carried a handgun?









Response	6	8	10	12	Total	
Never	96.0	96.5	97.3	97.0	96.7	
1 to 2 times	1.7	1.7	1.1	1.0	1.4	
3 to 5 times	0.9	0.7	0.6	0.6	0.7	
6 to 9 times	0.5	0.3	0.3	0.3	0.4	
10 to 19 times	0.1	0.1	0.3	0.2	0.2	
20 to 29 times	0.3	0.1	0.1	0.2	0.2	
30 to 39 times	0.1	0.0	0.0	0.0	0.0	
40+ times	0.4	0.6	0.3	0.8	0.5	
N of Valid	1499	1440	1431	1029	5399	
N of Miss	30	11	9	12	62	

Table 94: How many times in the past year (12 months) have you: sold illegal drugs?









Response	6	8	10	12	Total	
Never	99.9	97.8	94.7	94.6	96.9	
1 to 2 times	0.1	1.3	2.3	2.6	1.5	
3 to 5 times	0.0	0.3	0.8	0.8	0.4	
6 to 9 times	0.0	0.2	0.4	0.3	0.2	
10 to 19 times	0.0	0.1	0.6	0.7	0.3	
20 to 29 times	0.1	0.2	0.4	0.4	0.2	
30 to 39 times	0.0	0.0	0.1	0.0	0.0	
40+ times	0.0	0.2	0.7	0.7	0.4	
N of Valid	1489	1434	1428	1028	5379	
N of Miss	40	17	12	13	82	

Table 95: How many times in the past year (12 months) have you: stolen or tried to steal a motor vehicle such as a car or motorcycle?








Response	6	8	10	12	Total	
Never	99.2	98.5	98.7	98.4	98.8	
1 to 2 times	0.6	0.8	0.7	1.1	0.8	
3 to 5 times	0.1	0.3	0.2	0.2	0.2	
6 to 9 times	0.1	0.0	0.1	0.2	0.1	
10 to 19 times	0.0	0.0	0.1	0.0	0.0	
20 to 29 times	0.0	0.1	0.1	0.0	0.0	
30 to 39 times	0.0	0.0	0.0	0.0	0.0	
40+ times	0.0	0.2	0.1	0.1	0.1	
N of Valid	1503	1439	1432	1028	5402	
N of Miss	26	12	8	13	59	

Table 96: How many times in the past year (12 months) have you: participated in clubs, organizations or activities at school?









Response	6	8	10	12	Total	
Never	29.1	26.8	23.4	22.3	25.7	
1 to 2 times	30.1	22.6	17.2	14.4	21.7	
3 to 5 times	17.5	14.0	12.9	11.5	14.2	
6 to 9 times	8.6	8.9	8.8	8.5	8.7	
10 to 19 times	4.9	6.0	8.6	8.6	6.9	
20 to 29 times	3.4	4.8	6.5	5.7	5.1	
30 to 39 times	0.9	2.1	2.6	3.4	2.1	
40+ times	5.5	14.8	20.0	25.8	15.7	
N of Valid	1484	1429	1428	1029	5370	
N of Miss	45	22	12	12	91	

Table 97: How many times in the past year (12 months) have you: been arrested?








Response	6	8	10	12	Total	
Never	99.1	96.9	95.3	95.2	96.8	
1 to 2 times	0.6	2.2	3.8	3.9	2.5	
3 to 5 times	0.2	0.6	0.7	0.8	0.6	
6 to 9 times	0.0	0.1	0.2	0.0	0.1	
10 to 19 times	0.1	0.0	0.0	0.0	0.0	
20 to 29 times	0.0	0.1	0.0	0.0	0.0	
30 to 39 times	0.0	0.0	0.0	0.0	0.0	
40+ times	0.0	0.1	0.0	0.1	0.1	
N of Valid	1496	1436	1424	1024	5380	
N of Miss	33	15	16	17	81	

Table 98: How many times in the past year (12 months) have you: attacked someone with the idea of seriously hurting them?


Response	6	8	10	12	Total	
Never	93.1	88.9	91.5	93.7	91.7	
1 to 2 times	4.3	7.5	5.2	4.2	5.4	
3 to 5 times	1.7	1.7	1.9	1.1	1.6	
6 to 9 times	0.5	0.5	0.9	0.5	0.6	
10 to 19 times	0.1	0.7	0.2	0.2	0.3	
20 to 29 times	0.1	0.3	0.1	0.1	0.1	
30 to 39 times	0.0	0.1	0.0	0.0	0.0	
40+ times	0.2	0.3	0.1	0.3	0.2	
N of Valid	1501	1436	1431	1027	5395	
N of Miss	28	15	9	14	66	

Table 99: How many times in the past year (12 months) have you: been drunk or high at school?


Response	6	8	10	12	Total	
Never	98.3	93.7	87.5	86.5	92.0	
1 to 2 times	1.0	3.7	5.4	4.8	3.6	
3 to 5 times	0.5	1.0	2.2	3.2	1.6	
6 to 9 times	0.1	0.7	1.7	1.5	0.9	
10 to 19 times	0.0	0.3	1.6	0.9	0.7	
20 to 29 times	0.0	0.0	0.4	0.7	0.2	
30 to 39 times	0.1	0.0	0.3	0.5	0.2	
40+ times	0.1	0.5	0.8	2.0	0.8	
N of Valid	1494	1436	1427	1026	5383	
N of Miss	35	15	13	15	78	

Table 100: How many times in the past year (12 months) have you: taken a handgun to school?








Response	6	8	10	12	Total	
Never	99.7	99.2	99.6	99.6	99.5	
1 to 2 times	0.2	0.6	0.1	0.0	0.2	
3 to 5 times	0.0	0.1	0.1	0.1	0.1	
6 to 9 times	0.0	0.1	0.0	0.0	0.0	
10 to 19 times	0.0	0.0	0.0	0.1	0.0	
20 to 29 times	0.0	0.0	0.0	0.0	0.0	
30 to 39 times	0.1	0.0	0.0	0.0	0.0	
40+ times	0.0	0.1	0.1	0.2	0.1	
N of Valid	1502	1439	1428	1028	5397	
N of Miss	27	12	12	13	64	

Table 101: Are you currently on probation, or assigned a probation officer with Juvenile Court?



Response	6	8	10	12	Total	
No	99.1	97.4	97.4	98.1	98.0	
Yes	0.9	2.6	2.6	1.9	2.0	
N of Valid	1366	1349	1323	975	5013	
N of Miss	163	102	117	66	448	

Table 102: Have you ever belonged to a gang?






Response	6	8	10	12	Total	
No	94.4	93.6	94.5	95.4	94.4	
No, but would like to	1.4	1.4	1.5	1.0	1.3	
Yes, in the past	3.0	3.0	2.4	2.2	2.7	
Yes, belong now	1.0	1.7	1.3	1.3	1.3	
Yes, but would like to get out	0.2	0.3	0.2	0.1	0.2	
N of Valid	1506	1442	1430	1030	5408	
N of Miss	23	9	10	11	53	

Table 103: If you have ever belonged to a gang, did that gang have a name?




Response	6	8	10	12	Total	
No	6.8	6.9	7.6	8.9	7.5	
Yes	3.4	4.6	4.2	3.6	4.0	
I have never belonged to a gang	89.7	88.4	88.2	87.4	88.6	
N of Valid	1491	1428	1418	1018	5355	
N of Miss	38	23	22	23	106	

Table 104: You are at a party at someone's house, and one of your friends offers you a drink containing alcohol. What would you say or do?





Response	6	8	10	12	Total	
Drink it	3.8	15.9	32.4	36.4	20.8	
Tell your friend, 'No thanks, I don't drink' and suggest that you and your friend go and do something else	48.3	43.4	30.2	28.4	38.4	
Just say, 'No thanks' and walk away	29.5	25.0	27.9	28.5	27.7	
Make up a good excuse, tell your friend you had something else to do, and leave	18.4	15.7	9.5	6.7	13.1	
N of Valid	1487	1430	1425	1028	5370	
N of Miss	42	21	15	13	91	

Table 105: How often do you attend religious services or activities?





Response	6	8	10	12	Total	
Never	20.5	11.7	16.2	18.7	16.7	
Rarely	22.0	21.0	18.6	26.5	21.7	
1-2 Times a Month	13.8	13.3	16.1	14.2	14.4	
About Once a Week or More	43.7	53.9	49.0	40.7	47.3	
N of Valid	1448	1431	1428	1028	5335	
N of Miss	81	20	12	13	126	

Table 106: I think sometimes it's okay to cheat at school.





Response	6	8	10	12	Total	
NO!	70.2	42.9	24.1	23.6	41.8	
no	23.1	40.0	43.0	40.8	36.3	
yes	5.6	15.4	29.8	31.4	19.5	
YES!	1.0	1.7	3.0	4.2	2.3	
N of Valid	1499	1444	1429	1029	5401	
N of Miss	30	7	11	12	60	

Table 107: It is important to think before you act.





Response	6	8	10	12	Total	
NO!	1.7	1.5	0.7	1.5	1.4	
no	2.1	3.4	3.1	2.0	2.7	
yes	24.1	34.4	40.3	35.0	33.2	
YES!	72.1	60.6	55.9	61.5	62.7	
N of Valid	1496	1440	1430	1028	5394	
N of Miss	33	11	10	13	67	

Table 108: Sometimes I think that life is not worth it.





Response	6	8	10	12	Total	
NO!	53.9	48.8	45.5	51.6	49.9	
no	24.0	24.3	26.9	26.2	25.3	
yes	16.3	20.0	21.5	18.3	19.0	
YES!	5.8	6.8	6.1	4.0	5.8	
N of Valid	1474	1427	1421	1028	5350	
N of Miss	55	24	19	13	111	

Table 109: At times I think I am no good at all.

Response	6	8	10	12	Total	
NO!	32.6	30.0	29.6	35.6	31.7	
no	23.8	29.6	29.6	28.7	27.8	
yes	32.1	29.5	31.7	27.7	30.4	
YES!	11.4	11.0	9.2	8.0	10.1	
N of Valid	1486	1438	1424	1025	5373	
N of Miss	43	13	16	16	88	

Table 110: All in all, I am inclined to think that I am a failure.

Response	6	8	10	12	Total	
NO!	51.9	45.4	45.2	51.3	48.2	
no	28.0	32.7	36.4	32.7	32.4	
yes	15.4	16.7	14.4	12.4	14.9	
YES!	4.7	5.3	4.0	3.7	4.5	
N of Valid	1471	1433	1426	1026	5356	
N of Miss	58	18	14	15	105	

Table 111: In the past year, have you felt depressed or sad MOST days, even if you felt okay sometimes?

Response	6	8	10	12	Total	
NO!	31.2	33.7	32.2	39.1	33.6	
no	24.4	26.0	28.2	28.2	26.6	
yes	30.3	26.9	25.9	22.2	26.7	
YES!	14.1	13.4	13.7	10.6	13.1	
N of Valid	1492	1435	1430	1029	5386	
N of Miss	37	16	10	12	75	

Table 112: It is all right to beat up people if they start the fight.





Response	6	8	10	12	Total	
NO!	61.0	39.3	28.5	30.4	40.7	
no	20.6	24.0	24.3	25.2	23.4	
yes	11.8	22.7	29.8	26.8	22.4	
YES!	6.7	14.0	17.4	17.6	13.6	
N of Valid	1488	1435	1428	1028	5379	
N of Miss	41	16	12	13	82	

Table 113: I think it is okay to take something without asking if you can get away with it.





Response	6	8	10	12	Total	
NO!	80.6	64.5	57.3	60.8	66.3	
no	16.3	30.0	35.7	33.3	28.3	
yes	2.2	4.5	5.7	4.4	4.1	
YES!	0.9	1.0	1.4	1.5	1.2	
N of Valid	1488	1436	1427	1029	5380	
N of Miss	41	15	13	12	81	

Table 114: Where do you get the most information about living a drug and alcohol free life? Parents/guardians





Response	6	8	10	12	Total	
All the time	45.9	39.7	36.2	36.3	39.8	
Most	24.7	29.1	31.2	31.9	29.0	
Some	16.9	20.5	20.2	19.1	19.2	
Very little	12.5	10.7	12.4	12.7	12.0	
N of Valid	1447	1426	1418	1025	5316	
N of Miss	82	25	22	16	145	

Table 115: Where do you get the most information about living a drug and alcohol free life? Friends





Response	6	8	10	12	Total	
All the time	17.0	14.8	9.1	9.9	12.9	
Most	16.5	15.6	17.4	18.0	16.8	
Some	25.5	31.9	34.6	35.9	31.7	
Very little	41.0	37.8	38.9	36.2	38.6	
N of Valid	1412	1419	1411	1019	5261	
N of Miss	117	32	29	22	200	

Table 116: Where do you get the most information about living a drug and alcohol free life? Family members





Response	6	8	10	12	Total	
All the time	36.1	31.0	24.3	23.3	29.1	
Most	24.1	26.0	28.0	29.6	26.7	
Some	22.3	25.3	26.1	28.0	25.2	
Very little	17.5	17.7	21.5	19.0	18.9	
N of Valid	1420	1421	1416	1020	5277	
N of Miss	109	30	24	21	184	

Table 117: Where do you get the most information about living a drug and alcohol free life? School





Response	6	8	10	12	Total	
All the time	52.7	47.0	29.1	25.0	39.6	
Most	27.2	31.3	34.8	32.0	31.2	
Some	10.8	14.7	23.2	29.0	18.6	
Very little	9.3	7.0	12.9	14.0	10.6	
N of Valid	1441	1429	1415	1021	5306	
N of Miss	88	22	25	20	155	

Table 118: Where do you get the most information about living a drug and alcohol free life? Internet





Response	6	8	10	12	Total	
All the time	10.5	8.8	6.7	6.8	8.3	
Most	10.9	12.1	11.0	9.9	11.1	
Some	19.1	28.6	27.4	27.2	25.5	
Very little	59.5	50.5	54.9	56.1	55.2	
N of Valid	1396	1413	1408	1016	5233	
N of Miss	133	38	32	25	228	

Table 119: Where do you get the most information about living a drug and alcohol free life? TV





Response	6	8	10	12	Total	
All the time	14.5	11.3	8.6	6.8	10.6	
Most	14.4	15.9	14.1	11.4	14.1	
Some	30.0	32.6	34.1	33.8	32.5	
Very little	41.1	40.1	43.2	48.0	42.7	
N of Valid	1412	1413	1409	1018	5252	
N of Miss	117	38	31	23	209	

Table 120: Where do you get the most information about living a drug and alcohol free life? Social media





Response	6	8	10	12	Total	
All the time	13.5	11.5	7.5	5.8	9.8	
Most	11.7	11.5	11.0	10.0	11.1	
Some	24.8	28.7	29.6	28.9	28.0	
Very little	49.9	48.4	51.9	55.3	51.1	
N of Valid	1362	1406	1402	1017	5187	
N of Miss	167	45	38	24	274	

Table 121: How much do you think people risk harming themselves (physically or in other ways) if they: smoked one or more packs of cigarettes per day?

Response	6	8	10	12	Total	
No risk	10.4	5.4	4.7	3.0	6.1	
Slight risk	6.6	6.6	6.9	6.5	6.6	
Moderate risk	17.8	20.8	20.0	19.6	19.5	
Great risk	65.2	67.3	68.4	70.9	67.7	
N of Valid	1471	1433	1423	1027	5354	
N of Miss	58	18	17	14	107	

Table 122: How much do you think people risk harming themselves (physically or in other ways) if they: try marijuana once or twice?

Response	6	8	10	12	Total	
No risk	12.2	13.9	27.9	34.0	21.0	
Slight risk	17.8	22.3	25.8	27.9	23.1	
Moderate risk	27.2	26.7	21.1	16.8	23.4	
Great risk	42.8	37.2	25.2	21.3	32.5	
N of Valid	1451	1429	1420	1025	5325	
N of Miss	78	22	20	16	136	

Table 123: How much do you think people risk harming themselves (physically or in other ways) if they: smoke marijuana once or twice a week?

Response	6	8	10	12	Total	
No risk	11.5	9.8	20.1	22.3	15.4	
Slight risk	8.3	12.1	16.0	19.5	13.5	
Moderate risk	19.4	21.2	22.3	22.3	21.2	
Great risk	60.9	56.9	41.7	35.8	49.9	
N of Valid	1454	1418	1414	1016	5302	
N of Miss	75	33	26	25	159	

Table 124: How much do you think people risk harming themselves (physically or in other ways) if they: take one or two drinks of an alcoholic beverage (beer, wine, liquor) nearly every day?


Response	6	8	10	12	Total	
No risk	12.7	8.6	9.5	7.2	9.7	
Slight risk	13.5	18.0	20.6	21.2	18.1	
Moderate risk	24.0	26.6	30.7	31.3	27.9	
Great risk	49.7	46.9	39.2	40.3	44.3	
N of Valid	1460	1425	1425	1026	5336	
N of Miss	69	26	15	15	125	

Table 125: How much do you think people risk harming themselves (physically or in other ways) if they: have five or more drinks of an alcoholic beverage once or twice each weekend?


Response	6	8	10	12	Total	
No risk	11.6	6.8	7.2	4.8	7.8	
Slight risk	9.1	9.9	13.8	15.6	11.8	
Moderate risk	21.7	24.2	27.5	30.3	25.5	
Great risk	57.7	59.1	51.5	49.3	54.8	
N of Valid	1463	1430	1419	1024	5336	
N of Miss	66	21	21	17	125	

Table 126: How much do you think people risk harming themselves (physically or in other ways) if they: use prescription drugs that are not prescribed to them?


Response	6	8	10	12	Total	
No risk	10.4	5.2	4.9	2.8	6.1	
Slight risk	4.4	3.7	5.8	8.1	5.3	
Moderate risk	14.8	17.9	19.8	21.6	18.3	
Great risk	70.3	73.2	69.6	67.4	70.3	
N of Valid	1449	1432	1421	1026	5328	
N of Miss	80	19	19	15	133	

Table 127: How much do you think people risk harming themselves (physically or in other ways) if they: use non-prescription drugs to get high?


Response	6	8	10	12	Total	
No risk	11.1	5.2	5.3	2.2	6.2	
Slight risk	4.1	4.1	5.6	5.9	4.8	
Moderate risk	11.9	16.7	18.6	19.3	16.4	
Great risk	72.9	74.1	70.6	72.6	72.5	
N of Valid	1451	1432	1421	1025	5329	
N of Miss	78	19	19	16	132	

Table 128: Have you ever used smokeless tobacco (chew, snuff, plug, dipping tobacco, or chewing tobacco)?


Response	6	8	10	12	Total	
Never	96.4	92.2	86.1	81.1	89.6	
Once or Twice	2.6	5.4	7.6	9.5	6.0	
Once in a while but not regularly	0.7	1.3	2.3	3.0	1.7	
Regularly in the past	0.1	0.6	1.7	1.7	0.9	
Regularly now	0.1	0.5	2.3	4.8	1.7	
N of Valid	1490	1438	1425	1026	5379	
N of Miss	39	13	15	15	82	

Table 129: How often have you taken smokeless tobacco during the past 30 days?


Response	6	8	10	12	Total	
Not at all	99.0	97.1	94.4	91.9	95.9	
Once or twice	0.7	1.7	2.0	1.9	1.5	
Once or twice per week	0.1	0.3	0.7	0.7	0.4	
Three to five times per week	0.0	0.3	0.4	0.4	0.3	
About once a day	0.1	0.1	0.7	1.2	0.5	
More than once a day	0.1	0.3	1.8	3.9	1.3	
N of Valid	1483	1438	1425	1026	5372	
N of Miss	46	13	15	15	89	

Table 130: Have you ever smoked cigarettes?

Response	6	8	10	12	Total	
Never	93.9	83.2	73.3	66.8	80.4	
Once or Twice	5.1	11.3	12.5	15.1	10.6	
Once in a while but not regularly	0.5	2.7	7.5	8.9	4.5	
Regularly in the past	0.4	1.5	3.9	4.2	2.3	
Regularly now	0.1	1.3	2.9	5.0	2.1	
N of Valid	1483	1437	1422	1025	5367	
N of Miss	46	14	18	16	94	

Table 131: How frequently have you smoked cigarettes during the past 30 days?

Response	6	8	10	12	Total	
Not at all	99.1	96.0	91.1	88.0	94.0	
Less than one cigarette per day	0.8	1.9	5.1	6.0	3.2	
One to five cigarettes per day	0.1	1.5	2.8	3.7	1.9	
About one-half pack per day	0.0	0.1	0.6	1.6	0.5	
About one pack per day	0.0	0.3	0.4	0.5	0.3	
About one and one-half packs per day	0.0	0.1	0.0	0.1	0.1	
Two packs or more per day	0.0	0.1	0.1	0.2	0.1	
N of Valid	1483	1437	1422	1022	5364	
N of Miss	46	14	18	19	97	

Table 132: Which statement best describes rules about smoking inside your home?

Response	6	8	10	12	Total	
Smoking is not allowed anywhere inside your home	74.3	74.5	78.5	77.9	76.2	
Smoking is allowed in some places and at some times	6.3	5.4	5.1	6.4	5.8	
Smoking is allowed anywhere inside the home	1.8	1.9	2.0	2.4	2.0	
There are no rules about smoking inside the home	3.5	4.6	4.8	5.0	4.4	
I don't know	14.1	13.6	9.5	8.4	11.7	
N of Valid	1478	1436	1421	1021	5356	
N of Miss	51	15	19	20	105	

Table 133: Which statement best describes rules about smoking in your family cars?







Response	6	8	10	12	Total	
Smoking is never allowed in any car	72.3	68.6	70.7	70.3	70.5	
Smoking is allowed sometimes or in some cars	9.6	9.4	9.6	10.4	9.7	
Smoking is allowed in any car anytime	1.7	3.2	4.0	3.8	3.1	
There are no rules about smoking in the car	3.7	5.7	6.3	6.1	5.4	
We do not have a family car	0.5	0.7	0.4	0.8	0.6	
I don't know	12.2	12.5	8.9	8.7	10.7	
N of Valid	1471	1428	1421	1023	5343	
N of Miss	58	23	19	18	118	

Table 134: During this school year, were you taught in any of your classes about the dangers of tobacco use?






Response	6	8	10	12	Total	
Strongly agree	44.3	35.1	14.4	11.3	27.5	
Agree	30.2	35.8	31.2	23.6	30.7	
Disagree	5.0	9.0	19.5	17.8	12.4	
Strongly disagree	4.5	6.7	17.4	29.5	13.4	
I don't know	15.9	13.4	17.5	17.8	16.0	
N of Valid	1436	1417	1409	1022	5284	
N of Miss	93	34	31	19	177	

Table 135: During the past 12 months, have you participated in any community activities to discourage people your age from using cigarettes, chewing tobacco, snuff, dip or cigars?






Response	6	8	10	12	Total	
Strongly agree	17.1	11.9	6.4	5.9	10.6	
Agree	14.6	17.6	11.9	10.9	13.9	
Disagree	14.7	20.0	26.3	20.3	20.3	
Strongly disagree	19.0	24.2	34.0	42.4	29.0	
I don't know	34.6	26.3	21.4	20.6	26.1	
N of Valid	1407	1410	1407	1017	5241	
N of Miss	122	41	33	24	220	

Table 136: Think back over the last two weeks. How many times have you had five or more alcoholic drinks in a row?







Response	6	8	10	12	Total	
None	98.3	92.9	86.0	82.7	90.6	
Once	0.9	3.8	6.3	8.2	4.5	
Twice	0.3	2.0	3.4	4.5	2.4	
3-5 times	0.1	0.6	2.3	2.7	1.3	
6-9 times	0.0	0.3	0.8	0.5	0.4	
10 or more times	0.4	0.4	1.3	1.4	0.8	
N of Valid	1453	1430	1419	1026	5328	
N of Miss	76	21	21	15	133	

Table 137: During the past 30 days, how many times did you ride in a car or other vehicle driven by someone who had been drinking alcohol or using drugs to get high?






Response	6	8	10	12	Total	
0 times	90.9	87.3	82.9	85.0	86.7	
1 time	4.4	5.5	6.7	5.6	5.5	
2 or 3 times	3.1	3.8	6.3	5.0	4.5	
4 or 5 times	0.3	1.0	1.5	1.9	1.1	
6 or more times	1.2	2.4	2.7	2.5	2.2	
N of Valid	1447	1422	1418	1026	5313	
N of Miss	82	29	22	15	148	

Table 138: During the past 30 days, how many times did you drive a car or other vehicle when you had been drinking alcohol or using drugs to get high?







Response	6	8	10	12	Total	
I did not drive a car in the past 30 days	57.2	62.3	41.9	20.7	47.3	
0 times	42.0	35.8	53.8	70.8	49.2	
1 time	0.4	0.9	1.6	2.9	1.4	
2 or 3 times	0.0	0.3	1.6	2.8	1.0	
4 or 5 times	0.1	0.1	0.3	0.8	0.3	
6 or more times	0.3	0.6	0.8	2.0	0.8	
N of Valid	1389	1381	1386	1018	5174	
N of Miss	140	70	54	23	287	

Table 139: If you drank alcohol (not just a sip or taste) in the past year, how did you usually get it?













Response	6	8	10	12	Total	
I did not drink alcohol in the past year	94.1	81.3	64.0	52.7	74.7	
I bought it myself with a fake ID	0.1	0.2	0.4	0.2	0.2	
I bought it myself without a fake ID	0.0	0.0	0.5	0.5	0.2	
I got it from someone I know age 21 or older	0.5	3.0	10.9	19.1	7.5	
I got it from someone I know under age 21	0.2	2.0	4.5	7.8	3.3	
I got it from my brother or sister	0.2	0.6	1.3	1.0	0.7	
I got it from home with my parents' permission	1.4	4.0	4.7	5.9	3.8	
I got it from home without my parents' permission	0.8	3.1	3.2	1.8	2.3	
I got it from another relative	0.8	1.5	2.0	2.1	1.6	
A stranger bought it for me	0.0	0.2	0.8	0.7	0.4	
I took it from a store or shop	0.0	0.3	0.1	0.0	0.1	
Other	1.9	3.9	7.6	8.2	5.1	
N of Valid	1439	1409	1389	1008	5245	
N of Miss	90	42	51	33	216	

Table 140: If you drank alcohol (not just a sip or taste) in the past year, where did you usually drink it?











Response	6	8	10	12	Total	
I did not drink alcohol in the past year	94.6	82.5	64.9	52.9	75.4	
at my home	2.8	6.7	9.9	12.4	7.6	
at someone else's home	1.7	7.2	20.1	29.6	13.4	
at an open area like a park, beach, field, back road, woods, or a street corner	0.2	1.6	2.3	2.6	1.6	
at a sporting event or concert	0.0	0.1	0.2	0.3	0.2	
at a restaurant, bar, or a nightclub	0.3	0.7	1.0	0.8	0.7	
at an empty building or a construction site	0.3	0.2	0.1	0.0	0.2	
at a hotel/motel	0.1	0.1	0.4	0.5	0.2	
in a car	0.1	0.4	0.3	0.3	0.2	
at school	0.0	0.4	0.8	0.6	0.4	
N of Valid	1428	1395	1380	1006	5209	
N of Miss	101	56	60	35	252	

Table 141: How do you feel about someone your age having one or two drinks of an alcoholic beverage nearly every day?





Response	6	8	10	12	Total	
Neither approve nor disapprove	16.0	19.8	27.4	26.1	22.0	
Somewhat disapprove	5.8	12.1	19.8	23.4	14.7	
Strongly disapprove	61.9	57.2	43.3	44.4	52.3	
Don't know or can't say	16.2	10.9	9.5	6.1	11.0	
N of Valid	1419	1410	1413	1017	5259	
N of Miss	110	41	27	24	202	

Table 142: On how many occasions have you had alcoholic beverages (beer, wine or hard liquor) to drink in your lifetime - more than just a few sips?








Response	6	8	10	12	Total	
0	90.0	74.4	55.1	44.3	67.7	
01/02/13	5.9	11.5	12.5	11.9	10.3	
03/05/13	2.4	6.3	9.7	9.6	6.8	
06/09/13	0.8	2.2	6.8	9.3	4.4	
10/19/13	0.6	2.8	6.4	9.3	4.4	
20-39	0.1	1.0	4.7	6.7	2.8	
40	0.2	1.8	4.9	9.0	3.6	
N of Valid	1445	1431	1418	1021	5315	
N of Miss	84	20	22	20	146	

Table 143: On how many occasions have you drunk one of more drinks of an alcoholic beverage during the past 30 days?








Response	6	8	10	12	Total	
0	98.1	91.3	82.0	74.9	87.5	
01/02/13	1.6	6.0	10.5	13.9	7.5	
03/05/13	0.2	1.5	4.0	5.3	2.5	
06/09/13	0.1	0.6	1.8	2.8	1.2	
10/19/13	0.0	0.4	1.2	2.2	0.8	
20-39	0.0	0.2	0.1	0.4	0.2	
40	0.1	0.1	0.3	0.6	0.2	
N of Valid	1444	1423	1414	1016	5297	
N of Miss	85	28	26	25	164	

Table 144: On how many occasions have you used marijuana (grass, pot) or hashish (hash, hash oil) in your lifetime?


Response	6	8	10	12	Total	
0	98.7	89.1	76.9	67.5	84.3	
01/02/13	0.9	3.2	5.5	7.4	4.0	
03/05/13	0.2	2.7	3.2	4.2	2.4	
06/09/13	0.0	1.2	2.7	3.9	1.8	
10/19/13	0.1	1.1	2.5	4.0	1.8	
20-39	0.0	1.1	2.3	3.7	1.6	
40	0.1	1.6	6.9	9.3	4.1	
N of Valid	1442	1424	1412	1020	5298	
N of Miss	87	27	28	21	163	

Table 145: On how many occasions have you used marijuana (grass, pot) or hashish (hash, hash oil) during the past 30 days?


Response	6	8	10	12	Total	
0	99.7	95.7	88.6	87.2	93.3	
01/02/13	0.1	2.2	4.0	4.5	2.6	
03/05/13	0.0	0.8	1.8	2.1	1.1	
06/09/13	0.1	0.5	1.7	2.1	1.0	
10/19/13	0.0	0.5	2.1	1.3	0.9	
20-39	0.0	0.0	0.8	1.0	0.4	
40	0.1	0.4	1.0	1.9	0.7	
N of Valid	1440	1426	1415	1019	5300	
N of Miss	89	25	25	22	161	

Table 146: On how many occasions have you used LSD or other psychedelics in your lifetime?


Response	6	8	10	12	Total	
0	99.8	99.2	97.5	97.9	98.7	
01/02/13	0.2	0.4	1.3	1.3	0.8	
03/05/13	0.0	0.3	0.7	0.1	0.3	
06/09/13	0.0	0.0	0.4	0.4	0.2	
10/19/13	0.0	0.0	0.1	0.2	0.1	
20-39	0.0	0.0	0.1	0.0	0.0	
40	0.0	0.1	0.0	0.1	0.0	
N of Valid	1426	1426	1414	1020	5286	
N of Miss	103	25	26	21	175	

Table 147: On how many occasions have you used LSD or other psychedelics during the past 30 days?


Response	6	8	10	12	Total	
0	99.9	99.7	99.5	99.5	99.7	
01/02/13	0.1	0.2	0.3	0.3	0.2	
03/05/13	0.0	0.0	0.0	0.1	0.0	
06/09/13	0.0	0.0	0.2	0.1	0.1	
10/19/13	0.0	0.1	0.0	0.0	0.0	
20-39	0.0	0.0	0.0	0.0	0.0	
40	0.0	0.0	0.0	0.0	0.0	
N of Valid	1425	1428	1417	1021	5291	
N of Miss	104	23	23	20	170	

Table 148: On how many occasions have you used cocaine or crack in your lifetime?


Response	6	8	10	12	Total	
0	99.5	98.9	98.2	98.1	98.8	
01/02/13	0.4	0.8	1.3	1.1	0.9	
03/05/13	0.1	0.2	0.1	0.2	0.1	
06/09/13	0.0	0.0	0.2	0.0	0.1	
10/19/13	0.0	0.0	0.0	0.2	0.0	
20-39	0.0	0.0	0.0	0.2	0.0	
40	0.0	0.1	0.1	0.2	0.1	
N of Valid	1442	1426	1416	1021	5305	
N of Miss	87	25	24	20	156	

Table 149: On how many occasions have you used cocaine or crack during the past 30 days?


Response	6	8	10	12	Total	
0	99.9	99.7	99.6	99.7	99.7	
01/02/13	0.1	0.2	0.3	0.1	0.2	
03/05/13	0.0	0.1	0.0	0.1	0.0	
06/09/13	0.0	0.0	0.1	0.1	0.0	
10/19/13	0.0	0.0	0.1	0.0	0.0	
20-39	0.0	0.0	0.0	0.0	0.0	
40	0.0	0.0	0.0	0.0	0.0	
N of Valid	1435	1425	1412	1020	5292	
N of Miss	94	26	28	21	169	

Table 150: On how many occasions have you sniffed glue, breathed the contents of an aerosol spray can, or inhaled other gases or sprays, in order to get high in your lifetime?


Response	6	8	10	12	Total	
0	95.2	91.4	92.9	93.9	93.3	
01/02/13	3.3	4.8	3.9	3.2	3.9	
03/05/13	0.8	1.3	1.6	1.0	1.2	
06/09/13	0.3	1.3	0.6	0.8	0.8	
10/19/13	0.1	0.5	0.6	0.6	0.4	
20-39	0.0	0.1	0.2	0.2	0.1	
40	0.1	0.6	0.1	0.3	0.3	
N of Valid	1435	1427	1413	1020	5295	
N of Miss	94	24	27	21	166	

Table 151: On how many occasions have you sniffed glue, breathed the contents of an aerosol spray can, or inhaled other gases or sprays, in order to get high during the past 30 days?


Response	6	8	10	12	Total	
0	98.5	96.6	98.5	98.8	98.1	
01/02/13	1.1	2.2	1.1	0.9	1.4	
03/05/13	0.2	0.7	0.2	0.1	0.3	
06/09/13	0.1	0.3	0.1	0.1	0.1	
10/19/13	0.0	0.1	0.0	0.0	0.0	
20-39	0.0	0.2	0.1	0.0	0.1	
40	0.1	0.0	0.0	0.1	0.0	
N of Valid	1435	1427	1412	1021	5295	
N of Miss	94	24	28	20	166	

Table 152: On how many occasions have you used Daztrex in your lifetime?


Response	6	8	10	12	Total	
0	100.0	100.0	100.0	100.0	100.0	
01/02/13	0.0	0.0	0.0	0.0	0.0	
03/05/13	0.0	0.0	0.0	0.0	0.0	
06/09/13	0.0	0.0	0.0	0.0	0.0	
10/19/13	0.0	0.0	0.0	0.0	0.0	
20-39	0.0	0.0	0.0	0.0	0.0	
40	0.0	0.0	0.0	0.0	0.0	
N of Valid	1417	1422	1412	1019	5270	
N of Miss	112	29	28	22	191	

Table 153: On how many occasions have you used Daztrex during the past 30 days?


Response	6	8	10	12	Total	
0	100.0	100.0	100.0	100.0	100.0	
01/02/13	0.0	0.0	0.0	0.0	0.0	
03/05/13	0.0	0.0	0.0	0.0	0.0	
06/09/13	0.0	0.0	0.0	0.0	0.0	
10/19/13	0.0	0.0	0.0	0.0	0.0	
20-39	0.0	0.0	0.0	0.0	0.0	
40	0.0	0.0	0.0	0.0	0.0	
N of Valid	1419	1423	1409	1019	5270	
N of Miss	110	28	31	22	191	

Table 154: On how many occasions have you used synthetic marijuana in your lifetime?








Response	6	8	10	12	Total	
0	99.4	95.4	88.5	85.2	92.7	
01/02/13	0.3	2.0	4.7	6.0	3.1	
03/05/13	0.1	1.0	2.8	2.6	1.5	
06/09/13	0.1	0.3	0.6	2.1	0.7	
10/19/13	0.0	0.3	1.3	1.8	0.8	
20-39	0.0	0.4	0.6	0.6	0.4	
40	0.1	0.6	1.3	1.8	0.9	
N of Valid	1436	1425	1411	1020	5292	
N of Miss	93	26	29	21	169	

Table 155: On how many occasions have you used synthetic marijuana during the past 30 days?








Response	6	8	10	12	Total	
0	99.7	98.5	97.6	97.6	98.4	
01/02/13	0.2	1.2	1.3	1.5	1.0	
03/05/13	0.0	0.1	0.1	0.3	0.1	
06/09/13	0.0	0.1	0.2	0.1	0.1	
10/19/13	0.0	0.1	0.5	0.1	0.2	
20-39	0.0	0.0	0.2	0.2	0.1	
40	0.1	0.1	0.0	0.2	0.1	
N of Valid	1433	1425	1414	1020	5292	
N of Miss	96	26	26	21	169	

Table 156: On how many occasions have you used methamphetamines (meth, speed, crank, crystal meth) in your lifetime?








Response	6	8	10	12	Total	
0	99.7	99.2	98.1	98.1	98.8	
01/02/13	0.1	0.4	1.1	1.0	0.6	
03/05/13	0.1	0.2	0.4	0.5	0.3	
06/09/13	0.1	0.1	0.2	0.2	0.2	
10/19/13	0.0	0.0	0.1	0.0	0.0	
20-39	0.0	0.1	0.1	0.1	0.1	
40	0.0	0.0	0.1	0.1	0.1	
N of Valid	1427	1423	1411	1020	5281	
N of Miss	102	28	29	21	180	

Table 157: On how many occasions have you used methamphetamines (meth, speed, crank, crystal meth) in the past 30 days?








Response	6	8	10	12	Total	
0	99.9	99.6	99.4	99.7	99.7	
01/02/13	0.1	0.3	0.4	0.0	0.2	
03/05/13	0.0	0.0	0.1	0.0	0.0	
06/09/13	0.0	0.1	0.1	0.1	0.1	
10/19/13	0.0	0.0	0.0	0.1	0.0	
20-39	0.0	0.0	0.1	0.0	0.0	
40	0.0	0.0	0.0	0.1	0.0	
N of Valid	1425	1426	1412	1020	5283	
N of Miss	104	25	28	21	178	

Table 158: On how many occasions have you used other chemical products (bath salts, plant food, etc.) in your lifetime?


Response	6	8	10	12	Total	
0	97.6	98.5	98.9	99.6	98.6	
01/02/13	1.5	0.8	0.6	0.2	0.8	
03/05/13	0.7	0.3	0.3	0.0	0.3	
06/09/13	0.1	0.1	0.1	0.0	0.1	
10/19/13	0.0	0.1	0.0	0.1	0.0	
20-39	0.0	0.0	0.0	0.0	0.0	
40	0.1	0.2	0.1	0.1	0.1	
N of Valid	1423	1422	1412	1019	5276	
N of Miss	106	29	28	22	185	

Table 159: On how many occasions have you used other chemical products (bath salts, plant food, etc.) during the past 30 days?


Response	6	8	10	12	Total	
0	99.3	99.2	99.4	99.8	99.4	
01/02/13	0.4	0.5	0.4	0.0	0.3	
03/05/13	0.1	0.1	0.1	0.0	0.1	
06/09/13	0.0	0.0	0.1	0.0	0.0	
10/19/13	0.0	0.0	0.0	0.0	0.0	
20-39	0.0	0.0	0.0	0.2	0.0	
40	0.1	0.1	0.1	0.0	0.1	
N of Valid	1425	1422	1415	1020	5282	
N of Miss	104	29	25	21	179	

Table 160: On how many occasions have you used heroin or other opiates in your lifetime?


Response	6	8	10	12	Total	
0	99.7	99.6	99.2	98.5	99.3	
01/02/13	0.2	0.4	0.4	0.4	0.3	
03/05/13	0.1	0.0	0.2	0.6	0.2	
06/09/13	0.0	0.0	0.1	0.1	0.1	
10/19/13	0.0	0.0	0.0	0.1	0.0	
20-39	0.0	0.0	0.0	0.1	0.0	
40	0.0	0.0	0.1	0.2	0.1	
N of Valid	1421	1423	1415	1018	5277	
N of Miss	108	28	25	23	184	

Table 161: On how many occasions have you used heroin or other opiates during the past 30 days?


Response	6	8	10	12	Total	
0	99.9	99.9	99.6	99.7	99.8	
01/02/13	0.1	0.1	0.3	0.2	0.2	
03/05/13	0.0	0.0	0.1	0.0	0.0	
06/09/13	0.0	0.0	0.0	0.0	0.0	
10/19/13	0.0	0.0	0.0	0.1	0.0	
20-39	0.0	0.0	0.0	0.0	0.0	
40	0.0	0.0	0.0	0.0	0.0	
N of Valid	1420	1422	1412	1020	5274	
N of Miss	109	29	28	21	187	

Table 162: On how many occasions have you used MDMA ('X', 'E', or ecstasy) in your lifetime?


Response	6	8	10	12	Total	
0	99.8	99.1	97.5	97.8	98.6	
01/02/13	0.2	0.6	1.2	1.0	0.7	
03/05/13	0.0	0.1	0.5	0.4	0.2	
06/09/13	0.0	0.1	0.4	0.2	0.2	
10/19/13	0.0	0.1	0.3	0.3	0.2	
20-39	0.0	0.1	0.1	0.1	0.1	
40	0.0	0.0	0.0	0.2	0.0	
N of Valid	1400	1422	1414	1019	5255	
N of Miss	129	29	26	22	206	

Table 163: On how many occasions have you used MDMA ('X', 'E', or ecstasy) during the past 30 days?


Response	6	8	10	12	Total	
0	99.9	99.5	99.2	99.2	99.4	
01/02/13	0.1	0.4	0.4	0.3	0.3	
03/05/13	0.0	0.1	0.2	0.1	0.1	
06/09/13	0.0	0.0	0.1	0.2	0.1	
10/19/13	0.0	0.0	0.1	0.2	0.1	
20-39	0.0	0.0	0.0	0.0	0.0	
40	0.0	0.0	0.0	0.0	0.0	
N of Valid	1403	1420	1412	1016	5251	
N of Miss	126	31	28	25	210	

Table 164: On how many occasions have you taken prescription drugs (such as Valium, Xanax, Ritalin, Adderall, OxyContin, Darvocet, or sleeping pills) not prescribed to you in your lifetime?








Response	6	8	10	12	Total	
0	97.9	95.6	88.5	86.3	92.5	
01/02/13	1.4	2.1	4.1	3.5	2.7	
03/05/13	0.4	1.1	2.3	3.9	1.8	
06/09/13	0.1	0.6	1.4	1.7	0.9	
10/19/13	0.0	0.1	1.6	1.2	0.7	
20-39	0.0	0.2	1.1	1.0	0.5	
40	0.2	0.2	1.0	2.4	0.8	
N of Valid	1421	1422	1414	1015	5272	
N of Miss	108	29	26	26	189	

Table 165: On how many occasions have you taken prescription drugs (such as Valium, Xanax, Ritalin, Adderall, OxyContin, Darvocet, or sleeping pills) not prescribed to you during the past 30 days?








Response	6	8	10	12	Total	
0	99.5	98.3	95.1	95.1	97.2	
01/02/13	0.4	1.2	2.8	2.5	1.6	
03/05/13	0.0	0.2	1.1	1.2	0.6	
06/09/13	0.1	0.3	0.7	0.7	0.4	
10/19/13	0.0	0.0	0.1	0.6	0.2	
20-39	0.0	0.0	0.1	0.0	0.0	
40	0.1	0.0	0.0	0.0	0.0	
N of Valid	1425	1423	1414	1015	5277	
N of Miss	104	28	26	26	184	

Table 166: On how many occasions have you taken non-prescription medicines such as diet pills (for example, Dietac, Dexatrim or Prolamine), stay-awake pills (for example No-Doz, Vivarin, or Wake), or cough or cold medicines (robos, DXM, etc.) to get high in your lifetime?








Response	6	8	10	12	Total	
0	98.9	96.9	95.8	93.2	96.4	
01/02/13	0.6	1.5	1.6	2.0	1.4	
03/05/13	0.3	0.5	0.8	1.7	0.7	
06/09/13	0.0	0.4	0.8	0.9	0.5	
10/19/13	0.0	0.3	0.5	0.8	0.4	
20-39	0.1	0.1	0.1	0.7	0.2	
40	0.1	0.3	0.4	0.8	0.4	
N of Valid	1424	1424	1413	1019	5280	
N of Miss	105	27	27	22	181	

Table 167: On how many occasions have you taken non-prescription medicines such as diet pills (for example, Dietac, Dexatrim or Prolamine), stay-awake pills (for example No-Doz, Vivarin, or Wake), or cough or cold medicines (robos, DXM, etc.) to get high during the past 30 days?






Response	6	8	10	12	Total	
0	99.5	98.7	98.1	98.2	98.7	
01/02/13	0.3	0.8	1.1	0.6	0.7	
03/05/13	0.1	0.2	0.4	0.7	0.3	
06/09/13	0.1	0.1	0.2	0.1	0.2	
10/19/13	0.0	0.2	0.2	0.4	0.2	
20-39	0.0	0.0	0.0	0.0	0.0	
40	0.0	0.0	0.0	0.0	0.0	
N of Valid	1423	1420	1411	1016	5270	
N of Miss	106	31	29	25	191	

Table 168: On how many occasions have you been drunk or very high from drinking alcoholic beverages during the past 30 days?








Response	6	8	10	12	Total	
0	99.4	95.0	89.0	84.3	92.5	
01/02/13	0.4	2.9	5.0	9.7	4.1	
03/05/13	0.1	0.9	2.8	2.7	1.6	
06/09/13	0.0	0.6	1.8	1.7	1.0	
10/19/13	0.0	0.3	0.6	0.8	0.4	
20-39	0.0	0.1	0.3	0.4	0.2	
40	0.1	0.2	0.4	0.5	0.3	
N of Valid	1425	1419	1406	1016	5266	
N of Miss	104	32	34	25	195	

Table 169: On how many occasions have you drunk flavored alcoholic beverages, sometimes called 'alcopops' (like Mike's Hard Lemonade, Smirnoff Ice, Bacardi Breezers, etc.) in your lifetime?








Response	6	8	10	12	Total	
0	95.4	84.2	69.5	61.8	79.0	
01/02/13	2.7	7.3	10.4	10.0	7.4	
03/05/13	1.0	3.4	7.5	10.1	5.1	
06/09/13	0.3	1.9	5.0	5.4	3.0	
10/19/13	0.3	1.3	3.1	4.4	2.1	
20-39	0.0	0.8	1.9	3.2	1.4	
40	0.3	1.1	2.6	4.9	2.0	
N of Valid	1427	1422	1408	1017	5274	
N of Miss	102	29	32	24	187	

Table 170: On how many occasions have you drunk flavored alcoholic beverages, sometimes called 'alcopops' (like Mike's Hard Lemonade, Smirnoff Ice, Bacardi Breezers, etc.) during the past 30 days?








Response	6	8	10	12	Total	
0	98.5	94.0	88.7	85.4	92.1	
01/02/13	1.1	3.2	7.1	9.9	5.0	
03/05/13	0.3	1.5	2.3	2.6	1.6	
06/09/13	0.1	0.6	1.3	1.1	0.7	
10/19/13	0.0	0.2	0.4	0.5	0.3	
20-39	0.0	0.2	0.1	0.2	0.1	
40	0.1	0.3	0.1	0.3	0.2	
N of Valid	1426	1421	1412	1019	5278	
N of Miss	103	30	28	22	183	

Table 171: If you used prescription drugs or over the counter drugs without a doctor telling you to use it or for the purpose of getting high, where did you get these drugs?












Response	6	8	10	12	Total	
I did not use prescription drugs or over the counter drugs to get high.	98.9	96.6	91.1	89.7	94.4	
I bought it or took it from a store or shop.	0.1	0.2	0.6	1.0	0.4	
I got it from my parents with permission.	0.1	0.3	1.1	1.1	0.6	
I got it from home without permission.	0.0	0.6	1.6	1.8	1.0	
I got it from a relative with permission.	0.1	0.3	0.2	0.4	0.2	
I got it from a relative without permission.	0.1	0.0	0.0	0.1	0.1	
I got it from a friends home with permission.	0.1	0.2	0.5	0.7	0.3	
I got it from a friends home without permission.	0.1	0.1	0.4	0.1	0.2	
I got it from a friend while at school.	0.1	0.2	1.4	1.1	0.7	
I got it from a friend while at a party.	0.2	0.5	0.9	0.6	0.5	
I got it from a friend, elsewhere	0.3	0.9	2.3	3.5	1.6	
N of Valid	1395	1402	1401	1013	5211	
N of Miss	134	49	39	28	250	

Table 172: During the last month, about how many marijuana cigarettes, or the equivalent, did you smoke a day, on the average?








Response	6	8	10	12	Total	
None	98.7	95.0	88.0	87.5	92.7	
Less than 1 a day	0.9	2.3	4.7	5.0	3.1	
1 a day	0.0	0.8	2.1	2.0	1.2	
2-3 a day	0.4	1.0	2.9	2.3	1.6	
4-6 a day	0.0	0.4	1.3	1.5	0.7	
7-10 a day	0.0	0.1	0.4	1.0	0.3	
11 or more a day	0.1	0.5	0.6	0.8	0.5	
N of Valid	1410	1413	1405	1017	5245	
N of Miss	119	38	35	24	216	

Table 173: How wrong do your friends feel it would be for YOU to: drink alcohol?





Response	6	8	10	12	Total	
Very wrong	83.7	66.7	46.0	45.0	61.5	
Wrong	10.1	17.8	24.6	23.7	18.7	
A little bit wrong	4.1	9.2	16.9	20.0	12.0	
Not wrong at all	2.1	6.4	12.5	11.3	7.8	
N of Valid	1406	1407	1405	1020	5238	
N of Miss	123	44	35	21	223	

Table 174: How wrong do your friends feel it would be for YOU to: smoke tobacco?





Response	6	8	10	12	Total	
Very wrong	88.7	75.5	58.5	51.7	69.8	
Wrong	7.0	13.3	20.1	20.1	14.7	
A little bit wrong	2.4	6.9	10.9	15.1	8.4	
Not wrong at all	1.9	4.3	10.5	13.1	7.1	
N of Valid	1401	1408	1404	1017	5230	
N of Miss	128	43	36	24	231	

Table 175: How wrong do your friends feel it would be for YOU to: smoke marijuana?





Response	6	8	10	12	Total	
Very wrong	91.1	73.9	52.6	47.0	67.6	
Wrong	5.2	11.2	15.1	16.0	11.6	
A little bit wrong	1.9	7.6	14.0	18.9	10.0	
Not wrong at all	1.8	7.3	18.3	18.2	10.9	
N of Valid	1399	1407	1403	1018	5227	
N of Miss	130	44	37	23	234	

Table 176: How wrong do your friends feel it would be for YOU to: use prescription drugs not prescribed to you





Response	6	8	10	12	Total	
Very wrong	89.7	81.4	66.9	64.2	76.4	
Wrong	6.4	11.4	18.4	20.6	13.7	
A little bit wrong	2.1	4.3	7.4	10.2	5.7	
Not wrong at all	1.8	2.8	7.3	4.9	4.2	
N of Valid	1393	1409	1404	1017	5223	
N of Miss	136	42	36	24	238	

Table 177: How wrong would most adults (over 21) in your neighborhood think it is for kids your age: to use marijuana?





Response	6	8	10	12	Total	
Very wrong	90.4	82.2	69.2	66.0	77.7	
Wrong	6.2	11.2	18.9	21.4	13.9	
A little bit wrong	2.2	3.7	7.0	7.8	5.0	
Not wrong at all	1.2	2.9	4.9	4.8	3.4	
N of Valid	1393	1409	1400	1014	5216	
N of Miss	136	42	40	27	245	

Table 178: How wrong would most adults (over 21) in your neighborhood think it is for kids your age: to drink alcohol?





Response	6	8	10	12	Total	
Very wrong	85.2	74.4	59.2	54.6	69.3	
Wrong	9.0	14.4	22.3	25.0	17.1	
A little bit wrong	4.2	6.8	12.8	14.7	9.3	
Not wrong at all	1.7	4.4	5.7	5.7	4.3	
N of Valid	1390	1408	1398	1014	5210	
N of Miss	139	43	42	27	251	

Table 179: How wrong would most adults (over 21) in your neighborhood think it is for kids your age: to smoke cigarettes?





Response	6	8	10	12	Total	
Very wrong	85.7	77.0	65.0	57.2	72.2	
Wrong	8.4	13.4	19.6	21.5	15.3	
A little bit wrong	3.8	5.7	10.0	13.2	7.8	
Not wrong at all	2.1	3.9	5.4	8.0	4.6	
N of Valid	1388	1407	1398	1012	5205	
N of Miss	141	44	42	29	256	

Table 180: How much do each of the following statements describe your neighborhood? crime and/or drug selling





Response	6	8	10	12	Total	
NO!	83.5	73.8	65.0	67.3	72.7	
no	10.6	18.3	24.6	23.7	19.0	
yes	4.2	6.3	8.4	7.0	6.5	
YES!	1.7	1.6	1.9	2.0	1.8	
N of Valid	1374	1404	1398	1016	5192	
N of Miss	155	47	42	25	269	

Table 181: How much do each of the following statements describe your neighborhood? fights





Response	6	8	10	12	Total	
NO!	73.6	67.8	63.3	67.2	68.0	
no	14.7	20.1	25.8	25.0	21.2	
yes	8.7	9.1	8.8	6.4	8.4	
YES!	3.0	3.0	2.1	1.5	2.5	
N of Valid	1369	1401	1396	1014	5180	
N of Miss	160	50	44	27	281	

Table 182: How much do each of the following statements describe your neighborhood? lots of empty or abandoned buildings





Response	6	8	10	12	Total	
NO!	74.8	70.6	66.3	71.8	70.8	
no	17.6	22.6	28.0	23.0	22.8	
yes	5.9	4.9	4.9	3.8	5.0	
YES!	1.7	1.9	0.9	1.4	1.4	
N of Valid	1365	1400	1397	1013	5175	
N of Miss	164	51	43	28	286	

Table 183: How much do each of the following statements describe your neighborhood? lots of graffiti





Response	6	8	10	12	Total	
NO!	81.7	75.9	71.8	74.5	76.0	
no	13.9	16.9	23.8	21.0	18.8	
yes	3.0	5.0	3.0	3.2	3.6	
YES!	1.4	2.2	1.4	1.4	1.6	
N of Valid	1349	1396	1388	1010	5143	
N of Miss	180	55	52	31	318	

Table 184: I feel safe in my neighborhood.


Response	6	8	10	12	Total	
NO!	5.8	6.3	3.1	3.2	4.7	
no	8.9	9.0	8.4	5.8	8.2	
yes	26.3	34.8	37.4	37.4	33.8	
YES!	59.0	49.9	51.0	53.7	53.4	
N of Valid	1367	1395	1387	1012	5161	
N of Miss	162	56	53	29	300	

Table 185: If a kid smoked marijuana in your neighborhood would he or she be caught by the police?


Response	6	8	10	12	Total	
NO!	10.6	12.8	15.4	17.3	13.8	
no	16.9	29.4	45.7	47.7	34.1	
yes	32.2	31.1	25.4	23.1	28.3	
YES!	40.3	26.7	13.5	11.9	23.8	
N of Valid	1357	1392	1391	1008	5148	
N of Miss	172	59	49	33	313	

Table 186: If a kid drank some beer, wine or hard liquor (for example, vodka, whiskey, or gin) in your neighborhood would he or she be caught by the police?


Response	6	8	10	12	Total	
NO!	12.3	16.1	20.2	21.8	17.3	
no	20.7	36.6	51.2	51.5	39.3	
yes	34.4	27.5	20.2	18.2	25.5	
YES!	32.6	19.8	8.3	8.4	17.9	
N of Valid	1355	1393	1390	1007	5145	
N of Miss	174	58	50	34	316	

Table 187: If a kid carried a handgun in your neighborhood would he or she be caught by the police?





Response	6	8	10	12	Total	
NO!	10.4	11.6	13.2	14.7	12.3	
no	14.7	22.3	32.6	33.3	25.2	
yes	30.1	28.8	31.3	30.6	30.2	
YES!	44.9	37.3	22.8	21.3	32.2	
N of Valid	1350	1389	1389	1005	5133	
N of Miss	179	62	51	36	328	

Table 188: If you wanted to get some cigarettes, how easy would it be for you to get some?





Response	6	8	10	12	Total	
Very hard	79.1	55.3	35.3	20.4	49.1	
Sort of hard	7.9	17.4	16.5	9.7	13.2	
Sort of easy	7.0	15.0	23.6	19.9	16.3	
Very easy	5.9	12.4	24.6	49.9	21.4	
N of Valid	1323	1388	1388	1008	5107	
N of Miss	206	63	52	33	354	

Table 189: If you wanted to get some beer, wine or hard liquor (for example, vodka, whiskey, or gin), how easy would it be for you to get some?





Response	6	8	10	12	Total	
Very hard	76.4	48.6	28.0	19.0	44.4	
Sort of hard	10.0	16.0	16.7	14.1	14.3	
Sort of easy	6.5	17.4	25.0	28.9	18.9	
Very easy	7.1	18.0	30.3	37.9	22.5	
N of Valid	1319	1382	1386	1004	5091	
N of Miss	210	69	54	37	370	

Table 190: If you wanted to get a drug like cocaine, LSD, or amphetamines, how easy would it be for you to get some?





Response	6	8	10	12	Total	
Very hard	94.0	83.9	69.9	59.4	77.8	
Sort of hard	2.8	8.6	15.8	24.3	12.2	
Sort of easy	1.4	4.3	7.7	10.0	5.6	
Very easy	1.8	3.2	6.6	6.4	4.4	
N of Valid	1314	1381	1387	1002	5084	
N of Miss	215	70	53	39	377	

Table 191: If you wanted to get a handgun, how easy would it be for you to get one?





Response	6	8	10	12	Total	
Very hard	79.7	71.0	62.7	54.6	67.7	
Sort of hard	8.8	13.2	15.7	16.7	13.4	
Sort of easy	6.0	7.9	10.1	11.8	8.8	
Very easy	5.5	7.9	11.5	16.8	10.0	
N of Valid	1316	1384	1388	1003	5091	
N of Miss	213	67	52	38	370	

Table 192: If you wanted to get some marijuana, how easy would it be for you to get some?





Response	6	8	10	12	Total	
Very hard	91.2	69.5	40.8	30.8	59.6	
Sort of hard	3.4	8.9	11.1	10.1	8.3	
Sort of easy	2.9	9.4	17.6	19.9	12.0	
Very easy	2.5	12.2	30.5	39.3	20.0	
N of Valid	1303	1366	1378	1001	5048	
N of Miss	226	85	62	40	413	

Table 193: If you wanted to get prescription drugs for the purpose of getting high, how easy would it be for you to get some?





Response	6	8	10	12	Total	
Very hard	84.9	66.2	46.2	38.8	60.2	
Sort of hard	5.9	11.9	16.2	18.0	12.7	
Sort of easy	4.7	11.3	18.4	20.6	13.4	
Very easy	4.5	10.6	19.2	22.7	13.8	
N of Valid	1308	1375	1381	1001	5065	
N of Miss	221	76	59	40	396	

Table 194: If you wanted to get synthetic marijuana such as K2 or chemical products such as bath salts to get high, how easy would it be for you to get some?





Response	6	8	10	12	Total	
Very hard	91.5	78.6	56.4	48.5	69.9	
Sort of hard	4.0	8.8	14.7	16.7	10.7	
Sort of easy	2.0	6.8	12.9	16.8	9.2	
Very easy	2.5	5.9	15.9	18.1	10.1	
N of Valid	1309	1380	1384	1001	5074	
N of Miss	220	71	56	40	387	

Table 195: If you wanted to get steroids to enhance athletic performance, how easy would it be for you to get some?





Response	6	8	10	12	Total	
Very hard	90.0	81.6	67.0	59.6	75.4	
Sort of hard	5.1	11.0	17.3	18.5	12.7	
Sort of easy	2.8	4.2	8.9	11.7	6.6	
Very easy	2.1	3.3	6.8	10.2	5.3	
N of Valid	1308	1378	1382	997	5065	
N of Miss	221	73	58	44	396	

Table 196: During the past 12 months, have you participated in any alcohol prevention programs or seen any alcohol prevention messages in your school or community? Yes, a school-based program focused on preventing underage drinking and/or drinking and driving.



Response	6	8	10	12	Total	
No	72.1	72.6	84.5	88.0	78.5	
Yes	27.9	27.4	15.5	12.0	21.5	
N of Valid	1529	1451	1440	1041	5461	
N of Miss	0	0	0	0	0	

Table 197: During the past 12 months, have you participated in any alcohol prevention programs or seen any alcohol prevention messages in your school or community? Yes, a community-based program focused on preventing underage drinking and/or drinking and driving (for example, through your church or temple or through youth groups like Boys and Girls Club or 4-H).



Response	6	8	10	12	Total	
No	86.3	90.4	92.2	93.4	90.3	
Yes	13.7	9.6	7.8	6.6	9.7	
N of Valid	1529	1451	1440	1041	5461	
N of Miss	0	0	0	0	0	

Table 198: During the past 12 months, have you participated in any alcohol prevention programs or seen any alcohol prevention messages in your school or community? Yes, a media campaign addressing underage drinking and/or drinking and driving (for example, newspaper ads, posters, pamphlets, radio, TV).



Response	6	8	10	12	Total	
No	86.4	85.0	86.3	86.0	85.9	
Yes	13.6	15.0	13.7	14.0	14.1	
N of Valid	1529	1451	1440	1041	5461	
N of Miss	0	0	0	0	0	

Table 199: During the past 12 months, have you participated in any alcohol prevention programs or seen any alcohol prevention messages in your school or community? No



Response	6	8	10	12	Total	
No	51.3	42.9	32.0	29.5	39.8	
Yes	48.7	57.1	68.0	70.5	60.2	
N of Valid	1529	1451	1440	1041	5461	
N of Miss	0	0	0	0	0	

Table 200: How wrong do your parents feel it would be for YOU to: drink beer, wine or hard liquor (for example, vodka, whiskey or gin) regularly?





Response	6	8	10	12	Total	
Very wrong	92.1	87.3	79.9	76.4	84.4	
Wrong	4.8	7.9	12.3	14.2	9.5	
A little bit wrong	2.5	3.2	6.2	7.7	4.7	
Not wrong at all	0.7	1.6	1.6	1.7	1.4	
N of Valid	1345	1395	1395	1006	5141	
N of Miss	184	56	45	35	320	

Table 201: How wrong do your parents feel it would be for YOU to: smoke tobacco?





Response	6	8	10	12	Total	
Very wrong	96.4	92.4	86.0	77.6	88.8	
Wrong	1.9	4.8	8.4	13.6	6.7	
A little bit wrong	1.3	1.8	3.6	5.2	2.8	
Not wrong at all	0.4	1.0	2.0	3.6	1.6	
N of Valid	1346	1395	1395	1006	5142	
N of Miss	183	56	45	35	319	

Table 202: How wrong do your parents feel it would be for YOU to: smoke marijuana?





Response	6	8	10	12	Total	
Very wrong	98.1	92.9	85.6	81.9	90.1	
Wrong	0.8	3.6	8.3	10.1	5.4	
A little bit wrong	0.7	1.9	4.1	5.0	2.8	
Not wrong at all	0.4	1.5	2.0	3.0	1.7	
N of Valid	1344	1390	1389	1006	5129	
N of Miss	185	61	51	35	332	

Table 203: How wrong do your parents feel it would be for YOU to: use prescription drugs not prescribed to you?


Response	6	8	10	12	Total	
Very wrong	96.3	94.4	89.7	88.0	92.3	
Wrong	2.2	3.1	6.3	8.0	4.7	
A little bit wrong	0.7	1.5	2.5	2.9	1.9	
Not wrong at all	0.8	1.0	1.5	1.2	1.1	
N of Valid	1341	1394	1394	1005	5134	
N of Miss	188	57	46	36	327	

Table 204: How wrong do your parents feel it would be for YOU to: steal something worth more than \$5?


Response	6	8	10	12	Total	
Very wrong	86.2	83.1	83.0	84.7	84.2	
Wrong	10.4	12.7	12.8	11.7	11.9	
A little bit wrong	2.7	3.0	3.2	2.6	2.9	
Not wrong at all	0.7	1.2	1.0	1.0	1.0	
N of Valid	1337	1393	1393	1006	5129	
N of Miss	192	58	47	35	332	

Table 205: How wrong do your parents feel it would be for YOU to: draw graffiti, write things, or draw pictures on buildings or other property (without the owner's permission)?


Response	6	8	10	12	Total	
Very wrong	91.7	87.0	85.6	85.8	87.6	
Wrong	5.1	8.3	9.2	10.2	8.1	
A little bit wrong	1.9	3.2	4.0	3.0	3.0	
Not wrong at all	1.3	1.5	1.2	1.0	1.3	
N of Valid	1334	1396	1395	1005	5130	
N of Miss	195	55	45	36	331	

Table 206: How wrong do your parents feel it would be for YOU to: pick a fight with someone?





Response	6	8	10	12	Total	
Very wrong	77.6	65.2	61.1	63.9	67.0	
Wrong	14.7	21.1	22.8	22.2	20.1	
A little bit wrong	5.3	10.4	12.3	11.4	9.8	
Not wrong at all	2.4	3.3	3.8	2.5	3.0	
N of Valid	1338	1395	1395	1006	5134	
N of Miss	191	56	45	35	327	

Table 207: During the past 12 months, have you talked with at least one of your parents about the dangers of underage drinking and/or drinking and driving? By parents, we mean either your biological parents, adoptive parents, stepparents, or adult guardians - whether or not they live with you.



Response	6	8	10	12	Total	
No	40.5	47.2	48.1	51.0	46.5	
Yes	59.5	52.8	51.9	49.0	53.5	
N of Valid	1291	1363	1377	994	5025	
N of Miss	238	88	63	47	436	

Table 208: The rules in my family are clear.





Response	6	8	10	12	Total	
NO!	2.6	2.0	2.7	2.2	2.4	
no	4.0	5.6	7.4	7.1	5.9	
yes	27.1	31.1	37.6	38.1	33.2	
YES!	66.4	61.4	52.3	52.6	58.5	
N of Valid	1316	1387	1391	1004	5098	
N of Miss	213	64	49	37	363	

Table 209: People in my family often insult or yell at each other.

Response	6	8	10	12	Total	
NO!	38.7	28.4	21.9	25.7	28.8	
no	35.7	42.5	46.1	46.6	42.5	
yes	19.0	20.9	23.4	20.3	21.0	
YES!	6.6	8.2	8.6	7.4	7.7	
N of Valid	1315	1386	1391	1003	5095	
N of Miss	214	65	49	38	366	

Table 210: When I am not at home, one of my parents knows where I am and who I am with.

Response	6	8	10	12	Total	
NO!	2.7	3.0	3.3	2.8	3.0	
no	5.1	5.7	7.1	8.4	6.4	
yes	22.6	30.0	39.4	44.5	33.5	
YES!	69.6	61.2	50.3	44.3	57.1	
N of Valid	1313	1382	1387	1004	5086	
N of Miss	216	69	53	37	375	

Table 211: We argue about the same things in my family over and over.

Response	6	8	10	12	Total	
NO!	38.5	24.2	15.4	18.8	24.4	
no	34.3	39.7	41.1	41.1	39.0	
yes	18.7	24.4	32.2	30.0	26.2	
YES!	8.5	11.8	11.3	10.1	10.5	
N of Valid	1313	1383	1385	1002	5083	
N of Miss	216	68	55	39	378	

Table 212: If you drank some beer or wine or liquor (for example, vodka, whiskey, or gin) without your parents' permission, would you be caught by your parents?





Response	6	8	10	12	Total	
NO!	7.7	8.1	9.1	11.4	8.9	
no	5.1	16.1	32.9	38.8	22.3	
yes	12.7	21.2	26.3	25.5	21.3	
YES!	74.5	54.7	31.7	24.3	47.5	
N of Valid	1304	1375	1382	1000	5061	
N of Miss	225	76	58	41	400	

Table 213: My family has clear rules about alcohol and drug use.





Response	6	8	10	12	Total	
NO!	3.8	3.5	3.2	2.1	3.3	
no	5.5	9.3	9.6	10.8	8.7	
yes	14.5	20.0	32.8	35.0	25.1	
YES!	76.2	67.1	54.3	52.1	63.0	
N of Valid	1300	1382	1390	1002	5074	
N of Miss	229	69	50	39	387	

Table 214: If you carried a handgun without your parents' permission, would you be caught by your parents?





Response	6	8	10	12	Total	
NO!	6.0	4.6	6.0	6.7	5.8	
no	3.0	7.5	11.0	17.6	9.3	
yes	12.3	20.3	25.1	27.2	20.9	
YES!	78.7	67.6	57.9	48.5	64.0	
N of Valid	1295	1380	1384	996	5055	
N of Miss	234	71	56	45	406	

Table 215: If you skipped school would you be caught by your parents?

Response	6	8	10	12	Total	
NO!	4.7	4.4	6.3	6.9	5.5	
no	4.1	8.2	14.6	20.6	11.4	
yes	16.9	22.1	29.8	32.2	24.9	
YES!	74.3	65.3	49.3	40.4	58.3	
N of Valid	1296	1382	1387	1001	5066	
N of Miss	233	69	53	40	395	

Table 216: My parents ask if I've gotten my homework done.

Response	6	8	10	12	Total	
NO!	2.8	4.6	7.5	10.9	6.2	
no	4.6	9.8	16.7	20.9	12.6	
yes	21.2	30.5	34.4	37.7	30.6	
YES!	71.3	55.0	41.4	30.5	50.6	
N of Valid	1300	1379	1388	998	5065	
N of Miss	229	72	52	43	396	

Table 217: People in my family have serious arguments.

Response	6	8	10	12	Total	
NO!	46.0	32.0	26.9	30.8	33.9	
no	32.0	41.2	44.1	44.8	40.4	
yes	14.1	16.9	20.0	16.2	16.9	
YES!	7.8	9.9	9.1	8.2	8.8	
N of Valid	1287	1370	1387	1000	5044	
N of Miss	242	81	53	41	417	

Table 218: Would your parents know if you did not come home on time?


Response	6	8	10	12	Total	
NO!	4.0	3.8	4.6	5.1	4.3	
no	6.3	10.7	12.4	12.4	10.4	
yes	24.6	33.1	38.6	40.4	33.9	
YES!	65.1	52.4	44.4	42.1	51.4	
N of Valid	1288	1380	1382	998	5048	
N of Miss	241	71	58	43	413	

Table 219: Have any of your brothers or sisters ever: drunk beer, wine or hard liquor (for example, vodka, whiskey or gin)?


Response	6	8	10	12	Total	
No	80.0	62.7	48.8	44.2	59.6	
Yes	16.5	34.3	48.0	51.6	36.9	
I don't have any brothers or sisters	3.6	3.0	3.2	4.2	3.4	
N of Valid	1292	1380	1389	1002	5063	
N of Miss	237	71	51	39	398	

Table 220: Have any of your brothers or sisters ever: smoked marijuana?


Response	6	8	10	12	Total	
No	91.9	81.5	68.2	62.9	76.8	
Yes	4.6	15.3	28.6	32.9	19.7	
I don't have any brothers or sisters	3.5	3.2	3.2	4.2	3.5	
N of Valid	1288	1383	1388	1002	5061	
N of Miss	241	68	52	39	400	

Table 221: Have any of your brothers or sisters ever: smoked cigarettes?


Response	6	8	10	12	Total	
No	84.2	74.1	67.0	60.7	72.1	
Yes	12.3	22.6	29.8	34.9	24.4	
I don't have any brothers or sisters	3.6	3.3	3.2	4.4	3.5	
N of Valid	1288	1381	1384	1001	5054	
N of Miss	241	70	56	40	407	

Table 222: Have any of your brothers or sisters ever: taken a handgun to school?




Response	6	8	10	12	Total	
No	95.6	95.2	94.9	93.9	95.0	
Yes	0.9	1.6	1.9	1.6	1.5	
I don't have any brothers or sisters	3.5	3.2	3.1	4.5	3.5	
N of Valid	1286	1381	1386	1002	5055	
N of Miss	243	70	54	39	406	

Table 223: Have any of your brothers or sisters ever: been suspended or expelled from school?




Response	6	8	10	12	Total	
No	83.3	75.4	73.8	74.2	76.7	
Yes	13.0	21.3	22.8	21.6	19.6	
I don't have any brothers or sisters	3.7	3.3	3.5	4.3	3.6	
N of Valid	1284	1383	1388	1002	5057	
N of Miss	245	68	52	39	404	

Table 224: Have you changed homes in the past year (the last 12 months)?



Response	6	8	10	12	Total	
No	70.7	75.0	77.1	79.5	75.4	
Yes	29.3	25.0	22.9	20.5	24.6	
N of Valid	1278	1382	1395	1005	5060	
N of Miss	251	69	45	36	401	

Table 225: How many times have you changed homes since kindergarten?






Response	6	8	10	12	Total	
Never	38.3	28.5	24.3	21.6	28.4	
1 or 2 times	30.0	31.2	32.4	32.1	31.4	
3 or 4 times	18.0	20.2	21.6	22.0	20.4	
5 or 6 times	6.1	9.8	11.3	12.9	9.9	
7 or more times	7.6	10.3	10.4	11.4	9.9	
N of Valid	1271	1373	1392	997	5033	
N of Miss	258	78	48	44	428	

Table 226: Have you changed schools (including changing from elementary to middle and middle to high school) in the past year?



Response	6	8	10	12	Total	
No	30.4	69.4	75.5	79.2	63.2	
Yes	69.6	30.6	24.5	20.8	36.8	
N of Valid	1257	1364	1387	997	5005	
N of Miss	272	87	53	44	456	

Table 227: How many times have you changed schools since kindergarten (including changing from elementary to middle and middle to high school)?






Response	6	8	10	12	Total	
Never	22.4	17.3	14.6	12.6	16.9	
1 or 2 times	40.9	38.5	24.5	15.7	30.7	
3 or 4 times	24.4	28.5	35.4	38.3	31.4	
5 or 6 times	7.6	9.0	16.2	21.0	13.0	
7 or more times	4.7	6.7	9.3	12.3	8.0	
N of Valid	1262	1369	1392	1004	5027	
N of Miss	267	82	48	37	434	

Table 228: Has anyone in your family ever had severe alcohol or drug problems?



Response	6	8	10	12	Total	
No	77.5	70.0	62.4	61.0	68.0	
Yes	22.5	30.0	37.6	39.0	32.0	
N of Valid	1261	1368	1392	1000	5021	
N of Miss	268	83	48	41	440	

Table 229: About how many adults (over 21) have you known personally who in the past year have: used marijuana, crack, cocaine, or other drugs?






Response	6	8	10	12	Total	
0	82.0	71.9	62.0	55.1	68.4	
1	10.0	14.8	14.3	13.7	13.2	
2	3.9	7.0	10.4	12.7	8.3	
03/04/13	2.1	2.8	5.8	9.4	4.8	
5	1.9	3.5	7.4	9.1	5.3	
N of Valid	1268	1369	1389	1001	5027	
N of Miss	261	82	51	40	434	

Table 230: About how many adults (over 21) have you known personally who in the past year have: sold or dealt drugs?






Response	6	8	10	12	Total	
0	92.2	83.4	74.7	71.2	80.8	
1	4.4	8.2	11.4	11.2	8.7	
2	1.9	3.9	6.0	7.9	4.8	
03/04/13	0.7	2.0	3.9	5.2	2.9	
5	0.7	2.5	3.9	4.6	2.8	
N of Valid	1262	1367	1393	1003	5025	
N of Miss	267	84	47	38	436	

Table 231: About how many adults (over 21) have you known personally who in the past year have: done other things that could get them in trouble with the police, like stealing, selling stolen goods, mugging or assaulting others, etc.?






Response	6	8	10	12	Total	
0	86.0	75.6	70.1	70.2	75.6	
1	8.1	12.2	13.5	11.8	11.4	
2	3.7	5.8	6.7	7.2	5.8	
03/04/13	1.0	3.1	4.9	5.2	3.5	
5	1.2	3.3	4.9	5.7	3.7	
N of Valid	1265	1368	1390	1002	5025	
N of Miss	264	83	50	39	436	

Table 232: About how many adults (over 21) have you known personally who in the past year have: gotten drunk or high?






Response	6	8	10	12	Total	
0	65.0	48.1	36.5	30.9	45.7	
1	17.4	19.8	18.1	16.6	18.1	
2	6.7	12.9	11.4	14.3	11.2	
03/04/13	4.0	5.6	11.7	11.6	8.1	
5	6.7	13.6	22.2	26.6	16.9	
N of Valid	1261	1367	1389	1004	5021	
N of Miss	268	84	51	37	440	

Table 233: Have you seen or heard information about underage drinking in the past 12 months from the following sources? Radio



Response	6	8	10	12	Total	
No	57.8	51.1	50.1	46.4	51.6	
Yes	42.2	48.9	49.9	53.6	48.4	
N of Valid	1264	1378	1397	1008	5047	
N of Miss	265	73	43	33	414	

Table 234: Have you seen or heard information about underage drinking in the past 12 months from the following sources? TV.



Response	6	8	10	12	Total	
No	35.1	29.5	26.3	27.1	29.5	
Yes	64.9	70.5	73.7	72.9	70.5	
N of Valid	1261	1377	1397	1005	5040	
N of Miss	268	74	43	36	421	

Table 235: Have you seen or heard information about underage drinking in the past 12 months from the following sources? Print. This includes information on underage drinking you may have seen in the newspaper, on a billboard, in pamphlets, on stickers, etc.



Response	6	8	10	12	Total	
No	52.8	45.5	47.9	45.0	47.9	
Yes	47.2	54.5	52.1	55.0	52.1	
N of Valid	1259	1376	1395	1005	5035	
N of Miss	270	75	45	36	426	

Table 236: Have you seen or heard information about underage drinking in the past 12 months from the following sources? Website or social media? (Facebook, Myspace, website, etc.)



Response	6	8	10	12	Total	
No	58.0	43.2	42.8	41.0	46.3	
Yes	42.0	56.8	57.2	59.0	53.7	
N of Valid	1256	1375	1396	1007	5034	
N of Miss	273	76	44	34	427	

Table 237: The next questions ask about your opinions of the information you saw or heard. If you have seen or heard more than one ad, please think about your favorite ad when answering these questions. The information about underage drinking that I saw or heard was convincing.






Response	6	8	10	12	Total	
NO!	27.7	13.4	12.7	9.4	15.9	
no	8.1	14.1	20.9	21.5	16.0	
yes	16.3	29.4	38.0	40.6	30.8	
YES!	23.4	25.0	16.7	16.3	20.5	
I have not seen or heard any ads about underage drinking in the past 12 months.	24.6	18.0	11.7	12.1	16.7	
N of Valid	1233	1364	1399	997	4993	
N of Miss	296	87	41	44	468	

Table 238: The next questions ask about your opinions of the information you saw or heard. If you have seen or heard more than one ad, please think about your favorite ad when answering these questions. The information about underage drinking that I saw or heard grabbed my attention.






Response	6	8	10	12	Total	
NO!	24.0	13.3	12.4	8.8	14.8	
no	10.2	18.7	25.9	27.4	20.4	
yes	17.5	26.3	32.5	35.0	27.6	
YES!	23.9	24.4	17.6	16.4	20.8	
I have not seen or heard any ads about underage drinking in the past 12 months.	24.4	17.3	11.6	12.4	16.5	
N of Valid	1227	1363	1399	998	4987	
N of Miss	302	88	41	43	474	

Table 239: The next questions ask about your opinions of the information you saw or heard. If you have seen or heard more than one ad, please think about your favorite ad when answering these questions. The information about underage drinking that I saw or heard said something important to me.

Response	6	8	10	12	Total	
NO!	22.9	13.5	12.2	10.0	14.7	
no	9.9	18.1	27.3	30.0	21.0	
yes	15.9	26.1	31.7	31.9	26.4	
YES!	25.8	24.9	17.0	15.6	21.0	
I have not seen or heard any ads about underage drinking in the past 12 months.	25.5	17.4	11.8	12.4	16.8	
N of Valid	1218	1359	1397	997	4971	
N of Miss	311	92	43	44	490	

Table 240: The next questions ask about your opinions of the information you saw or heard. If you have seen or heard more than one ad, please think about your favorite ad when answering these questions. Seeing or hearing this information about underage drinking made me want to stop or decrease my drinking.

Response	6	8	10	12	Total	
NO!	22.8	15.6	14.9	13.3	16.6	
no	3.8	11.9	23.0	27.9	16.4	
yes	5.9	14.2	23.0	24.2	16.8	
YES!	26.8	26.2	20.2	18.2	23.0	
I have not seen or heard any ads about underage drinking in the past 12 months.	40.8	32.1	18.8	16.4	27.2	
N of Valid	1146	1303	1359	987	4795	
N of Miss	383	148	81	54	666	

Table 241: How honest were you in filling out this survey?

Response	6	8	10	12	Total	
I was very honest	87.0	79.0	79.6	77.8	81.0	
I was honest pretty much of the time	11.7	17.8	16.5	17.4	15.8	
I was honest some of the time	1.1	1.9	2.9	3.7	2.3	
I was honest once in a while	0.2	1.3	0.9	1.1	0.9	
I was not honest at all	0.0	0.0	0.0	0.0	0.0	
N of Valid	1266	1373	1398	998	5035	
N of Miss	263	78	42	43	426	