

2015 APNA

Arkansas Prevention Needs Assessment Student Survey

Baxter County
Tables

**Arkansas Department of Human Services
Division of Behavioral Health Services
Prevention Services**

Conducted by International Survey Associates dba Pride Surveys

Contents

1	INTRODUCTION	11
2	PERCENTAGE TABLES	16

List of Tables

1	Sex	17
2	Age	17
3	Are you Hispanic or Latino?	17
4	What is your race? Black or African American	18
5	What is your race? Asian	18
6	What is your race? American Indian	18
7	What is your race? Alaska Native	18
8	What is your race? White	19
9	What is your race? Native Hawaiian or Other Pacific Islander	19
10	What is your race? Other	19
11	What is the highest level of schooling completed by your mother or father?	20
12	Think of where you live most of the time. Which of the following people live there with you? Mother	20
13	Think of where you live most of the time. Which of the following people live there with you? Stepmother	20
14	Think of where you live most of the time. Which of the following people live there with you? Foster Mother	21
15	Think of where you live most of the time. Which of the following people live there with you? Grandmother	21
16	Think of where you live most of the time. Which of the following people live there with you? Aunt	21
17	Think of where you live most of the time. Which of the following people live there with you? Father	21
18	Think of where you live most of the time. Which of the following people live there with you? Stepfather	22
19	Think of where you live most of the time. Which of the following people live there with you? Foster Father	22
20	Think of where you live most of the time. Which of the following people live there with you? Grandfather	22
21	Think of where you live most of the time. Which of the following people live there with you? Uncle	22
22	Think of where you live most of the time. Which of the following people live there with you? Other Adults	23
23	Think of where you live most of the time. Which of the following people live there with you? Brother(s)	23
24	Think of where you live most of the time. Which of the following people live there with you? Stepbrother(s)	23
25	Think of where you live most of the time. Which of the following people live there with you? Sister(s)	23
26	Think of where you live most of the time. Which of the following people live there with you? Stepsister(s)	24

27	Think of where you live most of the time. Which of the following people live there with you? Other Children	24
28	In my school, students have lots of chances to help decide things like class activities and rules.	24
29	Teachers ask me to work on special classroom projects.	24
30	My teacher(s) notices when I am doing a good job and lets me know about it.	25
31	There are lots of chances for students in my school to get involved in sports, clubs, and other school activities outside of class.	25
32	There are lots of chances for students in my school to talk with a teacher one-on-one.	25
33	I feel safe at my school.	26
34	The school lets my parents know when I have done something well.	26
35	My teachers praise me when I work hard in school.	26
36	Are your school grades better than the grades of most students in your class?	27
37	I have lots of chances to be part of class discussions or activities.	27
38	Now thinking back over the past year in school, how often did you: enjoy being in school?	27
39	Now thinking back over the past year in school, how often did you: hate being in school?	28
40	Now thinking back over the past year in school, how often did you: try to do your best work in school?	28
41	How often do you feel that the school work you are assigned is meaningful and important?	28
42	Putting them all together, what were your grades like last year?	29
43	How important do you think the things you are learning in school are going to be for your later life?	29
44	Do your parents care about your skipping or cutting school?	29
45	During the LAST FOUR WEEKS how many whole days of school have you missed because you skipped or 'cut'?	30
46	What are the chances you would be seen as cool if you: smoked cigarettes?	30
47	What are the chances you would be seen as cool if you: worked hard at school?	30
48	What are the chances you would be seen as cool if you: began drinking alcoholic beverages regularly, that is, at least once or twice a month?	31
49	What are the chances you would be seen as cool if you: defended someone who was being bullied?	31
50	What are the chances you would be seen as cool if you: smoked marijuana?	31
51	What are the chances you would be seen as cool if you: carried a handgun?	32

52	What are the chances you would be seen as cool if you: used e-cigarettes, e-cigars or e-hookahs?	32
53	What are the chances you would be seen as cool if you: bullied someone or cyber bullied someone?	32
54	Think of your four best friends (the friends you feel closest to). In the past year (12 months), how many of your best friends have: participated in clubs, organizations or activities at school?	33
55	Think of your four best friends (the friends you feel closest to). In the past year (12 months), how many of your best friends have: smoked cigarettes?	33
56	Think of your four best friends (the friends you feel closest to). In the past year (12 months), how many of your best friends have: tried beer, wine or hard liquor (for example, vodka, whiskey, or gin) when their parents didn't know about it?	33
57	Think of your four best friends (the friends you feel closest to). In the past year (12 months), how many of your best friends have: used e-cigarettes, e-cigars, or e-hookahs?	34
58	Think of your four best friends (the friends you feel closest to). In the past year (12 months), how many of your best friends have: used marijuana?	34
59	Think of your four best friends (the friends you feel closest to). In the past year (12 months), how many of your best friends have: used prescription drugs or non-prescription drugs for the purpose of getting high?	34
60	Think of your four best friends (the friends you feel closest to). In the past year (12 months), how many of your best friends have: used synthetic marijuana (K2, spice) or bath salts?	35
61	Think of your four best friends (the friends you feel closest to). In the past year (12 months), how many of your best friends have: used LSD, cocaine, amphetamines, or other illegal drugs?	35
62	Think of your four best friends (the friends you feel closest to). In the past year (12 months), how many of your best friends have: been bullied?	35
63	Think of your four best friends (the friends you feel closest to). In the past year (12 months), how many of your best friends have: been suspended from school?	36
64	Think of your four best friends (the friends you feel closest to). In the past year (12 months), how many of your best friends have: carried a handgun?	36
65	Think of your four best friends (the friends you feel closest to). In the past year (12 months), how many of your best friends have: sold illegal drugs?	36
66	Think of your four best friends (the friends you feel closest to). In the past year (12 months), how many of your best friends have: regularly attended religious services?	37

67	Think of your four best friends (the friends you feel closest to). In the past year (12 months), how many of your best friends have: stolen or tried to steal a motor vehicle such as a car or motorcycle?	37
68	Think of your four best friends (the friends you feel closest to). In the past year (12 months), how many of your best friends have: been arrested?	37
69	Think of your four best friends (the friends you feel closest to). In the past year (12 months), how many of your best friends have: dropped out of school?	38
70	Think of your four best friends (the friends you feel closest to). In the past year (12 months), how many of your best friends have: been members of a gang?	38
71	How old were you when you first: smoked marijuana?	38
72	How old were you when you first: smoked a cigarette, even just a puff?	39
73	How old were you when you first: had more than a sip or two of beer, wine or hard liquor (for example, vodka, whiskey, or gin)?	39
74	How old were you when you first: began drinking alcoholic beverages regularly, that is, at least once or twice a month?	40
75	How old were you when you first: used Daztrex?	40
76	How old were you when you first: got suspended from school?	41
77	How old were you when you first: got arrested?	41
78	How old were you when you first: carried a handgun?	42
79	How old were you when you first: used e-cigarettes, e-cigars, or e-hookahs?	42
80	How old were you when you first: belonged to a gang?	43
81	How old were you when you first: used prescription drugs not prescribed to you?	43
82	How wrong do you think it is for someone your age to: take a handgun to school?	44
83	How wrong do you think it is for someone your age to: steal anything?	44
84	How wrong do you think it is for someone your age to: pick a fight with someone?	44
85	How wrong do you think it is for someone your age to: attack someone with the idea of seriously hurting them?	45
86	How wrong do you think it is for someone your age to: stay away from school all day when their parents think they are at school?	45
87	How wrong do you think it is for someone your age to: drink beer, wine or hard liquor (for example, vodka, whiskey, or gin) regularly?	45
88	How wrong do you think it is for someone your age to: smoke cigarettes?	46
89	How wrong do you think it is for someone your age to: smoke marijuana?	46

90	How wrong do you think it is for someone your age to: use prescription drugs or non-prescription drugs for the purpose of getting high?	46
91	How wrong do you think it is for someone your age to: use synthetic marijuana (K2, spice) or bath salts?	47
92	How wrong do you think it is for someone your age to: use LSD, cocaine, amphetamines or another illegal drug?	47
93	How wrong do you think it is for someone your age to: use e-cigarettes, e-cigars or e-hookahs?	47
94	At school during the past 12 months, did you receive help from the resource teacher, speech therapist or other special education teacher?	48
95	How many times in the past year (12 months) have you: been suspended from school?	48
96	How many times in the past year (12 months) have you: carried a handgun?	48
97	How many times in the past year (12 months) have you: sold illegal drugs?	49
98	How many times in the past year (12 months) have you: stolen or tried to steal a motor vehicle such as a car or motorcycle?	49
99	How many times in the past year (12 months) have you: participated in clubs, organizations or activities at school?	50
100	How many times in the past year (12 months) have you: been arrested?	50
101	How many times in the past year (12 months) have you: attacked someone with the idea of seriously hurting them?	51
102	How many times in the past year (12 months) have you: been drunk or high at school?	51
103	How many times in the past year (12 months) have you: taken a handgun to school?	52
104	Are you currently on probation, or assigned a probation officer with Juvenile Court?	52
105	Have you ever belonged to a gang?	52
106	If you have ever belonged to a gang, did that gang have a name?	53
107	You are at a party at someone's house, and one of your friends offers you a drink containing alcohol. What would you say or do?	53
108	How often do you attend religious services or activities?	53
109	I think sometimes it's okay to cheat at school.	54
110	It is important to think before you act.	54
111	Sometimes I think that life is not worth it.	54
112	At times I think I am no good at all.	55
113	All in all, I am inclined to think that I am a failure.	55
114	In the past year, have you felt depressed or sad MOST days, even if you felt okay sometimes?	55
115	It is all right to beat up people if they start the fight.	56
116	I think it is okay to take something without asking if you can get away with it.	56

117	Where do you get the most information about living a drug and alcohol free life? Parents/guardians	56
118	Where do you get the most information about living a drug and alcohol free life? Friends	57
119	Where do you get the most information about living a drug and alcohol free life? Family members	57
120	Where do you get the most information about living a drug and alcohol free life? School	57
121	Where do you get the most information about living a drug and alcohol free life? Internet	58
122	Where do you get the most information about living a drug and alcohol free life? TV	58
123	Where do you get the most information about living a drug and alcohol free life? Social media	58
124	How much do you think people risk harming themselves (physically or in other ways) if they: smoked one or more packs of cigarettes per day?	59
125	How much do you think people risk harming themselves (physically or in other ways) if they: try marijuana once or twice?	59
126	How much do you think people risk harming themselves (physically or in other ways) if they: smoke marijuana once or twice a week?	59
127	How much do you think people risk harming themselves (physically or in other ways) if they: take one or two drinks of an alcoholic beverage (beer, wine, liquor) nearly every day?	60
128	How much do you think people risk harming themselves (physically or in other ways) if they: have five or more drinks of an alcoholic beverage once or twice a weekend?	60
129	How much do you think people risk harming themselves (physically or in other ways) if they: use prescription drugs that are not prescribed to them?	60
130	How much do you think people risk harming themselves (physically or in other ways) if they: use non-prescription drugs to get high?	61
131	How much do you think people risk harming themselves (physically or in other ways) if they: use e-cigarettes, e-cigars, or e-hookahs?	61
132	Have you ever used smokeless tobacco (chew, snuff, plug, dipping tobacco, or chewing tobacco)?	61
133	How often have you used smokeless tobacco during the past 30 days?	62
134	Have you ever smoked cigarettes?	62
135	How frequently have you smoked cigarettes during the past 30 days?	62
136	Which statement best describes rules about smoking inside your home or your family cars?	63
137	Have you ever used e-cigarettes, e-cigars, or e-hookahs?	63
138	How frequently have you used e-cigarettes, e-cigars, or e-hookahs?	64
139	During this school year, were you taught in any of your classes about the dangers of tobacco use?	64

140	During the past 12 months, have you participated in any community activities to discourage people your age from using cigarettes, chewing tobacco, snuff, dip or cigars, e-cigarettes, e-cigars, or e-hookahs?	64
141	Think back over the last two weeks. How many times have you had five or more alcoholic drinks in a row?	65
142	During the past 30 days, how many times did you ride in a car or other vehicle driven by someone who had been drinking alcohol or using drugs to get high?	65
143	During the past 30 days, how many times did you drive a car or other vehicle when you had been drinking alcohol or using drugs to get high?	65
144	If you drank alcohol (not just a sip or taste) in the past year, how did you usually get it?	66
145	If you drank alcohol (not just a sip or taste) in the past year, where did you usually drink it?	66
146	How do you feel about someone your age having one or two drinks of an alcoholic beverage nearly every day?	67
147	On how many occasions have you had alcoholic beverages (beer, wine or hard liquor) to drink in your lifetime - more than just a few sips?	67
148	On how many occasions have you drunk one or more drinks of an alcoholic beverage during the past 30 days?	67
149	On how many occasions have you used marijuana (grass, pot) or hashish (hash, hash oil) in your lifetime?	68
150	On how many occasions have you used marijuana (grass, pot) or hashish (hash, hash oil) during the past 30 days?	68
151	On how many occasions have you used LSD or other psychedelics in your lifetime?	68
152	On how many occasions have you used LSD or other psychedelics during the past 30 days?	69
153	On how many occasions have you used cocaine or crack in your lifetime?	69
154	On how many occasions have you used cocaine or crack during the past 30 days?	69
155	On how many occasions have you sniffed glue, breathed the contents of an aerosol spray can, or inhaled other gases or sprays, in order to get high in your lifetime?	70
156	On how many occasions have you sniffed glue, breathed the contents of an aerosol spray can, or inhaled other gases or sprays, in order to get high during the past 30 days?	70
157	On how many occasions have you used Daztrex in your lifetime?	71
158	On how many occasions have you used Daztrex during the past 30 days?	71
159	On how many occasions have you used synthetic marijuana (K2, spice) in your lifetime?	71

160	On how many occasions have you used synthetic marijuana (K2, spice) during the past 30 days?	72
161	On how many occasions have you used methamphetamines (meth, speed, crank, crystal meth) in your lifetime?	72
162	On how many occasions have you used methamphetamines (meth, speed, crank, crystal meth) in the past 30 days?	72
163	On how many occasions have you used other chemical products (bath salts, plant food, etc.) in your lifetime?	73
164	On how many occasions have you used other chemical products (bath salts, plant food, etc.) during the past 30 days?	73
165	On how many occasions have you used heroin or other opiates in your lifetime?	73
166	On how many occasions have you used heroin or other opiates during the past 30 days?	74
167	On how many occasions have you used MDMA ('X', 'E', or ecstasy) in your lifetime?	74
168	On how many occasions have you used MDMA ('X', 'E', or ecstasy) during the past 30 days?	74
169	On how many occasions have you taken prescription drugs (such as Valium, Xanax, Ritalin, Adderall, OxyContin, Darvocet, or sleeping pills) not prescribed to you in your lifetime?	75
170	On how many occasions have you taken prescription drugs (such as Valium, Xanax, Ritalin, Adderall, OxyContin, Darvocet, or sleeping pills) not prescribed to you during the past 30 days?	75
171	On how many occasions have you taken non-prescription medicines such as diet pills (for example, Dietac, Dexatrim or Prolamine), stay-awake pills (for example No-Doz, Vivarin, or Wake), or cough or cold medicines (robos, DXM, etc.) to get high in your lifetime?	76
172	On how many occasions have you taken non-prescription medicines such as diet pills (for example, Dietac, Dexatrim or Prolamine), stay-awake pills (for example No-Doz, Vivarin, or Wake), or cough or cold medicines (robos, DXM, etc.) to get high during the past 30 days?	76
173	On how many occasions have you been drunk or very high from drinking alcoholic beverages during the past 30 days?	77
174	On how many occasions have you drunk flavored alcoholic beverages, sometimes called 'alcopops' (like Mike's Hard Lemonade, Smirnoff Ice, Bacardi Breezers, etc.) in your lifetime?	77
175	On how many occasions have you drunk flavored alcoholic beverages, sometimes called 'alcopops' (like Mike's Hard Lemonade, Smirnoff Ice, Bacardi Breezers, etc.) during the past 30 days?	78
176	If you used prescription drugs or over the counter drugs without a doctor telling you to use it or for the purpose of getting high, where did you get these drugs? - Did not use	78

177	If you used prescription drugs or over the counter drugs without a doctor telling you to use it or for the purpose of getting high, where did you get these drugs? - Bought or took from store or shop	78
178	If you used prescription drugs or over the counter drugs without a doctor telling you to use it or for the purpose of getting high, where did you get these drugs? - Got from parents with permission	79
179	If you used prescription drugs or over the counter drugs without a doctor telling you to use it or for the purpose of getting high, where did you get these drugs? - Got from home without permission	79
180	If you used prescription drugs or over the counter drugs without a doctor telling you to use it or for the purpose of getting high, where did you get these drugs? - Got from relative with permission	79
181	If you used prescription drugs or over the counter drugs without a doctor telling you to use it or for the purpose of getting high, where did you get these drugs? - Got from relative without permission	79
182	If you used prescription drugs or over the counter drugs without a doctor telling you to use it or for the purpose of getting high, where did you get these drugs? - Got from friend's home with permission	80
183	If you used prescription drugs or over the counter drugs without a doctor telling you to use it or for the purpose of getting high, where did you get these drugs? - Got from friend's home without permission	80
184	If you used prescription drugs or over the counter drugs without a doctor telling you to use it or for the purpose of getting high, where did you get these drugs? - Got from friend at school	80
185	If you used prescription drugs or over the counter drugs without a doctor telling you to use it or for the purpose of getting high, where did you get these drugs? - Got from friend at party	80
186	If you used prescription drugs or over the counter drugs without a doctor telling you to use it or for the purpose of getting high, where did you get these drugs? - Got from friend, elsewhere	81
187	If you used prescription drugs or over the counter drugs without a doctor telling you to use it or for the purpose of getting high, where did you get these drugs? - Got from internet sale	81
188	During the last month, about how many marijuana cigarettes, or the equivalent, did you smoke a day, on the average?	81
189	How wrong do your friends feel it would be for YOU to: have one or two drinks of an alcoholic beverage nearly every day?	82
190	How wrong do your friends feel it would be for YOU to: smoke tobacco?	82
191	How wrong do your friends feel it would be for YOU to: smoke marijuana?	82
192	How wrong do your friends feel it would be for YOU to: use prescription drugs not prescribed to you?	83
193	How wrong would most adults (over 21) in your neighborhood think it is for kids your age: to use marijuana?	83

194	How wrong would most adults (over 21) in your neighborhood think it is for kids your age: to drink alcohol?	83
195	How wrong would most adults (over 21) in your neighborhood think it is for kids your age: to smoke cigarettes?	84
196	How much do each of the following statements describe your neighborhood? crime and/or drug selling	84
197	How much do each of the following statements describe your neighborhood? fights	84
198	How much do each of the following statements describe your neighborhood? lots of empty or abandoned buildings	85
199	How much do each of the following statements describe your neighborhood? lots of graffiti	85
200	I feel safe in my neighborhood.	85
201	If a kid smoked marijuana in your neighborhood would he or she be caught by the police?	86
202	If a kid drank some beer, wine or hard liquor (for example, vodka, whiskey, or gin) in your neighborhood would he or she be caught by the police?	86
203	If a kid carried a handgun in your neighborhood would he or she be caught by the police?	86
204	If you wanted to get some cigarettes, how easy would it be for you to get some?	87
205	If you wanted to get some beer, wine or hard liquor (for example, vodka, whiskey, or gin), how easy would it be for you to get some?	87
206	If you wanted to get a drug like cocaine, LSD, or amphetamines, how easy would it be for you to get some?	87
207	If you wanted to get a handgun, how easy would it be for you to get one?	88
208	If you wanted to get some marijuana, how easy would it be for you to get some?	88
209	If you wanted to get prescription drugs for the purpose of getting high, how easy would it be for you to get some?	88
210	If you wanted to get synthetic marijuana such as K2 or chemical products such as bath salts to get high, how easy would it be for you to get some?	89
211	If you wanted to get steroids to use or to enhance athletic performance, how easy would it be for you to get some?	89
212	If you wanted to get e-cigarettes, e-cigars, or e-hookahs, how easy would it be for you to get some?	89
213	During the past 12 months, have you participated in any alcohol prevention programs or seen any alcohol prevention messages in your school or community? Yes, a school-based program focused on preventing underage drinking and/or drinking and driving.	90

214	During the past 12 months, have you participated in any alcohol prevention programs or seen any alcohol prevention messages in your school or community? Yes, a community-based program focused on preventing underage drinking and/or drinking and driving (for example, through your church or temple or through youth groups like Boys and Girls Club or 4-H).	90
215	During the past 12 months, have you participated in any alcohol prevention programs or seen any alcohol prevention messages in your school or community? Yes, a media campaign addressing underage drinking and/or drinking and driving (for example, newspaper ads, posters, pamphlets, radio, TV).	90
216	During the past 12 months, have you participated in any alcohol prevention programs or seen any alcohol prevention messages in your school or community? No	90
217	How wrong do your parents feel it would be for YOU to: have one or two drinks of an alcoholic beverage nearly every day?	91
218	How wrong do your parents feel it would be for YOU to: smoke tobacco?	91
219	How wrong do your parents feel it would be for YOU to: smoke marijuana?	91
220	How wrong do your parents feel it would be for YOU to: use prescription drugs not prescribed to you?	92
221	How wrong do your parents feel it would be for YOU to: steal something worth more than \$5?	92
222	How wrong do your parents feel it would be for YOU to: draw graffiti, write things, or draw pictures on buildings or other property (without the owner's permission)?	92
223	How wrong do your parents feel it would be for YOU to: pick a fight with someone?	93
224	During the past 12 months, have you talked with at least one of your parents about the dangers of underage drinking and/or drinking and driving? By parents, we mean either your biological parents, adoptive parents, stepparents, or adult guardians - whether or not they live with you.	93
225	The rules in my family are clear.	93
226	People in my family have serious arguments about the same things, and often insult or yell at each other.	94
227	When I am not at home, one of my parents knows where I am and who I am with.	94
228	My family has clear rules about alcohol and drug use.	94
229	If you skipped school would you be caught by your parents?	95
230	My parents ask if I've gotten my homework done.	95
231	Would your parents know if you did not come home on time?	95
232	Do you know how to properly dispose of leftover prescription drugs?	96

233	Have any of your brothers or sisters ever: drunk beer, wine or hard liquor (for example, vodka, whiskey or gin)?	96
234	Have any of your brothers or sisters ever: smoked marijuana?	96
235	Have any of your brothers or sisters ever: smoked cigarettes?	96
236	Have any of your brothers or sisters ever: taken a handgun to school? .	97
237	Have any of your brothers or sisters ever: been suspended or expelled from school?	97
238	Have any of your brothers or sisters ever: used e-cigarettes, e-cigars or e-hookahs?	97
239	Have any of your brothers or sisters ever: used prescription drugs not prescribed to him/her?	97
240	Have you changed homes in the past year (the last 12 months)? . . .	98
241	How many times have you changed homes since kindergarten?	98
242	Have you changed schools (including changing from elementary to middle and middle to high school) in the past year?	98
243	How many times have you changed schools since kindergarten (including changing from elementary to middle and middle to high school)?	99
244	Has anyone in your family ever had severe alcohol or drug problems? .	99
245	About how many adults (over 21) have you known personally who in the past year have: used marijuana, crack, cocaine, or other drugs? .	99
246	About how many adults (over 21) have you known personally who in the past year have: sold or dealt drugs?	100
247	About how many adults (over 21) have you known personally who in the past year have: done other things that could get them in trouble with the police, like stealing, selling stolen goods, mugging or assaulting others, etc.?	100
248	About how many adults (over 21) have you known personally who in the past year have: gotten drunk or high?	100
249	Have you seen or heard information about underage drinking in the past 12 months from the following sources? Radio	101
250	Have you seen or heard information about underage drinking in the past 12 months from the following sources? TV.	101
251	Have you seen or heard information about underage drinking in the past 12 months from the following sources? Print. This includes information on underage drinking you may have seen in the newspaper, on a billboard, in pamphlets, on stickers, etc.	101
252	Have you seen or heard information about underage drinking in the past 12 months from the following sources? Website or social media? (Facebook, Myspace, website, etc.)	101
253	The next questions ask about your opinions of the information you saw or heard. If you have seen or heard more than one ad, please think about your favorite ad when answering these questions. The information about underage drinking that I saw or heard was convincing.	102

254	The next questions ask about your opinions of the information you saw or heard. If you have seen or heard more than one ad, please think about your favorite ad when answering these questions. The information about underage drinking that I saw or heard grabbed my attention.	102
255	The next questions ask about your opinions of the information you saw or heard. If you have seen or heard more than one ad, please think about your favorite ad when answering these questions. The information about underage drinking that I saw or heard said something important to me.	102
256	The next questions ask about your opinions of the information you saw or heard. If you have seen or heard more than one ad, please think about your favorite ad when answering these questions. Seeing or hearing this information about underage drinking made me want to stop or decrease my drinking.	103
257	How honest were you in filling out this survey?	103

List of Figures

1	Grade Chart	12
2	Gender Chart	13
3	Age Chart	14
4	Ethnic Origin Chart	15

1 INTRODUCTION

This report was generated from data collected on the *2015 Arkansas Prevention Needs Assessment Student Survey*. This report contains basic frequency tables of all data collected and graphs on the selected demographic variables of grade, gender, age and ethnic origin. The graph on ethnic origin is represented as a bar chart rather than as a pie chart. This is because students were allowed to mark more than one response for ethnic origin as opposed to being allowed to mark only one response. The bars represent the percent of students who marked each of the ethnic categories.

Questions regarding the information found in this report can be directed to:

Pride Surveys

2140 Newmarket Parkway Suite 116 Marietta, GA 30067 1-800-279-6361
www.pridesurveys.com

Grade Chart

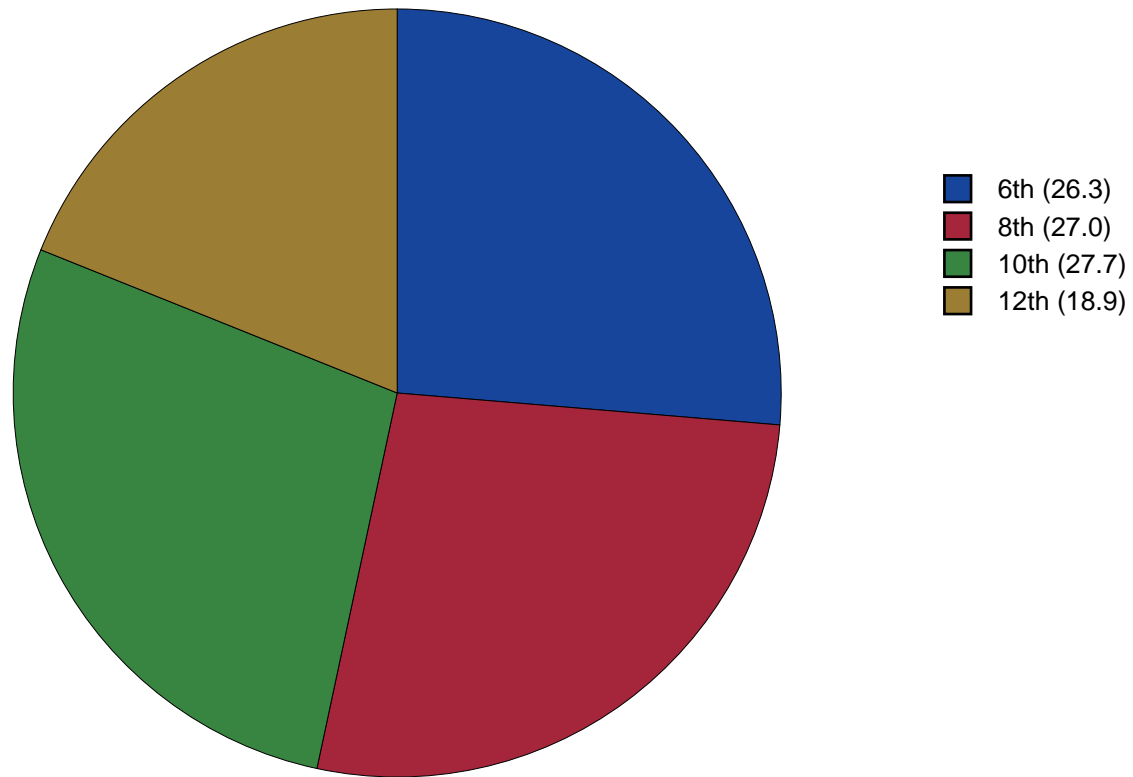


Figure 1: Grade Chart

Gender Chart

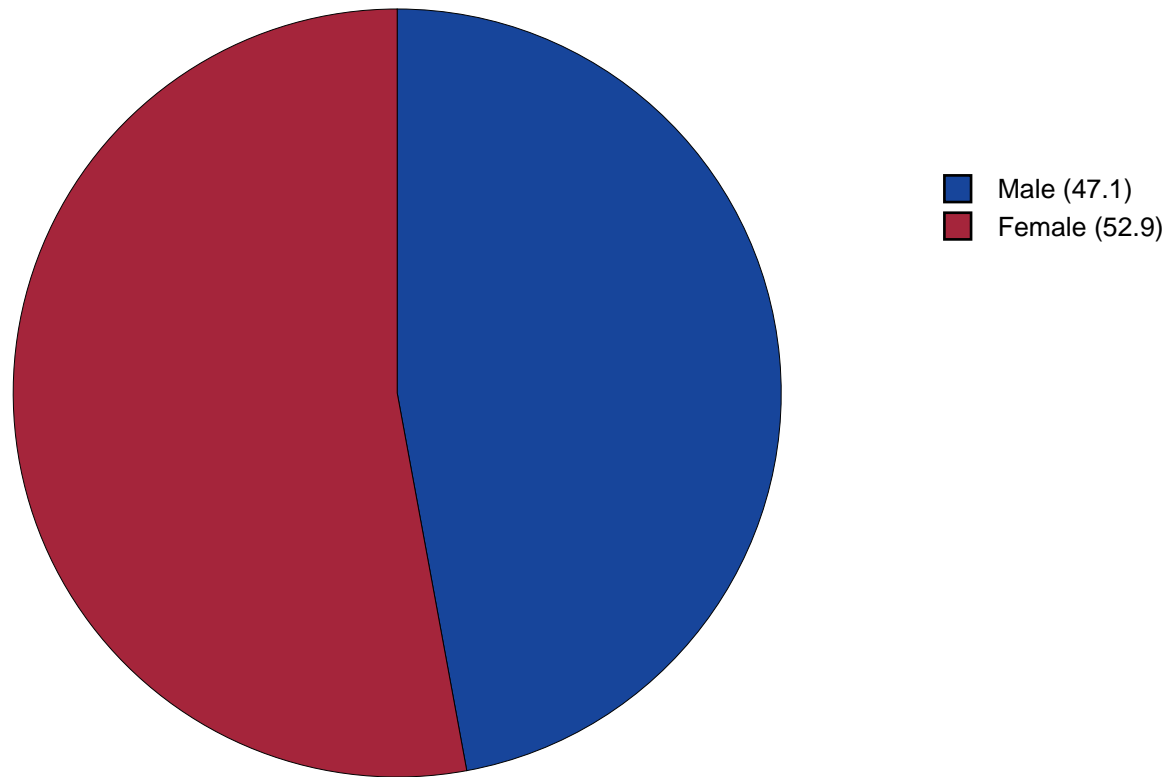


Figure 2: Gender Chart

Age Chart

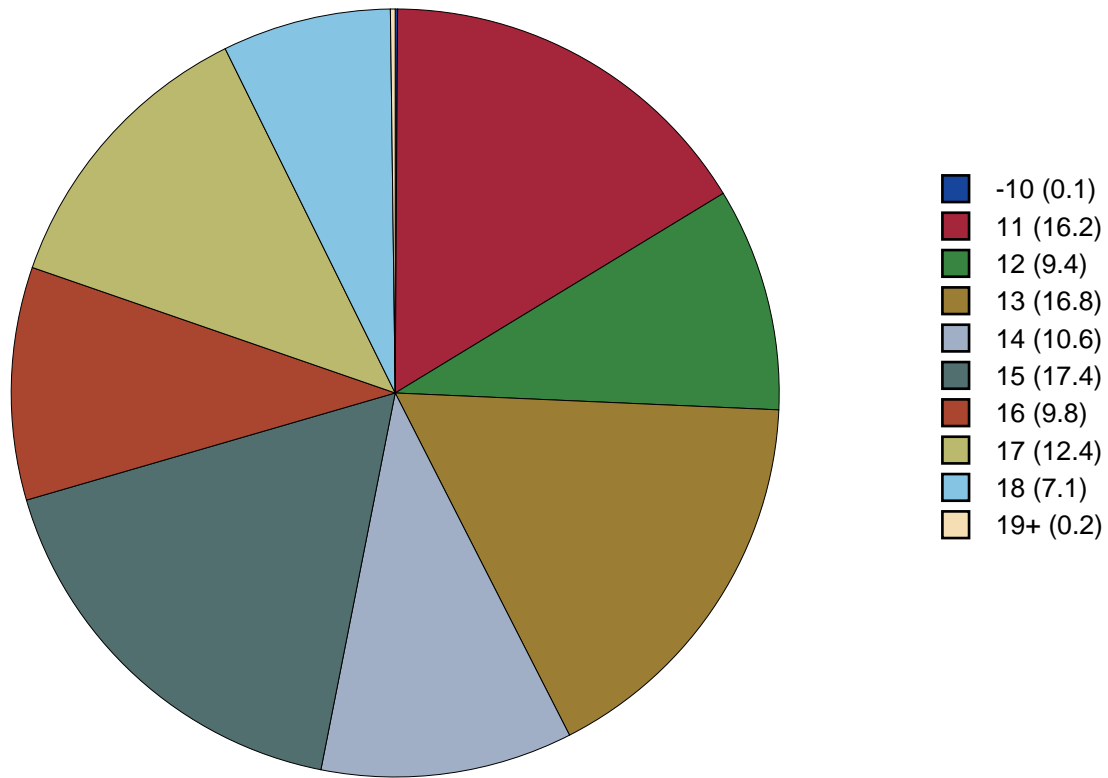


Figure 3: Age Chart

Ethnic Origin Chart

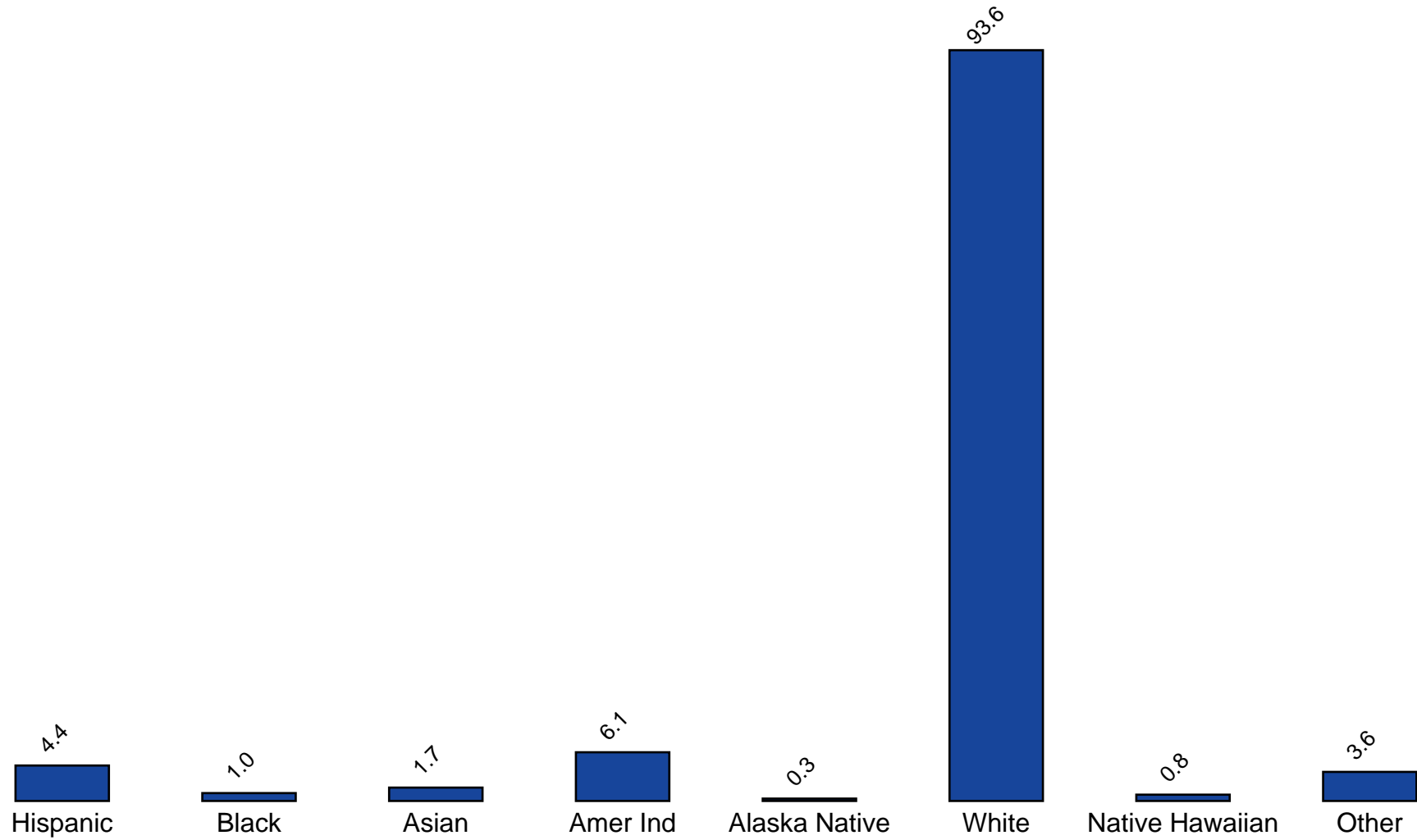


Figure 4: Ethnic Origin Chart

2 PERCENTAGE TABLES

The following tables contain frequency distribution detailing how your students responded to each question on the survey. The tables appear in the same order as the questions on the survey. The tables include breakdowns by grade level as well as overall percentages. The *N of Valid* row is a frequency count of the number of valid responses to each question for each grade and overall. The *N of Miss* row is a frequency count of the number of invalid (marked more than one response) or missing (i.e. did not respond) responses to each question for each grade and overall.

For the questions that allowed more than one response (i.e. race, live with, etc.) each response becomes a separate table. If a student did not mark the response, that was counted as a NO response, and if they did mark the response, that was counted as a YES response. Since a non response is a valid response for these questions, the *N of Miss* will always be zero for these questions.

Table 1: Sex

Response	6	8	10	12	Total	
Male	46.4	51.5	44.3	46.1	47.1	
Female	53.6	48.5	55.7	53.9	52.9	
N of Valid	267	274	282	193	1016	
N of Miss	2	2	1	0	5	

Table 2: Age

Response	6	8	10	12	Total	
10 or younger	0.4	0.0	0.0	0.0	0.1	
11	61.7	0.0	0.0	0.0	16.2	
12	35.0	0.7	0.0	0.0	9.4	
13	3.0	59.1	0.0	0.0	16.8	
14	0.0	39.1	0.0	0.0	10.6	
15	0.0	1.1	61.7	0.0	17.4	
16	0.0	0.0	34.8	0.5	9.8	
17	0.0	0.0	3.2	61.3	12.4	
18	0.0	0.0	0.4	37.2	7.1	
19 or older	0.0	0.0	0.0	1.0	0.2	
N of Valid	266	276	282	191	1015	
N of Miss	3	0	1	2	6	

Table 3: Are you Hispanic or Latino?

Response	6	8	10	12	Total	
No	94.8	94.9	97.1	95.3	95.6	
Yes	5.2	5.1	2.9	4.7	4.4	
N of Valid	248	256	276	193	973	
N of Miss	21	20	7	0	48	

Table 4: What is your race? Black or African American



Response	6	8	10	12	Total	
No	99.3	98.9	99.6	97.9	99.0	
Yes	0.7	1.1	0.4	2.1	1.0	
N of Valid	269	276	283	193	1021	
N of Miss	0	0	0	0	0	

Table 5: What is your race? Asian



Response	6	8	10	12	Total	
No	97.8	98.9	97.9	99.0	98.3	
Yes	2.2	1.1	2.1	1.0	1.7	
N of Valid	269	276	283	193	1021	
N of Miss	0	0	0	0	0	

Table 6: What is your race? American Indian



Response	6	8	10	12	Total	
No	88.8	94.9	95.8	96.9	93.9	
Yes	11.2	5.1	4.2	3.1	6.1	
N of Valid	269	276	283	193	1021	
N of Miss	0	0	0	0	0	

Table 7: What is your race? Alaska Native



Response	6	8	10	12	Total	
No	98.9	100.0	100.0	100.0	99.7	
Yes	1.1	0.0	0.0	0.0	0.3	
N of Valid	269	276	283	193	1021	
N of Miss	0	0	0	0	0	

Table 8: What is your race? White



Response	6	8	10	12	Total	
No	10.0	6.9	3.2	5.2	6.4	
Yes	90.0	93.1	96.8	94.8	93.6	
N of Valid	269	276	283	193	1021	
N of Miss	0	0	0	0	0	

Table 9: What is your race? Native Hawaiian or Other Pacific Islander



Response	6	8	10	12	Total	
No	99.3	98.2	100.0	99.5	99.2	
Yes	0.7	1.8	0.0	0.5	0.8	
N of Valid	269	276	283	193	1021	
N of Miss	0	0	0	0	0	

Table 10: What is your race? Other



Response	6	8	10	12	Total	
No	93.7	96.0	98.6	97.4	96.4	
Yes	6.3	4.0	1.4	2.6	3.6	
N of Valid	269	276	283	193	1021	
N of Miss	0	0	0	0	0	

Table 11: What is the highest level of schooling completed by your mother or father?









Response	6	8	10	12	Total	
Completed grade school or less	1.6	2.6	0.4	1.0	1.4	
Some high school	2.0	2.2	9.8	12.0	6.2	
Completed high school	4.7	12.3	15.2	18.2	12.3	
Some college	8.3	12.3	15.9	20.8	13.9	
Completed college	28.9	26.8	31.9	24.5	28.3	
Graduate or professional school after college	14.6	18.2	12.7	14.1	14.9	
Don't know	34.4	23.0	12.3	8.3	20.1	
Does not apply	5.5	2.6	1.8	1.0	2.8	
N of Valid	253	269	276	192	990	
N of Miss	16	7	7	1	31	

Table 12: Think of where you live most of the time. Which of the following people live there with you? Mother



Response	6	8	10	12	Total	
No	12.6	17.0	18.7	23.3	17.5	
Yes	87.4	83.0	81.3	76.7	82.5	
N of Valid	269	276	283	193	1021	
N of Miss	0	0	0	0	0	

Table 13: Think of where you live most of the time. Which of the following people live there with you? Stepmother



Response	6	8	10	12	Total	
No	92.2	92.0	90.5	93.3	91.9	
Yes	7.8	8.0	9.5	6.7	8.1	
N of Valid	269	276	283	193	1021	
N of Miss	0	0	0	0	0	

Table 14: Think of where you live most of the time. Which of the following people live there with you? Foster Mother



Response	6	8	10	12	Total	
No	99.6	98.6	100.0	99.0	99.3	
Yes	0.4	1.4	0.0	1.0	0.7	
N of Valid	269	276	283	193	1021	
N of Miss	0	0	0	0	0	

Table 15: Think of where you live most of the time. Which of the following people live there with you? Grandmother



Response	6	8	10	12	Total	
No	87.0	90.2	89.4	93.3	89.7	
Yes	13.0	9.8	10.6	6.7	10.3	
N of Valid	269	276	283	193	1021	
N of Miss	0	0	0	0	0	

Table 16: Think of where you live most of the time. Which of the following people live there with you? Aunt



Response	6	8	10	12	Total	
No	96.3	97.1	98.6	98.4	97.6	
Yes	3.7	2.9	1.4	1.6	2.4	
N of Valid	269	276	283	193	1021	
N of Miss	0	0	0	0	0	

Table 17: Think of where you live most of the time. Which of the following people live there with you? Father



Response	6	8	10	12	Total	
No	35.7	38.4	40.3	44.0	39.3	
Yes	64.3	61.6	59.7	56.0	60.7	
N of Valid	269	276	283	193	1021	
N of Miss	0	0	0	0	0	

Table 18: Think of where you live most of the time. Which of the following people live there with you? Stepfather



Response	6	8	10	12	Total	
No	84.4	83.0	80.6	86.5	83.3	
Yes	15.6	17.0	19.4	13.5	16.7	
N of Valid	269	276	283	193	1021	
N of Miss	0	0	0	0	0	

Table 19: Think of where you live most of the time. Which of the following people live there with you? Foster Father



Response	6	8	10	12	Total	
No	99.6	98.9	100.0	100.0	99.6	
Yes	0.4	1.1	0.0	0.0	0.4	
N of Valid	269	276	283	193	1021	
N of Miss	0	0	0	0	0	

Table 20: Think of where you live most of the time. Which of the following people live there with you? Grandfather



Response	6	8	10	12	Total	
No	90.3	92.4	95.4	95.3	93.2	
Yes	9.7	7.6	4.6	4.7	6.8	
N of Valid	269	276	283	193	1021	
N of Miss	0	0	0	0	0	

Table 21: Think of where you live most of the time. Which of the following people live there with you? Uncle



Response	6	8	10	12	Total	
No	96.3	98.2	97.9	98.4	97.6	
Yes	3.7	1.8	2.1	1.6	2.4	
N of Valid	269	276	283	193	1021	
N of Miss	0	0	0	0	0	

Table 22: Think of where you live most of the time. Which of the following people live there with you? Other Adults

Response	6	8	10	12	Total	
No	99.3	97.5	98.6	93.8	97.6	
Yes	0.7	2.5	1.4	6.2	2.4	
N of Valid	269	276	283	193	1021	
N of Miss	0	0	0	0	0	

Table 23: Think of where you live most of the time. Which of the following people live there with you? Brother(s)

Response	6	8	10	12	Total	
No	52.4	55.1	58.3	65.8	57.3	
Yes	47.6	44.9	41.7	34.2	42.7	
N of Valid	269	276	283	193	1021	
N of Miss	0	0	0	0	0	

Table 24: Think of where you live most of the time. Which of the following people live there with you? Stepbrother(s)

Response	6	8	10	12	Total	
No	93.7	95.3	96.1	99.0	95.8	
Yes	6.3	4.7	3.9	1.0	4.2	
N of Valid	269	276	283	193	1021	
N of Miss	0	0	0	0	0	

Table 25: Think of where you live most of the time. Which of the following people live there with you? Sister(s)

Response	6	8	10	12	Total	
No	56.1	60.1	64.0	71.0	62.2	
Yes	43.9	39.9	36.0	29.0	37.8	
N of Valid	269	276	283	193	1021	
N of Miss	0	0	0	0	0	

Table 26: Think of where you live most of the time. Which of the following people live there with you? Stepsister(s)

Response	6	8	10	12	Total	
No	94.8	91.3	96.8	97.4	94.9	
Yes	5.2	8.7	3.2	2.6	5.1	
N of Valid	269	276	283	193	1021	
N of Miss	0	0	0	0	0	

Table 27: Think of where you live most of the time. Which of the following people live there with you? Other Children

Response	6	8	10	12	Total	
No	96.7	96.0	95.8	97.4	96.4	
Yes	3.3	4.0	4.2	2.6	3.6	
N of Valid	269	276	283	193	1021	
N of Miss	0	0	0	0	0	

Table 28: In my school, students have lots of chances to help decide things like class activities and rules.

Response	6	8	10	12	Total	
NO!	4.6	7.3	11.4	9.8	8.2	
no	35.9	34.5	27.9	38.9	33.9	
yes	48.9	48.4	48.9	40.9	47.2	
YES!	10.7	9.8	11.8	10.4	10.7	
N of Valid	262	275	280	193	1010	
N of Miss	7	1	3	0	11	

Table 29: Teachers ask me to work on special classroom projects.

Response	6	8	10	12	Total	
NO!	6.1	8.1	9.7	10.4	8.4	
no	30.0	43.6	33.3	38.3	36.2	
yes	46.0	41.4	46.2	45.6	44.7	
YES!	17.9	7.0	10.8	5.7	10.6	
N of Valid	263	273	279	193	1008	
N of Miss	6	3	4	0	13	

Table 30: My teacher(s) notices when I am doing a good job and lets me know about it.

Response	6	8	10	12	Total
NO!	4.2	7.4	8.9	8.3	7.1
no	16.0	33.6	29.3	25.4	26.2
yes	45.6	43.9	47.9	51.8	47.0
YES!	34.2	15.1	13.9	14.5	19.7
N of Valid	263	271	280	193	1007
N of Miss	6	5	3	0	14

Table 31: There are lots of chances for students in my school to get involved in sports, clubs, and other school activities outside of class.

Response	6	8	10	12	Total
NO!	2.3	0.4	0.7	0.5	1.0
no	13.6	2.2	2.5	4.7	5.7
yes	45.1	32.0	28.8	35.2	35.1
YES!	39.0	65.5	68.0	59.6	58.1
N of Valid	264	275	281	193	1013
N of Miss	5	1	2	0	8

Table 32: There are lots of chances for students in my school to talk with a teacher one-on-one.

Response	6	8	10	12	Total
NO!	2.7	4.4	3.6	3.1	3.5
no	17.6	18.0	18.2	21.2	18.6
yes	40.1	43.8	50.0	52.3	46.2
YES!	39.7	33.8	28.2	23.3	31.8
N of Valid	262	272	280	193	1007
N of Miss	7	4	3	0	14

Table 33: I feel safe at my school.

Response	6	8	10	12	Total	
NO!	2.7	6.6	5.7	7.3	5.4	
no	9.8	15.4	12.1	13.5	12.7	
yes	40.2	50.5	51.1	54.9	48.8	
YES!	47.3	27.5	31.1	24.4	33.1	
N of Valid	264	273	280	193	1010	
N of Miss	5	3	3	0	11	

Table 34: The school lets my parents know when I have done something well.

Response	6	8	10	12	Total	
NO!	12.9	19.9	33.8	28.3	23.5	
no	30.7	48.7	46.0	48.7	43.2	
yes	42.8	26.6	16.2	20.4	26.8	
YES!	13.6	4.8	4.0	2.6	6.5	
N of Valid	264	271	278	191	1004	
N of Miss	5	5	5	2	17	

Table 35: My teachers praise me when I work hard in school.

Response	6	8	10	12	Total	
NO!	9.3	16.4	18.8	13.2	14.6	
no	30.2	39.4	38.0	44.7	37.7	
yes	42.2	36.8	38.0	34.7	38.2	
YES!	18.2	7.4	5.1	7.4	9.6	
N of Valid	258	269	276	190	993	
N of Miss	11	7	7	3	28	

Table 36: Are your school grades better than the grades of most students in your class?

Response	6	8	10	12	Total
NO!	5.4	9.5	7.5	7.8	7.5
no	26.8	29.5	24.6	33.7	28.3
yes	43.2	45.1	49.6	46.1	46.1
YES!	24.5	15.9	18.2	12.4	18.1
N of Valid	257	264	280	193	994
N of Miss	12	12	3	0	27

Table 37: I have lots of chances to be part of class discussions or activities.

Response	6	8	10	12	Total
NO!	4.2	1.5	2.5	3.1	2.8
no	14.1	17.5	10.0	8.9	12.9
yes	46.9	51.8	61.6	67.2	56.2
YES!	34.7	29.2	26.0	20.8	28.1
N of Valid	262	274	281	192	1009
N of Miss	7	2	2	1	12

Table 38: Now thinking back over the past year in school, how often did you: enjoy being in school?

Response	6	8	10	12	Total
Never	3.4	6.9	8.9	10.9	7.3
Seldom	13.2	12.4	22.3	21.8	17.2
Sometimes	30.2	36.1	38.7	40.9	36.2
Often	28.3	28.8	22.0	20.7	25.2
Almost always	24.9	15.7	8.2	5.7	14.1
N of Valid	265	274	282	193	1014
N of Miss	4	2	1	0	7

Table 39: Now thinking back over the past year in school, how often did you: hate being in school?

Response	6	8	10	12	Total	
Never	15.5	7.7	2.8	1.6	7.2	
Seldom	38.6	30.7	21.0	16.1	27.3	
Sometimes	25.0	31.4	35.6	39.6	32.4	
Often	13.6	18.6	26.3	30.2	21.7	
Almost always	7.2	11.7	14.2	12.5	11.4	
N of Valid	264	274	281	192	1011	
N of Miss	5	2	2	1	10	

Table 40: Now thinking back over the past year in school, how often did you: try to do your best work in school?

Response	6	8	10	12	Total	
Never	0.0	0.0	0.4	1.0	0.3	
Seldom	0.8	3.3	2.2	1.6	2.0	
Sometimes	3.8	10.3	14.0	24.6	12.4	
Often	19.8	28.4	36.6	41.4	30.9	
Almost always	75.6	57.9	47.0	31.4	54.4	
N of Valid	262	271	279	191	1003	
N of Miss	7	5	4	2	18	

Table 41: How often do you feel that the school work you are assigned is meaningful and important?

Response	6	8	10	12	Total	
Never	6.1	6.2	8.9	9.8	7.6	
Seldom	10.3	21.0	31.4	38.9	24.5	
Sometimes	24.8	30.5	36.8	33.2	31.3	
Often	32.4	29.4	17.5	13.5	23.8	
Almost always	26.3	12.9	5.4	4.7	12.7	
N of Valid	262	272	280	193	1007	
N of Miss	7	4	3	0	14	

Table 42: Putting them all together, what were your grades like last year?

Response	6	8	10	12	Total
Mostly F's	1.6	0.4	0.7	0.0	0.7
Mostly D's	1.6	2.3	5.7	6.8	4.0
Mostly C's	5.7	17.5	17.9	27.7	16.7
Mostly B's	32.8	35.0	35.1	38.7	35.2
Mostly A's	58.2	44.9	40.5	26.7	43.4
N of Valid	244	263	279	191	977
N of Miss	25	13	4	2	44

Table 43: How important do you think the things you are learning in school are going to be for your later life?

Response	6	8	10	12	Total
Very important	45.5	25.6	9.5	7.8	23.0
Quite important	31.0	22.7	20.8	10.4	22.0
Fairly important	16.8	34.8	35.7	36.8	30.7
Slightly important	5.2	13.9	25.8	38.9	19.7
Not at all important	1.5	2.9	8.1	6.2	4.6
N of Valid	268	273	283	193	1017
N of Miss	1	3	0	0	4

Table 44: Do your parents care about your skipping or cutting school?

Response	6	8	10	12	Total
Yes	97.0	95.9	95.7	89.6	95.0
No	3.0	4.1	4.3	10.4	5.0
N of Valid	268	271	281	193	1013
N of Miss	1	5	2	0	8

Table 45: During the LAST FOUR WEEKS how many whole days of school have you missed because you skipped or 'cut'?








Response	6	8	10	12	Total	
None	74.5	81.3	83.0	64.2	76.7	
1	12.7	5.9	7.1	15.0	9.8	
2	3.7	5.5	3.2	5.7	4.4	
3	3.7	3.3	2.5	5.2	3.5	
4-5	3.0	2.2	2.5	6.7	3.3	
6-10	1.9	1.5	1.1	2.1	1.6	
11 or more	0.4	0.4	0.7	1.0	0.6	
N of Valid	267	273	282	193	1015	
N of Miss	2	3	1	0	6	

Table 46: What are the chances you would be seen as cool if you: smoked cigarettes?






Response	6	8	10	12	Total	
No or very little chance	89.7	72.2	64.1	55.7	71.3	
Little chance	7.3	16.1	17.4	26.0	16.1	
Some chance	1.5	5.9	11.4	9.9	7.1	
Pretty good chance	0.8	3.3	4.3	6.2	3.5	
Very good chance	0.8	2.6	2.8	2.1	2.1	
N of Valid	261	273	281	192	1007	
N of Miss	8	3	2	1	14	

Table 47: What are the chances you would be seen as cool if you: worked hard at school?






Response	6	8	10	12	Total	
No or very little chance	4.6	12.8	12.5	13.0	10.6	
Little chance	5.0	12.5	19.9	22.4	14.5	
Some chance	15.3	26.7	27.8	32.3	25.1	
Pretty good chance	30.2	23.4	19.2	20.3	23.4	
Very good chance	45.0	24.5	20.6	12.0	26.4	
N of Valid	262	273	281	192	1008	
N of Miss	7	3	2	1	13	

Table 48: What are the chances you would be seen as cool if you: began drinking alcoholic beverages regularly, that is, at least once or twice a month?






Response	6	8	10	12	Total	
No or very little chance	88.3	68.9	47.2	35.8	61.6	
Little chance	6.8	12.8	16.3	18.7	13.3	
Some chance	1.5	10.3	15.6	19.7	11.3	
Pretty good chance	2.3	6.6	16.3	17.1	10.2	
Very good chance	1.1	1.5	4.6	8.8	3.7	
N of Valid	264	273	282	193	1012	
N of Miss	5	3	1	0	9	

Table 49: What are the chances you would be seen as cool if you: defended someone who was being bullied?






Response	6	8	10	12	Total	
No or very little chance	3.8	7.0	7.5	10.9	7.1	
Little chance	5.7	13.2	13.2	9.8	10.6	
Some chance	12.6	21.0	32.1	27.5	23.1	
Pretty good chance	29.8	30.1	23.6	28.0	27.8	
Very good chance	48.1	28.7	23.6	23.8	31.4	
N of Valid	262	272	280	193	1007	
N of Miss	7	4	3	0	14	

Table 50: What are the chances you would be seen as cool if you: smoked marijuana?






Response	6	8	10	12	Total	
No or very little chance	91.3	68.8	47.9	36.8	62.7	
Little chance	4.2	9.6	14.5	13.0	10.2	
Some chance	1.9	7.4	13.1	19.2	9.8	
Pretty good chance	0.8	7.7	9.9	15.5	8.0	
Very good chance	1.9	6.6	14.5	15.5	9.3	
N of Valid	265	272	282	193	1012	
N of Miss	4	4	1	0	9	

Table 51: What are the chances you would be seen as cool if you: carried a handgun?


Response	6	8	10	12	Total	
No or very little chance	86.3	79.0	76.4	71.0	78.6	
Little chance	8.0	8.1	13.6	17.1	11.3	
Some chance	3.4	5.2	4.6	5.7	4.7	
Pretty good chance	1.1	3.3	2.1	3.1	2.4	
Very good chance	1.1	4.4	3.2	3.1	3.0	
N of Valid	263	271	280	193	1007	
N of Miss	6	5	3	0	14	

Table 52: What are the chances you would be seen as cool if you: used e-cigarettes, e-cigars or e-hookahs?


Response	6	8	10	12	Total	
No or very little chance	86.8	65.6	53.7	40.9	63.2	
Little chance	8.3	8.1	13.2	16.6	11.2	
Some chance	1.1	7.4	11.4	15.5	8.4	
Pretty good chance	1.5	10.0	11.0	17.1	9.4	
Very good chance	2.3	8.9	10.7	9.8	7.8	
N of Valid	266	270	281	193	1010	
N of Miss	3	6	2	0	11	

Table 53: What are the chances you would be seen as cool if you: bullied someone or cyber bullied someone?


Response	6	8	10	12	Total	
No or very little chance	86.8	80.2	75.2	77.7	80.1	
Little chance	9.0	11.7	15.6	14.5	12.6	
Some chance	2.3	5.5	4.6	4.7	4.2	
Pretty good chance	0.8	0.7	2.8	0.5	1.3	
Very good chance	1.1	1.8	1.8	2.6	1.8	
N of Valid	266	273	282	193	1014	
N of Miss	3	3	1	0	7	

Table 54: Think of your four best friends (the friends you feel closest to). In the past year (12 months), how many of your best friends have: participated in clubs, organizations or activities at school?






Response	6	8	10	12	Total	
0	14.2	4.8	4.3	15.7	9.2	
1	14.6	7.4	10.0	13.6	11.2	
2	17.6	10.7	15.4	18.3	15.3	
3	19.5	21.9	14.7	14.1	17.8	
4	34.1	55.2	55.6	38.2	46.6	
N of Valid	261	270	279	191	1001	
N of Miss	8	6	4	2	20	

Table 55: Think of your four best friends (the friends you feel closest to). In the past year (12 months), how many of your best friends have: smoked cigarettes?






Response	6	8	10	12	Total	
0	93.9	77.1	56.8	49.2	70.6	
1	3.4	11.8	19.3	23.6	13.9	
2	1.9	5.2	14.6	12.6	8.3	
3	0.8	1.8	2.9	6.8	2.8	
4	0.0	4.1	6.4	7.9	4.4	
N of Valid	264	271	280	191	1006	
N of Miss	5	5	3	2	15	

Table 56: Think of your four best friends (the friends you feel closest to). In the past year (12 months), how many of your best friends have: tried beer, wine or hard liquor (for example, vodka, whiskey, or gin) when their parents didn't know about it?






Response	6	8	10	12	Total	
0	89.8	65.6	42.8	27.6	58.4	
1	6.0	14.8	15.8	13.0	12.4	
2	2.3	7.4	15.8	19.3	10.6	
3	1.5	5.6	6.5	10.9	5.8	
4	0.4	6.7	19.1	29.2	12.7	
N of Valid	266	270	278	192	1006	
N of Miss	3	6	5	1	15	

Table 57: Think of your four best friends (the friends you feel closest to). In the past year (12 months), how many of your best friends have: used e-cigarettes, e-cigars, or e-hookahs?






Response	6	8	10	12	Total	
0	93.3	68.3	50.9	45.6	65.7	
1	3.7	13.7	16.1	15.0	12.0	
2	2.2	3.3	11.8	13.5	7.3	
3	0.4	5.9	7.9	8.3	5.4	
4	0.4	8.9	13.3	17.6	9.5	
N of Valid	267	271	279	193	1010	
N of Miss	2	5	4	0	11	

Table 58: Think of your four best friends (the friends you feel closest to). In the past year (12 months), how many of your best friends have: used marijuana?






Response	6	8	10	12	Total	
0	95.8	81.2	57.3	44.3	71.4	
1	2.7	7.0	19.0	17.2	11.1	
2	0.8	4.4	8.6	13.0	6.3	
3	0.4	2.6	6.5	11.5	4.8	
4	0.4	4.8	8.6	14.1	6.5	
N of Valid	264	271	279	192	1006	
N of Miss	5	5	4	1	15	

Table 59: Think of your four best friends (the friends you feel closest to). In the past year (12 months), how many of your best friends have: used prescription drugs or non-prescription drugs for the purpose of getting high?






Response	6	8	10	12	Total	
0	95.9	88.2	79.2	71.0	84.5	
1	2.6	4.8	9.7	14.0	7.3	
2	0.7	3.3	5.7	7.3	4.1	
3	0.4	1.5	1.1	1.6	1.1	
4	0.4	2.2	4.3	6.2	3.1	
N of Valid	267	271	279	193	1010	
N of Miss	2	5	4	0	11	

Table 60: Think of your four best friends (the friends you feel closest to). In the past year (12 months), how many of your best friends have: used synthetic marijuana (K2, spice) or bath salts?






Response	6	8	10	12	Total	
0	97.7	94.0	95.0	92.7	95.0	
1	1.9	2.2	3.2	3.6	2.7	
2	0.4	1.9	0.4	2.1	1.1	
3	0.0	0.4	0.0	0.0	0.1	
4	0.0	1.5	1.4	1.6	1.1	
N of Valid	266	268	280	193	1007	
N of Miss	3	8	3	0	14	

Table 61: Think of your four best friends (the friends you feel closest to). In the past year (12 months), how many of your best friends have: used LSD, cocaine, amphetamines, or other illegal drugs?






Response	6	8	10	12	Total	
0	97.8	95.1	91.8	85.4	93.0	
1	0.7	2.2	5.4	7.8	3.8	
2	0.4	0.7	0.7	2.1	0.9	
3	0.4	0.0	0.0	1.6	0.4	
4	0.7	1.9	2.1	3.1	1.9	
N of Valid	267	268	280	192	1007	
N of Miss	2	8	3	1	14	

Table 62: Think of your four best friends (the friends you feel closest to). In the past year (12 months), how many of your best friends have: been bullied?






Response	6	8	10	12	Total	
0	33.2	32.3	55.6	60.1	44.3	
1	30.6	25.7	15.8	21.2	23.4	
2	17.0	21.2	11.5	11.4	15.5	
3	7.9	6.3	6.5	2.6	6.1	
4	11.3	14.5	10.8	4.7	10.7	
N of Valid	265	269	279	193	1006	
N of Miss	4	7	4	0	15	

Table 63: Think of your four best friends (the friends you feel closest to). In the past year (12 months), how many of your best friends have: been suspended from school?






Response	6	8	10	12	Total	
0	69.3	58.3	69.9	83.3	69.2	
1	17.8	22.5	15.8	9.9	17.0	
2	7.2	7.7	9.3	3.6	7.3	
3	1.9	4.8	2.5	1.6	2.8	
4	3.8	6.6	2.5	1.6	3.8	
N of Valid	264	271	279	192	1006	
N of Miss	5	5	4	1	15	

Table 64: Think of your four best friends (the friends you feel closest to). In the past year (12 months), how many of your best friends have: carried a handgun?






Response	6	8	10	12	Total	
0	95.9	95.5	96.8	93.8	95.6	
1	2.6	1.9	1.4	1.6	1.9	
2	1.5	1.5	0.7	1.6	1.3	
3	0.0	0.0	0.4	2.1	0.5	
4	0.0	1.1	0.7	1.0	0.7	
N of Valid	266	268	279	192	1005	
N of Miss	3	8	4	1	16	

Table 65: Think of your four best friends (the friends you feel closest to). In the past year (12 months), how many of your best friends have: sold illegal drugs?






Response	6	8	10	12	Total	
0	98.5	94.1	86.7	80.3	90.5	
1	1.1	3.7	8.2	9.8	5.5	
2	0.0	1.1	1.8	4.7	1.7	
3	0.4	0.0	0.4	2.1	0.6	
4	0.0	1.1	2.9	3.1	1.7	
N of Valid	264	269	279	193	1005	
N of Miss	5	7	4	0	16	

Table 66: Think of your four best friends (the friends you feel closest to). In the past year (12 months), how many of your best friends have: regularly attended religious services?






Response	6	8	10	12	Total	
0	31.4	18.9	18.1	33.9	24.8	
1	14.0	17.4	14.8	13.0	14.9	
2	17.4	20.8	24.2	28.6	22.4	
3	12.8	19.7	19.1	13.5	16.5	
4	24.4	23.1	23.8	10.9	21.3	
N of Valid	258	264	277	192	991	
N of Miss	11	12	6	1	30	

Table 67: Think of your four best friends (the friends you feel closest to). In the past year (12 months), how many of your best friends have: stolen or tried to steal a motor vehicle such as a car or motorcycle?






Response	6	8	10	12	Total	
0	99.3	95.9	98.2	97.4	97.7	
1	0.4	1.5	1.1	0.5	0.9	
2	0.0	0.7	0.4	1.6	0.6	
3	0.0	1.1	0.0	0.0	0.3	
4	0.4	0.7	0.4	0.5	0.5	
N of Valid	267	270	280	192	1009	
N of Miss	2	6	3	1	12	

Table 68: Think of your four best friends (the friends you feel closest to). In the past year (12 months), how many of your best friends have: been arrested?






Response	6	8	10	12	Total	
0	97.0	90.0	86.1	88.5	90.5	
1	2.6	7.8	8.6	7.8	6.6	
2	0.0	0.7	3.6	2.6	1.7	
3	0.0	0.0	0.7	0.0	0.2	
4	0.4	1.5	1.1	1.0	1.0	
N of Valid	267	270	280	192	1009	
N of Miss	2	6	3	1	12	

Table 69: Think of your four best friends (the friends you feel closest to). In the past year (12 months), how many of your best friends have: dropped out of school?






Response	6	8	10	12	Total	
0	94.0	97.4	92.1	86.0	92.9	
1	5.3	1.1	7.5	8.8	5.4	
2	0.8	0.4	0.0	2.1	0.7	
3	0.0	0.0	0.0	1.6	0.3	
4	0.0	1.1	0.4	1.6	0.7	
N of Valid	266	271	280	193	1010	
N of Miss	3	5	3	0	11	

Table 70: Think of your four best friends (the friends you feel closest to). In the past year (12 months), how many of your best friends have: been members of a gang?






Response	6	8	10	12	Total	
0	95.1	94.8	97.8	96.4	96.0	
1	2.2	3.0	0.4	1.6	1.8	
2	0.7	1.1	0.7	0.5	0.8	
3	1.1	0.4	0.0	1.0	0.6	
4	0.7	0.7	1.1	0.5	0.8	
N of Valid	267	270	279	193	1009	
N of Miss	2	6	4	0	12	

Table 71: How old were you when you first: smoked marijuana?










Response	6	8	10	12	Total	
Never	99.2	91.4	79.9	56.2	83.5	
10 or younger	0.4	1.1	0.4	2.1	0.9	
11	0.4	1.5	0.4	1.6	0.9	
12	0.0	3.0	4.0	4.2	2.7	
13	0.0	2.6	4.3	4.7	2.8	
14	0.0	0.4	6.5	6.8	3.2	
15	0.0	0.0	4.3	7.8	2.7	
16	0.0	0.0	0.4	10.4	2.1	
17 or older	0.0	0.0	0.0	6.2	1.2	
N of Valid	261	269	278	192	1000	
N of Miss	8	7	5	1	21	

Table 72: How old were you when you first: smoked a cigarette, even just a puff?

Response	6	8	10	12	Total
Never	94.7	81.0	67.5	54.4	75.7
10 or younger	3.0	5.5	5.4	7.3	5.2
11	1.5	2.2	4.0	3.1	2.7
12	0.8	6.2	4.3	4.7	4.0
13	0.0	4.4	7.6	4.7	4.2
14	0.0	0.7	4.0	6.7	2.6
15	0.0	0.0	6.9	3.1	2.5
16	0.0	0.0	0.4	8.3	1.7
17 or older	0.0	0.0	0.0	7.8	1.5
N of Valid	263	273	277	193	1006
N of Miss	6	3	6	0	15

Table 73: How old were you when you first: had more than a sip or two of beer, wine or hard liquor (for example, vodka, whiskey, or gin)?

Response	6	8	10	12	Total
Never	85.9	63.2	45.5	32.1	58.3
10 or younger	11.1	12.9	7.2	6.2	9.6
11	1.9	6.2	5.8	3.1	4.4
12	0.8	8.1	4.7	6.2	4.9
13	0.4	6.6	11.6	5.7	6.2
14	0.0	2.6	8.7	8.3	4.7
15	0.0	0.4	15.5	14.0	7.1
16	0.0	0.0	0.7	13.5	2.8
17 or older	0.0	0.0	0.4	10.9	2.2
N of Valid	262	272	277	193	1004
N of Miss	7	4	6	0	17

Table 74: How old were you when you first: began drinking alcoholic beverages regularly, that is, at least once or twice a month?










Response	6	8	10	12	Total	
Never	97.7	94.1	82.5	68.9	87.0	
10 or younger	0.4	0.0	0.0	0.5	0.2	
11	1.9	0.0	0.0	0.0	0.5	
12	0.0	2.6	0.7	1.0	1.1	
13	0.0	1.9	1.8	0.5	1.1	
14	0.0	1.1	5.0	2.1	2.1	
15	0.0	0.4	8.2	5.7	3.5	
16	0.0	0.0	1.4	11.9	2.7	
17 or older	0.0	0.0	0.4	9.3	1.9	
N of Valid	265	269	280	193	1007	
N of Miss	4	7	3	0	14	

Table 75: How old were you when you first: used Daztrex?


Response	6	8	10	12	Total	
Never	100.0	100.0	100.0	100.0	100.0	
10 or younger	0.0	0.0	0.0	0.0	0.0	
11	0.0	0.0	0.0	0.0	0.0	
12	0.0	0.0	0.0	0.0	0.0	
13	0.0	0.0	0.0	0.0	0.0	
14	0.0	0.0	0.0	0.0	0.0	
15	0.0	0.0	0.0	0.0	0.0	
16	0.0	0.0	0.0	0.0	0.0	
17 or older	0.0	0.0	0.0	0.0	0.0	
N of Valid	258	263	281	190	992	
N of Miss	11	13	2	3	29	

Table 76: How old were you when you first: got suspended from school?


Response	6	8	10	12	Total	
Never	86.4	71.3	74.8	76.3	77.2	
10 or younger	8.7	8.1	7.1	5.3	7.4	
11	3.4	6.6	3.9	1.6	4.1	
12	1.1	7.4	3.5	5.8	4.4	
13	0.4	6.2	4.3	3.2	3.6	
14	0.0	0.4	5.0	2.6	2.0	
15	0.0	0.0	1.4	2.1	0.8	
16	0.0	0.0	0.0	1.6	0.3	
17 or older	0.0	0.0	0.0	1.6	0.3	
N of Valid	265	272	282	190	1009	
N of Miss	4	4	1	3	12	

Table 77: How old were you when you first: got arrested?


Response	6	8	10	12	Total	
Never	99.2	97.4	94.7	95.3	96.7	
10 or younger	0.4	0.7	0.0	0.5	0.4	
11	0.0	0.4	0.4	0.0	0.2	
12	0.0	0.4	1.4	0.5	0.6	
13	0.0	1.1	1.4	1.1	0.9	
14	0.4	0.0	0.7	1.1	0.5	
15	0.0	0.0	1.4	0.0	0.4	
16	0.0	0.0	0.0	0.0	0.0	
17 or older	0.0	0.0	0.0	1.6	0.3	
N of Valid	265	272	281	190	1008	
N of Miss	4	4	2	3	13	

Table 78: How old were you when you first: carried a handgun?









Response	6	8	10	12	Total	
Never	96.6	94.0	96.1	95.8	95.6	
10 or younger	1.9	1.9	1.4	1.0	1.6	
11	1.1	1.5	0.7	0.5	1.0	
12	0.4	0.7	0.4	0.0	0.4	
13	0.0	0.4	0.7	0.5	0.4	
14	0.0	1.5	0.4	0.0	0.5	
15	0.0	0.0	0.4	0.5	0.2	
16	0.0	0.0	0.0	1.6	0.3	
17 or older	0.0	0.0	0.0	0.0	0.0	
N of Valid	263	268	279	191	1001	
N of Miss	6	8	4	2	20	

Table 79: How old were you when you first: used e-cigarettes, e-cigars, or e-hookahs?










Response	6	8	10	12	Total	
Never	96.6	78.5	69.4	65.6	78.2	
10 or younger	1.5	2.2	0.4	0.5	1.2	
11	1.5	2.2	0.7	0.0	1.2	
12	0.4	6.3	2.5	0.0	2.5	
13	0.0	8.1	6.8	2.6	4.6	
14	0.0	2.6	8.2	4.2	3.8	
15	0.0	0.0	10.3	6.2	4.1	
16	0.0	0.0	1.8	13.0	3.0	
17 or older	0.0	0.0	0.0	7.8	1.5	
N of Valid	261	270	281	192	1004	
N of Miss	8	6	2	1	17	

Table 80: How old were you when you first: belonged to a gang?








Response	6	8	10	12	Total	
Never	97.7	97.4	98.6	98.4	98.0	
10 or younger	0.4	0.4	0.0	0.5	0.3	
11	1.1	0.4	0.4	0.0	0.5	
12	0.8	0.7	0.0	0.0	0.4	
13	0.0	0.7	0.7	0.0	0.4	
14	0.0	0.4	0.4	0.0	0.2	
15	0.0	0.0	0.0	1.0	0.2	
16	0.0	0.0	0.0	0.0	0.0	
17 or older	0.0	0.0	0.0	0.0	0.0	
N of Valid	265	268	280	192	1005	
N of Miss	4	8	3	1	16	

Table 81: How old were you when you first: used prescription drugs not prescribed to you?










Response	6	8	10	12	Total	
Never	96.6	94.4	88.2	80.7	90.6	
10 or younger	0.8	1.5	0.4	1.6	1.0	
11	1.9	0.4	1.4	0.0	1.0	
12	0.8	2.2	1.4	1.0	1.4	
13	0.0	0.7	2.2	2.1	1.2	
14	0.0	0.7	2.9	1.0	1.2	
15	0.0	0.0	2.5	2.6	1.2	
16	0.0	0.0	1.1	5.7	1.4	
17 or older	0.0	0.0	0.0	5.2	1.0	
N of Valid	262	270	279	192	1003	
N of Miss	7	6	4	1	18	

Table 82: How wrong do you think it is for someone your age to: take a handgun to school?





Response	6	8	10	12	Total	
Very wrong	89.9	88.6	91.5	86.0	89.2	
Wrong	8.2	9.6	6.0	8.3	8.0	
A little bit wrong	1.9	1.1	1.8	5.2	2.3	
Not at all wrong	0.0	0.7	0.7	0.5	0.5	
N of Valid	267	271	282	193	1013	
N of Miss	2	5	1	0	8	

Table 83: How wrong do you think it is for someone your age to: steal anything?





Response	6	8	10	12	Total	
Very wrong	71.9	63.0	65.2	70.5	67.4	
Wrong	22.8	28.9	27.7	24.4	26.1	
A little bit wrong	4.9	7.4	6.4	4.7	5.9	
Not at all wrong	0.4	0.7	0.7	0.5	0.6	
N of Valid	267	270	282	193	1012	
N of Miss	2	6	1	0	9	

Table 84: How wrong do you think it is for someone your age to: pick a fight with someone?





Response	6	8	10	12	Total	
Very wrong	54.4	41.7	40.9	41.1	44.7	
Wrong	31.2	33.7	33.8	38.5	34.0	
A little bit wrong	11.4	21.6	21.7	18.2	18.3	
Not at all wrong	3.0	3.0	3.6	2.1	3.0	
N of Valid	263	264	281	192	1000	
N of Miss	6	12	2	1	21	

Table 85: How wrong do you think it is for someone your age to: attack someone with the idea of seriously hurting them?





Response	6	8	10	12	Total	
Very wrong	90.3	78.2	77.6	71.0	79.8	
Wrong	6.7	18.8	16.4	21.2	15.4	
A little bit wrong	1.1	2.2	5.0	7.3	3.7	
Not at all wrong	1.9	0.7	1.1	0.5	1.1	
N of Valid	267	271	281	193	1012	
N of Miss	2	5	2	0	9	

Table 86: How wrong do you think it is for someone your age to: stay away from school all day when their parents think they are at school?





Response	6	8	10	12	Total	
Very wrong	83.2	62.5	46.1	35.2	58.2	
Wrong	13.1	28.3	37.6	32.1	27.6	
A little bit wrong	3.4	7.7	14.5	30.6	12.8	
Not at all wrong	0.4	1.5	1.8	2.1	1.4	
N of Valid	268	272	282	193	1015	
N of Miss	1	4	1	0	6	

Table 87: How wrong do you think it is for someone your age to: drink beer, wine or hard liquor (for example, vodka, whiskey, or gin) regularly?





Response	6	8	10	12	Total	
Very wrong	92.5	66.4	47.9	35.8	62.3	
Wrong	5.6	20.3	24.8	21.2	17.9	
A little bit wrong	1.5	10.3	18.1	30.6	14.0	
Not at all wrong	0.4	3.0	9.2	12.4	5.8	
N of Valid	266	271	282	193	1012	
N of Miss	3	5	1	0	9	

Table 88: How wrong do you think it is for someone your age to: smoke cigarettes?





Response	6	8	10	12	Total	
Very wrong	93.2	74.3	59.9	44.6	69.6	
Wrong	5.3	18.6	23.8	24.9	17.7	
A little bit wrong	1.5	5.6	11.0	16.1	8.0	
Not at all wrong	0.0	1.5	5.3	14.5	4.7	
N of Valid	265	269	282	193	1009	
N of Miss	4	7	1	0	12	

Table 89: How wrong do you think it is for someone your age to: smoke marijuana?





Response	6	8	10	12	Total	
Very wrong	95.5	76.0	55.7	37.3	68.1	
Wrong	3.4	10.7	17.4	21.8	12.7	
A little bit wrong	0.4	5.9	12.8	18.1	8.7	
Not at all wrong	0.8	7.4	14.2	22.8	10.5	
N of Valid	266	271	282	193	1012	
N of Miss	3	5	1	0	9	

Table 90: How wrong do you think it is for someone your age to: use prescription drugs or non-prescription drugs for the purpose of getting high?





Response	6	8	10	12	Total	
Very wrong	95.1	84.1	82.3	70.8	84.0	
Wrong	3.0	11.4	11.7	21.4	11.2	
A little bit wrong	1.5	2.2	4.3	5.7	3.3	
Not at all wrong	0.4	2.2	1.8	2.1	1.6	
N of Valid	266	271	282	192	1011	
N of Miss	3	5	1	1	10	

Table 91: How wrong do you think it is for someone your age to: use synthetic marijuana (K2, spice) or bath salts?

Response	6	8	10	12	Total	
Very wrong	96.2	87.8	88.3	83.9	89.4	
Wrong	2.6	8.1	10.0	15.0	8.5	
A little bit wrong	0.8	1.8	1.4	0.5	1.2	
Not at all wrong	0.4	2.2	0.4	0.5	0.9	
N of Valid	265	271	281	193	1010	
N of Miss	4	5	2	0	11	

Table 92: How wrong do you think it is for someone your age to: use LSD, cocaine, amphetamines or another illegal drug?

Response	6	8	10	12	Total	
Very wrong	97.7	91.5	87.5	87.0	91.2	
Wrong	1.9	6.3	8.9	8.9	6.3	
A little bit wrong	0.0	0.7	2.5	2.6	1.4	
Not at all wrong	0.4	1.5	1.1	1.6	1.1	
N of Valid	265	271	280	192	1008	
N of Miss	4	5	3	1	13	

Table 93: How wrong do you think it is for someone your age to: use e-cigarettes, e-cigars or e-hookahs?

Response	6	8	10	12	Total	
Very wrong	91.4	63.1	47.3	34.7	60.8	
Wrong	7.5	15.1	15.1	14.5	13.0	
A little bit wrong	1.1	12.2	22.9	25.4	14.8	
Not at all wrong	0.0	9.6	14.7	25.4	11.5	
N of Valid	267	271	279	193	1010	
N of Miss	2	5	4	0	11	

Table 94: At school during the past 12 months, did you receive help from the resource teacher, speech therapist or other special education teacher?



Response	6	8	10	12	Total	
No	81.1	87.8	91.4	94.4	88.3	
Yes	18.9	12.2	8.6	5.6	11.7	
N of Valid	243	255	266	178	942	
N of Miss	26	21	17	15	79	

Table 95: How many times in the past year (12 months) have you: been suspended from school?






Response	6	8	10	12	Total	
Never	90.6	82.8	93.2	95.3	90.1	
1 to 2 times	7.9	13.9	6.1	4.1	8.3	
3 to 5 times	1.1	2.6	0.4	0.5	1.2	
6 to 9 times	0.4	0.7	0.0	0.0	0.3	
10 to 19 times	0.0	0.0	0.4	0.0	0.1	
20 to 29 times	0.0	0.0	0.0	0.0	0.0	
30 to 39 times	0.0	0.0	0.0	0.0	0.0	
40+ times	0.0	0.0	0.0	0.0	0.0	
N of Valid	265	267	280	193	1005	
N of Miss	4	9	3	0	16	

Table 96: How many times in the past year (12 months) have you: carried a handgun?









Response	6	8	10	12	Total	
Never	97.8	92.5	95.7	96.4	95.5	
1 to 2 times	1.5	3.4	0.7	1.6	1.8	
3 to 5 times	0.4	2.3	1.4	0.0	1.1	
6 to 9 times	0.4	0.0	0.4	0.5	0.3	
10 to 19 times	0.0	0.4	0.7	1.0	0.5	
20 to 29 times	0.0	0.0	0.4	0.5	0.2	
30 to 39 times	0.0	0.0	0.4	0.0	0.1	
40+ times	0.0	1.5	0.4	0.0	0.5	
N of Valid	267	265	279	193	1004	
N of Miss	2	11	4	0	17	

Table 97: How many times in the past year (12 months) have you: sold illegal drugs?








Response	6	8	10	12	Total	
Never	99.6	98.5	94.6	91.1	96.3	
1 to 2 times	0.0	0.4	1.8	1.0	0.8	
3 to 5 times	0.0	0.4	2.2	2.6	1.2	
6 to 9 times	0.0	0.8	0.4	0.5	0.4	
10 to 19 times	0.0	0.0	0.0	1.6	0.3	
20 to 29 times	0.4	0.0	0.7	1.6	0.6	
30 to 39 times	0.0	0.0	0.0	0.0	0.0	
40+ times	0.0	0.0	0.4	1.6	0.4	
N of Valid	263	266	277	192	998	
N of Miss	6	10	6	1	23	

Table 98: How many times in the past year (12 months) have you: stolen or tried to steal a motor vehicle such as a car or motorcycle?




Response	6	8	10	12	Total	
Never	99.2	98.9	98.9	100.0	99.2	
1 to 2 times	0.8	0.7	1.1	0.0	0.7	
3 to 5 times	0.0	0.4	0.0	0.0	0.1	
6 to 9 times	0.0	0.0	0.0	0.0	0.0	
10 to 19 times	0.0	0.0	0.0	0.0	0.0	
20 to 29 times	0.0	0.0	0.0	0.0	0.0	
30 to 39 times	0.0	0.0	0.0	0.0	0.0	
40+ times	0.0	0.0	0.0	0.0	0.0	
N of Valid	265	269	278	193	1005	
N of Miss	4	7	5	0	16	

Table 99: How many times in the past year (12 months) have you: participated in clubs, organizations or activities at school?


Response	6	8	10	12	Total	
Never	40.3	17.5	21.1	30.2	26.9	
1 to 2 times	26.2	19.0	14.0	12.5	18.2	
3 to 5 times	10.6	14.5	16.8	10.4	13.4	
6 to 9 times	3.0	13.4	7.2	9.4	8.2	
10 to 19 times	4.6	8.9	6.5	6.8	6.7	
20 to 29 times	4.6	2.6	5.7	5.7	4.6	
30 to 39 times	0.8	4.8	3.9	2.6	3.1	
40+ times	9.9	19.3	24.7	22.4	18.9	
N of Valid	263	269	279	192	1003	
N of Miss	6	7	4	1	18	

Table 100: How many times in the past year (12 months) have you: been arrested?


Response	6	8	10	12	Total	
Never	99.6	98.5	96.8	97.9	98.2	
1 to 2 times	0.4	1.5	3.2	1.6	1.7	
3 to 5 times	0.0	0.0	0.0	0.5	0.1	
6 to 9 times	0.0	0.0	0.0	0.0	0.0	
10 to 19 times	0.0	0.0	0.0	0.0	0.0	
20 to 29 times	0.0	0.0	0.0	0.0	0.0	
30 to 39 times	0.0	0.0	0.0	0.0	0.0	
40+ times	0.0	0.0	0.0	0.0	0.0	
N of Valid	266	268	280	190	1004	
N of Miss	3	8	3	3	17	

Table 101: How many times in the past year (12 months) have you: attacked someone with the idea of seriously hurting them?







Response	6	8	10	12	Total	
Never	95.1	92.5	91.4	96.4	93.6	
1 to 2 times	3.4	3.7	6.1	3.6	4.3	
3 to 5 times	0.4	2.6	0.7	0.0	1.0	
6 to 9 times	0.8	0.4	1.4	0.0	0.7	
10 to 19 times	0.4	0.4	0.4	0.0	0.3	
20 to 29 times	0.0	0.0	0.0	0.0	0.0	
30 to 39 times	0.0	0.0	0.0	0.0	0.0	
40+ times	0.0	0.4	0.0	0.0	0.1	
N of Valid	265	268	278	192	1003	
N of Miss	4	8	5	1	18	

Table 102: How many times in the past year (12 months) have you: been drunk or high at school?









Response	6	8	10	12	Total	
Never	98.9	94.4	91.8	84.9	93.0	
1 to 2 times	0.8	2.6	3.9	4.2	2.8	
3 to 5 times	0.0	1.5	2.1	1.6	1.3	
6 to 9 times	0.0	0.0	0.7	1.6	0.5	
10 to 19 times	0.0	0.0	0.7	1.0	0.4	
20 to 29 times	0.0	0.4	0.0	1.6	0.4	
30 to 39 times	0.0	0.4	0.4	0.5	0.3	
40+ times	0.4	0.7	0.4	4.7	1.3	
N of Valid	264	267	280	192	1003	
N of Miss	5	9	3	1	18	

Table 103: How many times in the past year (12 months) have you: taken a handgun to school?



Response	6	8	10	12	Total	
Never	100.0	99.6	100.0	100.0	99.9	
1 to 2 times	0.0	0.4	0.0	0.0	0.1	
3 to 5 times	0.0	0.0	0.0	0.0	0.0	
6 to 9 times	0.0	0.0	0.0	0.0	0.0	
10 to 19 times	0.0	0.0	0.0	0.0	0.0	
20 to 29 times	0.0	0.0	0.0	0.0	0.0	
30 to 39 times	0.0	0.0	0.0	0.0	0.0	
40+ times	0.0	0.0	0.0	0.0	0.0	
N of Valid	265	266	277	193	1001	
N of Miss	4	10	6	0	20	

Table 104: Are you currently on probation, or assigned a probation officer with Juvenile Court?



Response	6	8	10	12	Total	
No	99.1	98.1	97.7	95.2	97.6	
Yes	0.9	1.9	2.3	4.8	2.4	
N of Valid	228	257	260	186	931	
N of Miss	41	19	23	7	90	

Table 105: Have you ever belonged to a gang?






Response	6	8	10	12	Total	
No	96.6	94.8	96.8	96.4	96.1	
No, but would like to	0.0	1.5	1.8	1.0	1.1	
Yes, in the past	1.9	1.5	0.7	2.1	1.5	
Yes, belong now	1.5	1.5	0.7	0.5	1.1	
Yes, but would like to get out	0.0	0.7	0.0	0.0	0.2	
N of Valid	266	269	278	192	1005	
N of Miss	3	7	5	1	16	

Table 106: If you have ever belonged to a gang, did that gang have a name?

Response	6	8	10	12	Total
No	6.1	4.1	5.1	9.1	5.9
Yes	1.5	3.7	1.8	2.2	2.3
I have never belonged to a gang	92.4	92.2	93.0	88.7	91.8
N of Valid	264	269	272	186	991
N of Miss	5	7	11	7	30

Table 107: You are at a party at someone's house, and one of your friends offers you a drink containing alcohol. What would you say or do?

Response	6	8	10	12	Total
Drink it	3.0	20.3	32.5	45.3	23.9
Tell your friend, 'No thanks, I don't drink' and suggest that you and your friend go and do something else	50.4	39.1	33.6	23.7	37.6
Just say, 'No thanks' and walk away	27.7	26.3	24.5	22.6	25.5
Make up a good excuse, tell your friend you had something else to do, and leave	18.9	14.3	9.4	8.4	13.0
N of Valid	264	266	277	190	997
N of Miss	5	10	6	3	24

Table 108: How often do you attend religious services or activities?

Response	6	8	10	12	Total
Never	16.0	17.5	16.1	32.1	19.5
Rarely	23.0	18.7	24.6	24.7	22.6
1-2 Times a Month	14.4	16.0	13.6	16.8	15.1
About Once a Week or More	46.7	47.8	45.7	26.3	42.8
N of Valid	257	268	280	190	995
N of Miss	12	8	3	3	26

Table 109: I think sometimes it's okay to cheat at school.





Response	6	8	10	12	Total	
NO!	73.0	40.5	21.8	17.8	39.6	
no	21.7	41.6	43.6	41.9	36.9	
yes	4.9	15.6	29.6	35.1	20.4	
YES!	0.4	2.2	5.0	5.2	3.1	
N of Valid	267	269	280	191	1007	
N of Miss	2	7	3	2	14	

Table 110: It is important to think before you act.





Response	6	8	10	12	Total	
NO!	1.9	1.1	0.7	0.0	1.0	
no	2.2	4.1	3.2	1.0	2.8	
yes	18.0	34.8	39.3	39.6	32.5	
YES!	77.9	60.0	56.8	59.4	63.7	
N of Valid	267	270	280	192	1009	
N of Miss	2	6	3	1	12	

Table 111: Sometimes I think that life is not worth it.





Response	6	8	10	12	Total	
NO!	59.7	50.7	52.2	41.1	51.6	
no	18.3	17.9	21.6	29.2	21.2	
yes	17.9	19.4	18.3	20.3	18.9	
YES!	4.2	11.9	7.9	9.4	8.3	
N of Valid	263	268	278	192	1001	
N of Miss	6	8	5	1	20	

Table 112: At times I think I am no good at all.

Response	6	8	10	12	Total	
NO!	36.0	34.9	37.5	27.9	34.6	
no	26.5	24.2	22.7	27.9	25.1	
yes	26.1	27.5	29.6	32.6	28.7	
YES!	11.4	13.4	10.1	11.6	11.6	
N of Valid	264	269	277	190	1000	
N of Miss	5	7	6	3	21	

Table 113: All in all, I am inclined to think that I am a failure.

Response	6	8	10	12	Total	
NO!	57.9	48.1	50.4	42.6	50.3	
no	24.5	28.4	27.9	34.7	28.4	
yes	12.6	13.1	15.4	13.7	13.7	
YES!	5.0	10.4	6.4	8.9	7.6	
N of Valid	261	268	280	190	999	
N of Miss	8	8	3	3	22	

Table 114: In the past year, have you felt depressed or sad MOST days, even if you felt okay sometimes?

Response	6	8	10	12	Total	
NO!	35.8	38.5	35.0	31.1	35.4	
no	26.0	24.4	24.3	25.3	25.0	
yes	23.4	18.9	23.6	28.4	23.2	
YES!	14.7	18.1	17.1	15.3	16.4	
N of Valid	265	270	280	190	1005	
N of Miss	4	6	3	3	16	

Table 115: It is all right to beat up people if they start the fight.





Response	6	8	10	12	Total	
NO!	53.6	30.7	23.5	18.4	32.4	
no	21.9	24.1	24.5	27.4	24.3	
yes	13.6	22.6	28.5	32.6	23.8	
YES!	10.9	22.6	23.5	21.6	19.6	
N of Valid	265	270	277	190	1002	
N of Miss	4	6	6	3	19	

Table 116: I think it is okay to take something without asking if you can get away with it.





Response	6	8	10	12	Total	
NO!	85.4	68.8	66.4	65.1	71.9	
no	12.7	26.0	28.9	30.7	24.2	
yes	1.5	3.7	2.2	4.2	2.8	
YES!	0.4	1.5	2.5	0.0	1.2	
N of Valid	267	269	277	189	1002	
N of Miss	2	7	6	4	19	

Table 117: Where do you get the most information about living a drug and alcohol free life? Parents/guardians





Response	6	8	10	12	Total	
All the time	52.9	49.1	42.5	39.2	46.4	
Most	20.5	24.2	22.2	18.0	21.5	
Some	13.5	17.7	23.3	26.5	19.8	
Very little	13.1	9.1	12.0	16.4	12.3	
N of Valid	259	265	275	189	988	
N of Miss	10	11	8	4	33	

Table 118: Where do you get the most information about living a drug and alcohol free life? Friends





Response	6	8	10	12	Total	
All the time	21.7	16.0	13.6	8.1	15.3	
Most	15.0	17.6	12.8	12.9	14.7	
Some	24.5	28.6	31.5	28.0	28.2	
Very little	38.7	37.8	42.1	51.1	41.8	
N of Valid	253	262	273	186	974	
N of Miss	16	14	10	7	47	

Table 119: Where do you get the most information about living a drug and alcohol free life? Family members





Response	6	8	10	12	Total	
All the time	46.7	39.3	32.1	28.9	37.3	
Most	23.4	24.8	26.3	20.3	24.0	
Some	14.6	17.9	21.2	23.0	18.9	
Very little	15.3	17.9	20.4	27.8	19.8	
N of Valid	261	262	274	187	984	
N of Miss	8	14	9	6	37	

Table 120: Where do you get the most information about living a drug and alcohol free life? School





Response	6	8	10	12	Total	
All the time	73.9	57.7	45.3	37.0	54.6	
Most	15.3	22.6	25.4	26.5	22.2	
Some	3.8	15.1	16.7	21.7	13.8	
Very little	6.9	4.5	12.7	14.8	9.4	
N of Valid	261	265	276	189	991	
N of Miss	8	11	7	4	30	

Table 121: Where do you get the most information about living a drug and alcohol free life? Internet





Response	6	8	10	12	Total	
All the time	9.4	13.5	11.2	11.2	11.3	
Most	11.0	14.2	12.3	14.4	12.9	
Some	18.0	27.3	29.3	26.6	25.3	
Very little	61.6	45.0	47.1	47.9	50.5	
N of Valid	255	260	276	188	979	
N of Miss	14	16	7	5	42	

Table 122: Where do you get the most information about living a drug and alcohol free life? TV





Response	6	8	10	12	Total	
All the time	14.5	17.2	12.9	14.4	14.7	
Most	15.2	15.6	15.1	11.8	14.6	
Some	27.0	32.8	28.3	29.4	29.4	
Very little	43.4	34.4	43.8	44.4	41.2	
N of Valid	256	262	272	187	977	
N of Miss	13	14	11	6	44	

Table 123: Where do you get the most information about living a drug and alcohol free life? Social media





Response	6	8	10	12	Total	
All the time	11.6	14.5	10.0	11.8	12.0	
Most	8.0	11.8	11.1	8.6	10.0	
Some	20.0	27.8	28.5	26.7	25.8	
Very little	60.4	45.9	50.4	52.9	52.3	
N of Valid	250	255	270	187	962	
N of Miss	19	21	13	6	59	

Table 124: How much do you think people risk harming themselves (physically or in other ways) if they: smoked one or more packs of cigarettes per day?





Response	6	8	10	12	Total	
No risk	5.7	4.1	2.5	1.6	3.6	
Slight risk	5.3	4.5	7.6	8.1	6.3	
Moderate risk	15.6	16.2	20.3	24.7	18.8	
Great risk	73.3	75.2	69.6	65.6	71.3	
N of Valid	262	266	276	186	990	
N of Miss	7	10	7	7	31	

Table 125: How much do you think people risk harming themselves (physically or in other ways) if they: try marijuana once or twice?





Response	6	8	10	12	Total	
No risk	11.2	21.5	36.0	45.4	27.3	
Slight risk	16.5	25.3	29.1	31.4	25.2	
Moderate risk	31.5	20.4	15.3	13.5	20.6	
Great risk	40.8	32.8	19.6	9.7	26.9	
N of Valid	260	265	275	185	985	
N of Miss	9	11	8	8	36	

Table 126: How much do you think people risk harming themselves (physically or in other ways) if they: smoke marijuana once or twice a week?





Response	6	8	10	12	Total	
No risk	8.1	13.0	24.7	30.8	18.3	
Slight risk	5.8	18.4	19.6	30.2	17.6	
Moderate risk	20.8	14.6	21.8	18.1	18.9	
Great risk	65.3	54.0	33.9	20.9	45.2	
N of Valid	259	261	271	182	973	
N of Miss	10	15	12	11	48	

Table 127: How much do you think people risk harming themselves (physically or in other ways) if they: take one or two drinks of an alcoholic beverage (beer, wine, liquor) nearly every day?


Response	6	8	10	12	Total	
No risk	7.3	6.9	11.3	9.7	8.7	
Slight risk	16.4	17.2	21.5	21.5	19.0	
Moderate risk	25.6	32.8	31.4	36.0	31.1	
Great risk	50.8	43.1	35.8	32.8	41.2	
N of Valid	262	262	274	186	984	
N of Miss	7	14	9	7	37	

Table 128: How much do you think people risk harming themselves (physically or in other ways) if they: have five or more drinks of an alcoholic beverage once or twice a weekend?


Response	6	8	10	12	Total	
No risk	7.3	3.4	8.8	5.9	6.4	
Slight risk	6.1	14.8	13.5	21.0	13.3	
Moderate risk	23.7	25.9	32.5	28.5	27.6	
Great risk	63.0	55.9	45.3	44.6	52.7	
N of Valid	262	263	274	186	985	
N of Miss	7	13	9	7	36	

Table 129: How much do you think people risk harming themselves (physically or in other ways) if they: use prescription drugs that are not prescribed to them?


Response	6	8	10	12	Total	
No risk	6.1	4.2	3.0	1.1	3.8	
Slight risk	3.4	1.9	7.4	7.0	4.8	
Moderate risk	15.3	19.2	18.8	22.2	18.6	
Great risk	75.2	74.7	70.8	69.7	72.8	
N of Valid	262	261	271	185	979	
N of Miss	7	15	12	8	42	

Table 130: How much do you think people risk harming themselves (physically or in other ways) if they: use non-prescription drugs to get high?

Response	6	8	10	12	Total	
No risk	5.8	2.7	2.9	1.1	3.3	
Slight risk	1.5	4.9	7.0	5.9	4.8	
Moderate risk	12.3	15.6	19.0	21.0	16.7	
Great risk	80.4	76.8	71.1	72.0	75.3	
N of Valid	260	263	273	186	982	
N of Miss	9	13	10	7	39	

Table 131: How much do you think people risk harming themselves (physically or in other ways) if they: use e-cigarettes, e-cigars, or e-hookahs?

Response	6	8	10	12	Total	
No risk	7.3	17.5	23.5	28.6	18.6	
Slight risk	16.9	25.1	37.5	39.5	29.1	
Moderate risk	23.8	24.3	16.2	16.8	20.5	
Great risk	51.9	33.1	22.8	15.1	31.8	
N of Valid	260	263	272	185	980	
N of Miss	9	13	11	8	41	

Table 132: Have you ever used smokeless tobacco (chew, snuff, plug, dipping tobacco, or chewing tobacco)?

Response	6	8	10	12	Total	
Never	96.6	88.0	77.5	73.1	84.6	
Once or Twice	2.7	7.5	9.1	16.7	8.4	
Once in a while but not regularly	0.4	2.6	4.0	2.7	2.4	
Regularly in the past	0.0	1.1	4.0	3.2	2.0	
Regularly now	0.4	0.7	5.5	4.3	2.6	
N of Valid	263	267	275	186	991	
N of Miss	6	9	8	7	30	

Table 133: How often have you used smokeless tobacco during the past 30 days?


Response	6	8	10	12	Total	
Not at all	99.2	97.0	90.2	90.3	94.4	
Once or twice	0.8	2.3	3.6	5.4	2.8	
Once or twice per week	0.0	0.0	1.5	0.5	0.5	
Three to five times per week	0.0	0.0	0.4	0.0	0.1	
About once a day	0.0	0.4	0.4	1.1	0.4	
More than once a day	0.0	0.4	4.0	2.7	1.7	
N of Valid	264	265	275	186	990	
N of Miss	5	11	8	7	31	

Table 134: Have you ever smoked cigarettes?


Response	6	8	10	12	Total	
Never	94.7	80.6	68.4	56.0	76.4	
Once or Twice	4.2	12.3	16.0	22.3	13.0	
Once in a while but not regularly	0.8	3.0	5.1	4.9	3.3	
Regularly in the past	0.4	2.6	5.5	5.4	3.3	
Regularly now	0.0	1.5	5.1	11.4	3.9	
N of Valid	263	268	275	184	990	
N of Miss	6	8	8	9	31	

Table 135: How frequently have you smoked cigarettes during the past 30 days?


Response	6	8	10	12	Total	
Not at all	99.6	94.7	88.0	80.6	91.5	
Less than one cigarette per day	0.0	2.6	6.2	8.1	3.9	
One to five cigarettes per day	0.4	2.3	5.1	5.9	3.2	
About one-half pack per day	0.0	0.4	0.4	3.2	0.8	
About one pack per day	0.0	0.0	0.4	2.2	0.5	
About one and one-half packs per day	0.0	0.0	0.0	0.0	0.0	
Two packs or more per day	0.0	0.0	0.0	0.0	0.0	
N of Valid	263	265	275	186	989	
N of Miss	6	11	8	7	32	

Table 136: Which statement best describes rules about smoking inside your home or your family cars?






Response	6	8	10	12	Total	
Smoking is not allowed anywhere inside your home or cars	68.6	70.0	63.2	68.1	67.4	
Smoking is allowed in some places and at some times or in some cars	14.6	14.6	15.1	14.6	14.7	
Smoking is allowed anywhere inside the home or cars	2.3	2.6	3.3	1.6	2.5	
There are no rules about smoking inside the home or cars	2.7	3.0	8.1	9.2	5.5	
I don't know	11.9	9.7	10.3	6.5	9.8	
N of Valid	261	267	272	185	985	
N of Miss	8	9	11	8	36	

Table 137: Have you ever used e-cigarettes, e-cigars, or e-hookahs?






Response	6	8	10	12	Total	
Never	95.4	72.5	64.7	54.1	72.9	
Once or Twice	3.9	14.3	11.4	16.8	11.2	
Once in a while but not regularly	0.4	7.9	11.8	17.3	8.8	
Regularly in the past	0.4	2.3	3.3	5.9	2.8	
Regularly now	0.0	3.0	8.8	5.9	4.4	
N of Valid	259	265	272	185	981	
N of Miss	10	11	11	8	40	

Table 138: How frequently have you used e-cigarettes, e-cigars, or e-hookahs?


Response	6	8	10	12	Total	
Not at all	98.8	85.1	79.0	77.3	85.6	
Less than 10 puffs per day	1.2	10.3	10.7	14.1	8.7	
10 to 50 puffs per day	0.0	2.3	4.8	4.9	2.9	
About one-half cartomiser per day	0.0	1.1	2.2	2.2	1.3	
About one cartomiser per day	0.0	0.0	0.4	0.5	0.2	
About one and one-half cartomisers per day	0.0	0.4	1.1	0.0	0.4	
Two cartomisers or more per day	0.0	0.8	1.8	1.1	0.9	
N of Valid	260	261	272	185	978	
N of Miss	9	15	11	8	43	

Table 139: During this school year, were you taught in any of your classes about the dangers of tobacco use?

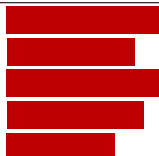
Response	6	8	10	12	Total	
Never	5.4	18.5	32.8	43.2	23.7	
Rarely	4.7	23.6	22.0	25.4	18.5	
Sometimes	18.3	27.0	24.3	19.5	22.5	
Often	36.2	18.9	14.2	7.6	20.0	
Almost always	35.4	12.0	6.7	4.3	15.3	
N of Valid	257	259	268	185	969	
N of Miss	12	17	15	8	52	

Table 140: During the past 12 months, have you participated in any community activities to discourage people your age from using cigarettes, chewing tobacco, snuff, dip or cigars, e-cigarettes, e-cigars, or e-hookahs?


Response	6	8	10	12	Total	
Never	53.7	64.6	73.0	81.6	67.3	
Rarely	15.3	13.6	10.9	7.6	12.1	
Sometimes	15.7	13.6	7.9	7.0	11.3	
Often	7.5	3.9	4.1	3.2	4.8	
Almost always	7.8	4.3	4.1	0.5	4.5	
N of Valid	255	257	267	185	964	
N of Miss	14	19	16	8	57	

Table 141: Think back over the last two weeks. How many times have you had five or more alcoholic drinks in a row?







Response	6	8	10	12	Total	
None	98.9	93.5	86.1	78.4	90.0	
Once	0.0	1.9	6.7	9.2	4.1	
Twice	0.0	1.2	0.7	5.9	1.6	
3-5 times	0.8	1.9	4.1	5.9	3.0	
6-9 times	0.4	0.0	0.7	0.0	0.3	
10 or more times	0.0	1.5	1.5	0.5	0.9	
N of Valid	261	260	267	185	973	
N of Miss	8	16	16	8	48	

Table 142: During the past 30 days, how many times did you ride in a car or other vehicle driven by someone who had been drinking alcohol or using drugs to get high?






Response	6	8	10	12	Total	
0 times	94.6	89.7	85.4	79.5	87.9	
1 time	3.5	5.0	6.4	8.6	5.7	
2 or 3 times	1.5	3.1	4.9	5.4	3.6	
4 or 5 times	0.4	0.4	1.9	1.1	0.9	
6 or more times	0.0	1.9	1.5	5.4	2.0	
N of Valid	260	261	267	185	973	
N of Miss	9	15	16	8	48	

Table 143: During the past 30 days, how many times did you drive a car or other vehicle when you had been drinking alcohol or using drugs to get high?







Response	6	8	10	12	Total	
I did not drive a car in the past 30 days	54.4	54.7	36.8	13.0	41.6	
0 times	45.6	43.3	59.8	75.1	54.7	
1 time	0.0	0.4	2.3	2.2	1.2	
2 or 3 times	0.0	0.4	0.4	5.9	1.4	
4 or 5 times	0.0	0.4	0.4	0.5	0.3	
6 or more times	0.0	0.8	0.4	3.2	0.9	
N of Valid	248	254	266	185	953	
N of Miss	21	22	17	8	68	

Table 144: If you drank alcohol (not just a sip or taste) in the past year, how did you usually get it?












Response	6	8	10	12	Total	
I did not drink alcohol in the past year	95.7	80.5	64.5	49.7	74.5	
I bought it myself with a fake ID	0.0	0.0	0.4	0.0	0.1	
I bought it myself without a fake ID	0.0	0.0	0.0	0.0	0.0	
I got it from someone I know age 21 or older	1.2	3.1	10.0	28.8	9.3	
I got it from someone I know under age 21	0.0	2.3	6.2	5.1	3.3	
I got it from my brother or sister	0.0	0.8	2.3	1.1	1.1	
I got it from home with my parents' permission	1.2	4.3	7.3	5.1	4.4	
I got it from home without my parents' permission	0.8	4.7	1.9	0.6	2.1	
I got it from another relative	0.0	1.2	1.5	1.7	1.1	
A stranger bought it for me	0.0	0.4	0.8	1.7	0.6	
I took it from a store or shop	0.0	0.4	0.0	0.0	0.1	
Other	1.2	2.3	5.0	6.2	3.5	
N of Valid	257	257	259	177	950	
N of Miss	12	19	24	16	71	

Table 145: If you drank alcohol (not just a sip or taste) in the past year, where did you usually drink it?










Response	6	8	10	12	Total	
I did not drink alcohol in the past year	96.0	79.7	64.1	48.9	74.0	
At my home	1.6	9.4	14.8	16.9	10.2	
At someone else's home	1.2	7.4	18.0	29.8	12.8	
At an open area like a park, beach, field, back road, woods, or a street corner	0.4	1.2	1.2	2.8	1.3	
At a sporting event or concert	0.0	0.0	0.4	0.0	0.1	
At a restaurant, bar, or a nightclub	0.4	0.8	0.0	1.1	0.5	
At an empty building or a construction site	0.4	0.8	0.0	0.0	0.3	
At a hotel/motel	0.0	0.4	0.8	0.6	0.4	
An a car	0.0	0.0	0.0	0.0	0.0	
At school	0.0	0.4	0.8	0.0	0.3	
N of Valid	253	256	256	178	943	
N of Miss	16	20	27	15	78	

Table 146: How do you feel about someone your age having one or two drinks of an alcoholic beverage nearly every day?





Response	6	8	10	12	Total	
Neither approve nor disapprove	16.3	22.8	33.6	30.3	25.5	
Somewhat disapprove	4.8	17.7	22.1	30.8	18.0	
Strongly disapprove	66.3	50.8	36.3	33.5	47.5	
Don't know or can't say	12.7	8.7	8.0	5.4	8.9	
N of Valid	252	254	262	185	953	
N of Miss	17	22	21	8	68	

Table 147: On how many occasions have you had alcoholic beverages (beer, wine or hard liquor) to drink in your lifetime - more than just a few sips?








Response	6	8	10	12	Total	
0	92.6	67.8	53.6	38.3	64.9	
1-2	5.1	15.7	15.5	8.7	11.5	
3-5	0.8	8.0	8.3	11.5	6.8	
6-9	0.4	3.4	3.4	9.3	3.7	
10-19	0.0	1.5	7.5	9.8	4.3	
20-39	0.4	1.5	4.9	8.2	3.4	
40	0.8	1.9	6.8	14.2	5.3	
N of Valid	257	261	265	183	966	
N of Miss	12	15	18	10	55	

Table 148: On how many occasions have you drunk one of more drinks of an alcoholic beverage during the past 30 days?








Response	6	8	10	12	Total	
0	99.2	90.8	79.2	65.0	85.0	
1-2	0.0	6.2	10.9	20.8	8.6	
3-5	0.0	1.2	4.5	8.2	3.1	
6-9	0.4	0.0	2.6	2.2	1.2	
10-19	0.4	0.8	0.8	3.3	1.1	
20-39	0.0	0.4	0.8	0.0	0.3	
40	0.0	0.8	1.1	0.5	0.6	
N of Valid	256	260	265	183	964	
N of Miss	13	16	18	10	57	

Table 149: On how many occasions have you used marijuana (grass, pot) or hashish (hash, hash oil) in your lifetime?


Response	6	8	10	12	Total	
0	98.4	88.2	77.7	57.9	82.3	
1-2	1.6	5.3	6.8	9.8	5.6	
3-5	0.0	1.9	4.2	4.4	2.5	
6-9	0.0	0.0	0.8	4.4	1.0	
10-19	0.0	0.4	1.1	3.3	1.0	
20-39	0.0	1.1	1.1	6.0	1.8	
40	0.0	3.1	8.3	14.2	5.8	
N of Valid	256	262	264	183	965	
N of Miss	13	14	19	10	56	

Table 150: On how many occasions have you used marijuana (grass, pot) or hashish (hash, hash oil) during the past 30 days?


Response	6	8	10	12	Total	
0	100.0	94.3	90.2	76.4	91.3	
1-2	0.0	1.9	2.7	8.8	2.9	
3-5	0.0	0.4	1.9	2.2	1.0	
6-9	0.0	0.4	0.0	3.3	0.7	
10-19	0.0	0.4	1.5	1.6	0.8	
20-39	0.0	1.5	0.4	2.2	0.9	
40	0.0	1.1	3.4	5.5	2.3	
N of Valid	256	262	264	182	964	
N of Miss	13	14	19	11	57	

Table 151: On how many occasions have you used LSD or other psychedelics in your lifetime?


Response	6	8	10	12	Total	
0	100.0	100.0	97.3	95.6	98.4	
1-2	0.0	0.0	1.1	3.8	1.0	
3-5	0.0	0.0	0.4	0.0	0.1	
6-9	0.0	0.0	0.4	0.5	0.2	
10-19	0.0	0.0	0.0	0.0	0.0	
20-39	0.0	0.0	0.0	0.0	0.0	
40	0.0	0.0	0.8	0.0	0.2	
N of Valid	253	262	264	183	962	
N of Miss	16	14	19	10	59	

Table 152: On how many occasions have you used LSD or other psychedelics during the past 30 days?


Response	6	8	10	12	Total	
0	100.0	100.0	99.6	99.5	99.8	
1-2	0.0	0.0	0.0	0.5	0.1	
3-5	0.0	0.0	0.0	0.0	0.0	
6-9	0.0	0.0	0.0	0.0	0.0	
10-19	0.0	0.0	0.0	0.0	0.0	
20-39	0.0	0.0	0.0	0.0	0.0	
40	0.0	0.0	0.4	0.0	0.1	
N of Valid	253	262	263	182	960	
N of Miss	16	14	20	11	61	

Table 153: On how many occasions have you used cocaine or crack in your lifetime?


Response	6	8	10	12	Total	
0	98.8	98.9	100.0	98.4	99.1	
1-2	0.8	1.1	0.0	0.5	0.6	
3-5	0.0	0.0	0.0	0.5	0.1	
6-9	0.0	0.0	0.0	0.0	0.0	
10-19	0.4	0.0	0.0	0.5	0.2	
20-39	0.0	0.0	0.0	0.0	0.0	
40	0.0	0.0	0.0	0.0	0.0	
N of Valid	255	261	261	182	959	
N of Miss	14	15	22	11	62	

Table 154: On how many occasions have you used cocaine or crack during the past 30 days?


Response	6	8	10	12	Total	
0	99.6	99.6	99.6	100.0	99.7	
1-2	0.0	0.0	0.0	0.0	0.0	
3-5	0.0	0.0	0.0	0.0	0.0	
6-9	0.0	0.4	0.0	0.0	0.1	
10-19	0.4	0.0	0.0	0.0	0.1	
20-39	0.0	0.0	0.0	0.0	0.0	
40	0.0	0.0	0.4	0.0	0.1	
N of Valid	257	261	262	183	963	
N of Miss	12	15	21	10	58	

Table 155: On how many occasions have you sniffed glue, breathed the contents of an aerosol spray can, or inhaled other gases or sprays, in order to get high in your lifetime?








Response	6	8	10	12	Total	
0	95.7	92.3	91.2	94.0	93.2	
1-2	2.3	5.7	4.2	3.8	4.1	
3-5	1.2	0.8	1.5	0.0	0.9	
6-9	0.0	1.1	1.1	0.5	0.7	
10-19	0.4	0.0	1.1	0.5	0.5	
20-39	0.4	0.0	0.8	0.5	0.4	
40	0.0	0.0	0.0	0.5	0.1	
N of Valid	256	261	262	183	962	
N of Miss	13	15	21	10	59	

Table 156: On how many occasions have you sniffed glue, breathed the contents of an aerosol spray can, or inhaled other gases or sprays, in order to get high during the past 30 days?




Response	6	8	10	12	Total	
0	96.9	98.1	98.5	99.5	98.1	
1-2	1.9	1.9	0.8	0.5	1.3	
3-5	1.2	0.0	0.8	0.0	0.5	
6-9	0.0	0.0	0.0	0.0	0.0	
10-19	0.0	0.0	0.0	0.0	0.0	
20-39	0.0	0.0	0.0	0.0	0.0	
40	0.0	0.0	0.0	0.0	0.0	
N of Valid	257	262	263	183	965	
N of Miss	12	14	20	10	56	

Table 157: On how many occasions have you used Daztrex in your lifetime?


Response	6	8	10	12	Total	
0	100.0	100.0	100.0	100.0	100.0	
1-2	0.0	0.0	0.0	0.0	0.0	
3-5	0.0	0.0	0.0	0.0	0.0	
6-9	0.0	0.0	0.0	0.0	0.0	
10-19	0.0	0.0	0.0	0.0	0.0	
20-39	0.0	0.0	0.0	0.0	0.0	
40	0.0	0.0	0.0	0.0	0.0	
N of Valid	254	258	263	183	958	
N of Miss	15	18	20	10	63	

Table 158: On how many occasions have you used Daztrex during the past 30 days?


Response	6	8	10	12	Total	
0	100.0	100.0	100.0	100.0	100.0	
1-2	0.0	0.0	0.0	0.0	0.0	
3-5	0.0	0.0	0.0	0.0	0.0	
6-9	0.0	0.0	0.0	0.0	0.0	
10-19	0.0	0.0	0.0	0.0	0.0	
20-39	0.0	0.0	0.0	0.0	0.0	
40	0.0	0.0	0.0	0.0	0.0	
N of Valid	254	259	264	181	958	
N of Miss	15	17	19	12	63	

Table 159: On how many occasions have you used synthetic marijuana (K2, spice) in your lifetime?







Response	6	8	10	12	Total	
0	99.2	97.7	98.9	93.4	97.6	
1-2	0.8	1.2	1.1	4.9	1.8	
3-5	0.0	0.4	0.0	0.5	0.2	
6-9	0.0	0.4	0.0	0.5	0.2	
10-19	0.0	0.4	0.0	0.0	0.1	
20-39	0.0	0.0	0.0	0.0	0.0	
40	0.0	0.0	0.0	0.5	0.1	
N of Valid	253	260	261	183	957	
N of Miss	16	16	22	10	64	

Table 160: On how many occasions have you used synthetic marijuana (K2, spice) during the past 30 days?





Response	6	8	10	12	Total	
0	99.6	98.9	99.6	99.5	99.4	
1-2	0.0	0.4	0.4	0.5	0.3	
3-5	0.4	0.4	0.0	0.0	0.2	
6-9	0.0	0.0	0.0	0.0	0.0	
10-19	0.0	0.4	0.0	0.0	0.1	
20-39	0.0	0.0	0.0	0.0	0.0	
40	0.0	0.0	0.0	0.0	0.0	
N of Valid	252	261	263	182	958	
N of Miss	17	15	20	11	63	

Table 161: On how many occasions have you used methamphetamines (meth, speed, crank, crystal meth) in your lifetime?







Response	6	8	10	12	Total	
0	99.6	99.6	98.9	98.4	99.2	
1-2	0.0	0.0	0.4	0.5	0.2	
3-5	0.4	0.0	0.0	0.0	0.1	
6-9	0.0	0.0	0.8	0.5	0.3	
10-19	0.0	0.4	0.0	0.0	0.1	
20-39	0.0	0.0	0.0	0.0	0.0	
40	0.0	0.0	0.0	0.5	0.1	
N of Valid	256	261	262	183	962	
N of Miss	13	15	21	10	59	

Table 162: On how many occasions have you used methamphetamines (meth, speed, crank, crystal meth) in the past 30 days?




Response	6	8	10	12	Total	
0	99.6	99.6	100.0	100.0	99.8	
1-2	0.4	0.0	0.0	0.0	0.1	
3-5	0.0	0.4	0.0	0.0	0.1	
6-9	0.0	0.0	0.0	0.0	0.0	
10-19	0.0	0.0	0.0	0.0	0.0	
20-39	0.0	0.0	0.0	0.0	0.0	
40	0.0	0.0	0.0	0.0	0.0	
N of Valid	256	261	263	183	963	
N of Miss	13	15	20	10	58	

Table 163: On how many occasions have you used other chemical products (bath salts, plant food, etc.) in your lifetime?


Response	6	8	10	12	Total	
0	96.9	97.7	99.6	98.9	98.2	
1-2	1.2	0.8	0.4	0.0	0.6	
3-5	0.8	0.8	0.0	0.0	0.4	
6-9	0.0	0.4	0.0	0.0	0.1	
10-19	0.4	0.4	0.0	0.0	0.2	
20-39	0.0	0.0	0.0	0.0	0.0	
40	0.8	0.0	0.0	1.1	0.4	
N of Valid	256	260	261	180	957	
N of Miss	13	16	22	13	64	

Table 164: On how many occasions have you used other chemical products (bath salts, plant food, etc.) during the past 30 days?


Response	6	8	10	12	Total	
0	98.0	98.9	100.0	99.4	99.1	
1-2	0.8	0.8	0.0	0.6	0.5	
3-5	0.0	0.4	0.0	0.0	0.1	
6-9	0.4	0.0	0.0	0.0	0.1	
10-19	0.4	0.0	0.0	0.0	0.1	
20-39	0.0	0.0	0.0	0.0	0.0	
40	0.4	0.0	0.0	0.0	0.1	
N of Valid	255	261	263	180	959	
N of Miss	14	15	20	13	62	

Table 165: On how many occasions have you used heroin or other opiates in your lifetime?


Response	6	8	10	12	Total	
0	100.0	99.2	99.2	97.3	99.1	
1-2	0.0	0.0	0.0	1.1	0.2	
3-5	0.0	0.8	0.0	1.1	0.4	
6-9	0.0	0.0	0.4	0.5	0.2	
10-19	0.0	0.0	0.0	0.0	0.0	
20-39	0.0	0.0	0.4	0.0	0.1	
40	0.0	0.0	0.0	0.0	0.0	
N of Valid	252	262	262	183	959	
N of Miss	17	14	21	10	62	

Table 166: On how many occasions have you used heroin or other opiates during the past 30 days?

Response	6	8	10	12	Total	
0	100.0	99.2	99.6	100.0	99.7	
1-2	0.0	0.8	0.0	0.0	0.2	
3-5	0.0	0.0	0.4	0.0	0.1	
6-9	0.0	0.0	0.0	0.0	0.0	
10-19	0.0	0.0	0.0	0.0	0.0	
20-39	0.0	0.0	0.0	0.0	0.0	
40	0.0	0.0	0.0	0.0	0.0	
N of Valid	253	262	262	181	958	
N of Miss	16	14	21	12	63	

Table 167: On how many occasions have you used MDMA ('X', 'E', or ecstasy) in your lifetime?

Response	6	8	10	12	Total	
0	100.0	98.5	98.8	95.1	98.3	
1-2	0.0	0.4	0.8	3.8	1.0	
3-5	0.0	0.0	0.0	0.5	0.1	
6-9	0.0	0.0	0.0	0.5	0.1	
10-19	0.0	0.4	0.0	0.0	0.1	
20-39	0.0	0.4	0.0	0.0	0.1	
40	0.0	0.4	0.4	0.0	0.2	
N of Valid	254	261	260	182	957	
N of Miss	15	15	23	11	64	

Table 168: On how many occasions have you used MDMA ('X', 'E', or ecstasy) during the past 30 days?

Response	6	8	10	12	Total	
0	100.0	98.9	99.6	100.0	99.6	
1-2	0.0	0.4	0.4	0.0	0.2	
3-5	0.0	0.4	0.0	0.0	0.1	
6-9	0.0	0.0	0.0	0.0	0.0	
10-19	0.0	0.0	0.0	0.0	0.0	
20-39	0.0	0.0	0.0	0.0	0.0	
40	0.0	0.4	0.0	0.0	0.1	
N of Valid	256	262	261	182	961	
N of Miss	13	14	22	11	60	

Table 169: On how many occasions have you taken prescription drugs (such as Valium, Xanax, Ritalin, Adderall, OxyContin, Darvocet, or sleeping pills) not prescribed to you in your lifetime?








Response	6	8	10	12	Total	
0	97.2	92.7	87.4	83.1	90.6	
1-2	2.4	3.5	5.4	4.4	3.9	
3-5	0.4	1.2	1.9	2.7	1.5	
6-9	0.0	0.4	1.5	3.3	1.1	
10-19	0.0	0.0	1.1	3.3	0.9	
20-39	0.0	0.4	1.5	1.6	0.8	
40	0.0	1.9	1.1	1.6	1.1	
N of Valid	254	260	261	183	958	
N of Miss	15	16	22	10	63	

Table 170: On how many occasions have you taken prescription drugs (such as Valium, Xanax, Ritalin, Adderall, OxyContin, Darvocet, or sleeping pills) not prescribed to you during the past 30 days?








Response	6	8	10	12	Total	
0	98.4	95.8	94.6	91.8	95.4	
1-2	1.6	2.7	3.4	5.5	3.1	
3-5	0.0	0.0	0.4	1.1	0.3	
6-9	0.0	0.4	0.8	1.6	0.6	
10-19	0.0	0.4	0.4	0.0	0.2	
20-39	0.0	0.0	0.4	0.0	0.1	
40	0.0	0.8	0.0	0.0	0.2	
N of Valid	255	260	261	183	959	
N of Miss	14	16	22	10	62	

Table 171: On how many occasions have you taken non-prescription medicines such as diet pills (for example, Dietac, Dexatrim or Prolamine), stay-awake pills (for example No-Doz, Vivarin, or Wake), or cough or cold medicines (robos, DXM, etc.) to get high in your lifetime?








Response	6	8	10	12	Total	
0	98.4	96.5	95.4	94.5	96.3	
1-2	0.8	2.7	0.8	0.0	1.2	
3-5	0.4	0.0	1.2	1.1	0.6	
6-9	0.0	0.0	0.8	3.3	0.8	
10-19	0.4	0.0	0.4	0.5	0.3	
20-39	0.0	0.0	0.8	0.0	0.2	
40	0.0	0.8	0.8	0.5	0.5	
N of Valid	251	260	260	183	954	
N of Miss	18	16	23	10	67	

Table 172: On how many occasions have you taken non-prescription medicines such as diet pills (for example, Dietac, Dexatrim or Prolamine), stay-awake pills (for example No-Doz, Vivarin, or Wake), or cough or cold medicines (robos, DXM, etc.) to get high during the past 30 days?





Response	6	8	10	12	Total	
0	98.4	98.1	98.5	97.8	98.2	
1-2	1.6	1.2	0.8	0.5	1.0	
3-5	0.0	0.0	0.0	0.0	0.0	
6-9	0.0	0.4	0.8	1.6	0.6	
10-19	0.0	0.0	0.0	0.0	0.0	
20-39	0.0	0.0	0.0	0.0	0.0	
40	0.0	0.4	0.0	0.0	0.1	
N of Valid	252	260	263	183	958	
N of Miss	17	16	20	10	63	

Table 173: On how many occasions have you been drunk or very high from drinking alcoholic beverages during the past 30 days?








Response	6	8	10	12	Total	
0	99.2	95.0	88.1	77.3	90.9	
1-2	0.0	1.9	4.2	13.8	4.3	
3-5	0.8	0.0	3.8	5.5	2.3	
6-9	0.0	0.0	0.8	2.2	0.6	
10-19	0.0	1.2	0.8	1.1	0.7	
20-39	0.0	0.8	1.2	0.0	0.5	
40	0.0	1.2	1.2	0.0	0.6	
N of Valid	252	258	260	181	951	
N of Miss	17	18	23	12	70	

Table 174: On how many occasions have you drunk flavored alcoholic beverages, sometimes called 'alcopops' (like Mike's Hard Lemonade, Smirnoff Ice, Bacardi Breezers, etc.) in your lifetime?








Response	6	8	10	12	Total	
0	97.2	82.9	67.3	54.6	77.0	
1-2	2.4	7.8	12.2	6.0	7.2	
3-5	0.4	4.3	6.5	8.7	4.7	
6-9	0.0	1.9	3.8	8.7	3.2	
10-19	0.0	1.2	4.9	8.2	3.2	
20-39	0.0	0.8	1.9	6.6	2.0	
40	0.0	1.2	3.4	7.1	2.6	
N of Valid	254	258	263	183	958	
N of Miss	15	18	20	10	63	

Table 175: On how many occasions have you drunk flavored alcoholic beverages, sometimes called 'alcopops' (like Mike's Hard Lemonade, Smirnoff Ice, Bacardi Breezers, etc.) during the past 30 days?








Response	6	8	10	12	Total	
0	99.2	92.3	85.8	73.8	88.8	
1-2	0.4	4.6	10.0	15.3	7.0	
3-5	0.4	1.1	1.9	7.1	2.3	
6-9	0.0	0.4	1.1	3.3	1.0	
10-19	0.0	0.4	0.8	0.5	0.4	
20-39	0.0	0.4	0.0	0.0	0.1	
40	0.0	0.8	0.4	0.0	0.3	
N of Valid	252	261	261	183	957	
N of Miss	17	15	22	10	64	

Table 176: If you used prescription drugs or over the counter drugs without a doctor telling you to use it or for the purpose of getting high, where did you get these drugs? - Did not use



Response	6	8	10	12	Total	
No	9.7	9.1	18.4	15.5	13.0	
Yes	90.3	90.9	81.6	84.5	87.0	
N of Valid	269	276	283	193	1021	
N of Miss	0	0	0	0	0	

Table 177: If you used prescription drugs or over the counter drugs without a doctor telling you to use it or for the purpose of getting high, where did you get these drugs? - Bought or took from store or shop



Response	6	8	10	12	Total	
No	100.0	99.6	99.3	100.0	99.7	
Yes	0.0	0.4	0.7	0.0	0.3	
N of Valid	269	276	283	193	1021	
N of Miss	0	0	0	0	0	

Table 178: If you used prescription drugs or over the counter drugs without a doctor telling you to use it or for the purpose of getting high, where did you get these drugs? -
Got from parents with permission



Response	6	8	10	12	Total	
No	99.6	100.0	99.3	100.0	99.7	
Yes	0.4	0.0	0.7	0.0	0.3	
N of Valid	269	276	283	193	1021	
N of Miss	0	0	0	0	0	

Table 179: If you used prescription drugs or over the counter drugs without a doctor telling you to use it or for the purpose of getting high, where did you get these drugs? -
Got from home without permission



Response	6	8	10	12	Total	
No	99.6	100.0	97.5	98.4	98.9	
Yes	0.4	0.0	2.5	1.6	1.1	
N of Valid	269	276	283	193	1021	
N of Miss	0	0	0	0	0	

Table 180: If you used prescription drugs or over the counter drugs without a doctor telling you to use it or for the purpose of getting high, where did you get these drugs? -
Got from relative with permission



Response	6	8	10	12	Total	
No	100.0	100.0	99.3	99.0	99.6	
Yes	0.0	0.0	0.7	1.0	0.4	
N of Valid	269	276	283	193	1021	
N of Miss	0	0	0	0	0	

Table 181: If you used prescription drugs or over the counter drugs without a doctor telling you to use it or for the purpose of getting high, where did you get these drugs? -
Got from relative without permission



Response	6	8	10	12	Total	
No	100.0	100.0	98.6	99.0	99.4	
Yes	0.0	0.0	1.4	1.0	0.6	
N of Valid	269	276	283	193	1021	
N of Miss	0	0	0	0	0	

Table 182: If you used prescription drugs or over the counter drugs without a doctor telling you to use it or for the purpose of getting high, where did you get these drugs? -
Got from friend's home with permission



Response	6	8	10	12	Total	
No	99.6	100.0	98.9	99.0	99.4	
Yes	0.4	0.0	1.1	1.0	0.6	
N of Valid	269	276	283	193	1021	
N of Miss	0	0	0	0	0	

Table 183: If you used prescription drugs or over the counter drugs without a doctor telling you to use it or for the purpose of getting high, where did you get these drugs? -
Got from friend's home without permission



Response	6	8	10	12	Total	
No	100.0	100.0	98.6	100.0	99.6	
Yes	0.0	0.0	1.4	0.0	0.4	
N of Valid	269	276	283	193	1021	
N of Miss	0	0	0	0	0	

Table 184: If you used prescription drugs or over the counter drugs without a doctor telling you to use it or for the purpose of getting high, where did you get these drugs? -
Got from friend at school



Response	6	8	10	12	Total	
No	99.6	99.3	98.2	99.0	99.0	
Yes	0.4	0.7	1.8	1.0	1.0	
N of Valid	269	276	283	193	1021	
N of Miss	0	0	0	0	0	

Table 185: If you used prescription drugs or over the counter drugs without a doctor telling you to use it or for the purpose of getting high, where did you get these drugs? -
Got from friend at party



Response	6	8	10	12	Total	
No	100.0	99.3	98.6	99.0	99.2	
Yes	0.0	0.7	1.4	1.0	0.8	
N of Valid	269	276	283	193	1021	
N of Miss	0	0	0	0	0	

Table 186: If you used prescription drugs or over the counter drugs without a doctor telling you to use it or for the purpose of getting high, where did you get these drugs? -
Got from friend, elsewhere



Response	6	8	10	12	Total	
No	100.0	99.3	96.8	95.9	98.1	
Yes	0.0	0.7	3.2	4.1	1.9	
N of Valid	269	276	283	193	1021	
N of Miss	0	0	0	0	0	

Table 187: If you used prescription drugs or over the counter drugs without a doctor telling you to use it or for the purpose of getting high, where did you get these drugs? -
Got from internet sale



Response	6	8	10	12	Total	
No	100.0	100.0	99.3	100.0	99.8	
Yes	0.0	0.0	0.7	0.0	0.2	
N of Valid	269	276	283	193	1021	
N of Miss	0	0	0	0	0	

Table 188: During the last month, about how many marijuana cigarettes, or the equivalent, did you smoke a day, on the average?








Response	6	8	10	12	Total	
None	99.6	93.8	90.0	81.8	92.0	
Less than 1 a day	0.4	2.7	3.5	6.6	3.1	
1 a day	0.0	0.0	0.8	4.4	1.1	
2-3 a day	0.0	1.5	2.3	3.3	1.7	
4-6 a day	0.0	1.2	1.9	1.1	1.1	
7-10 a day	0.0	0.8	0.4	1.1	0.5	
11 or more a day	0.0	0.0	1.2	1.7	0.6	
N of Valid	250	259	260	181	950	
N of Miss	19	17	23	12	71	

Table 189: How wrong do your friends feel it would be for YOU to: have one or two drinks of an alcoholic beverage nearly every day?





Response	6	8	10	12	Total	
Very wrong	85.5	64.5	40.9	28.6	56.7	
Wrong	8.8	17.2	30.9	24.2	20.1	
A little bit wrong	2.4	13.3	15.1	28.0	13.7	
Not at all wrong	3.2	5.1	13.1	19.2	9.5	
N of Valid	249	256	259	182	946	
N of Miss	20	20	24	11	75	

Table 190: How wrong do your friends feel it would be for YOU to: smoke tobacco?





Response	6	8	10	12	Total	
Very wrong	88.0	71.0	45.0	32.6	61.0	
Wrong	6.4	14.9	27.5	20.4	17.2	
A little bit wrong	2.8	7.8	14.0	26.5	11.8	
Not at all wrong	2.8	6.3	13.6	20.4	10.1	
N of Valid	249	255	258	181	943	
N of Miss	20	21	25	12	78	

Table 191: How wrong do your friends feel it would be for YOU to: smoke marijuana?





Response	6	8	10	12	Total	
Very wrong	92.8	67.6	48.1	29.3	61.6	
Wrong	4.0	10.5	17.4	16.6	11.9	
A little bit wrong	0.8	9.4	13.2	22.1	10.6	
Not at all wrong	2.4	12.5	21.3	32.0	16.0	
N of Valid	250	256	258	181	945	
N of Miss	19	20	25	12	76	

Table 192: How wrong do your friends feel it would be for YOU to: use prescription drugs not prescribed to you?





Response	6	8	10	12	Total	
Very wrong	87.1	75.4	64.6	59.7	72.5	
Wrong	7.7	15.2	19.5	22.7	15.8	
A little bit wrong	2.8	5.5	9.7	8.3	6.5	
Not at all wrong	2.4	3.9	6.2	9.4	5.2	
N of Valid	248	256	257	181	942	
N of Miss	21	20	26	12	79	

Table 193: How wrong would most adults (over 21) in your neighborhood think it is for kids your age: to use marijuana?





Response	6	8	10	12	Total	
Very wrong	93.6	74.9	69.5	57.5	75.0	
Wrong	4.4	12.5	18.9	21.5	13.9	
A little bit wrong	2.0	5.9	8.5	13.3	7.0	
Not at all wrong	0.0	6.7	3.1	7.7	4.1	
N of Valid	250	255	259	181	945	
N of Miss	19	21	24	12	76	

Table 194: How wrong would most adults (over 21) in your neighborhood think it is for kids your age: to drink alcohol?





Response	6	8	10	12	Total	
Very wrong	88.8	71.0	58.7	44.2	67.2	
Wrong	7.2	14.9	23.2	31.5	18.3	
A little bit wrong	2.8	8.6	13.5	20.4	10.7	
Not at all wrong	1.2	5.5	4.6	3.9	3.8	
N of Valid	251	255	259	181	946	
N of Miss	18	21	24	12	75	

Table 195: How wrong would most adults (over 21) in your neighborhood think it is for kids your age: to smoke cigarettes?





Response	6	8	10	12	Total	
Very wrong	89.6	73.7	66.8	48.1	71.1	
Wrong	6.8	15.3	19.3	25.4	16.1	
A little bit wrong	2.8	5.1	10.4	19.3	8.7	
Not at all wrong	0.8	5.9	3.5	7.2	4.1	
N of Valid	251	255	259	181	946	
N of Miss	18	21	24	12	75	

Table 196: How much do each of the following statements describe your neighborhood? crime and/or drug selling





Response	6	8	10	12	Total	
NO!	85.0	75.2	72.2	60.8	74.1	
no	9.8	15.0	19.2	27.6	17.2	
yes	3.7	8.3	7.8	8.8	7.1	
YES!	1.6	1.6	0.8	2.8	1.6	
N of Valid	246	254	255	181	936	
N of Miss	23	22	28	12	85	

Table 197: How much do each of the following statements describe your neighborhood? fights





Response	6	8	10	12	Total	
NO!	79.8	74.4	69.1	69.8	73.5	
no	12.3	17.7	22.3	25.8	19.1	
yes	6.2	5.5	7.0	3.8	5.8	
YES!	1.6	2.4	1.6	0.5	1.6	
N of Valid	243	254	256	182	935	
N of Miss	26	22	27	11	86	

Table 198: How much do each of the following statements describe your neighborhood? lots of empty or abandoned buildings

Response	6	8	10	12	Total	
NO!	80.0	74.8	69.9	69.2	73.7	
no	11.8	19.3	21.9	22.0	18.6	
yes	6.9	5.5	7.8	7.1	6.8	
YES!	1.2	0.4	0.4	1.6	0.9	
N of Valid	245	254	256	182	937	
N of Miss	24	22	27	11	84	

Table 199: How much do each of the following statements describe your neighborhood? lots of graffiti

Response	6	8	10	12	Total	
NO!	90.9	81.8	76.5	78.9	82.2	
no	7.9	15.8	22.7	19.4	16.3	
yes	1.2	2.0	0.8	1.7	1.4	
YES!	0.0	0.4	0.0	0.0	0.1	
N of Valid	242	253	255	180	930	
N of Miss	27	23	28	13	91	

Table 200: I feel safe in my neighborhood.

Response	6	8	10	12	Total	
NO!	5.3	6.2	5.9	3.8	5.4	
no	6.1	7.0	7.0	9.3	7.2	
yes	28.5	30.9	30.5	33.5	30.6	
YES!	60.2	55.9	56.6	53.3	56.7	
N of Valid	246	256	256	182	940	
N of Miss	23	20	27	11	81	

Table 201: If a kid smoked marijuana in your neighborhood would he or she be caught by the police?





Response	6	8	10	12	Total	
NO!	10.4	22.3	24.0	21.4	19.5	
no	17.9	35.5	42.9	56.0	37.0	
yes	29.2	25.1	18.9	13.7	22.2	
YES!	42.5	17.1	14.2	8.8	21.3	
N of Valid	240	251	254	182	927	
N of Miss	29	25	29	11	94	

Table 202: If a kid drank some beer, wine or hard liquor (for example, vodka, whiskey, or gin) in your neighborhood would he or she be caught by the police?





Response	6	8	10	12	Total	
NO!	13.9	28.0	28.7	28.6	24.7	
no	22.4	40.0	47.6	51.6	39.9	
yes	28.7	18.8	14.2	14.8	19.3	
YES!	35.0	13.2	9.4	4.9	16.1	
N of Valid	237	250	254	182	923	
N of Miss	32	26	29	11	98	

Table 203: If a kid carried a handgun in your neighborhood would he or she be caught by the police?





Response	6	8	10	12	Total	
NO!	10.5	22.4	20.9	18.7	18.2	
no	16.0	23.2	29.9	40.1	26.5	
yes	27.7	30.8	30.7	23.6	28.6	
YES!	45.8	23.6	18.5	17.6	26.7	
N of Valid	238	250	254	182	924	
N of Miss	31	26	29	11	97	

Table 204: If you wanted to get some cigarettes, how easy would it be for you to get some?





Response	6	8	10	12	Total	
Very hard	71.9	45.2	27.2	11.5	40.4	
Sort of hard	9.4	12.9	20.9	9.3	13.5	
Sort of easy	8.9	24.2	21.3	15.9	17.8	
Very easy	9.8	17.7	30.7	63.2	28.3	
N of Valid	235	248	254	182	919	
N of Miss	34	28	29	11	102	

Table 205: If you wanted to get some beer, wine or hard liquor (for example, vodka, whiskey, or gin), how easy would it be for you to get some?





Response	6	8	10	12	Total	
Very hard	66.8	42.3	24.8	13.7	38.0	
Sort of hard	13.8	15.7	18.5	12.6	15.4	
Sort of easy	10.3	22.2	21.7	25.3	19.7	
Very easy	9.1	19.8	35.0	48.4	27.0	
N of Valid	232	248	254	182	916	
N of Miss	37	28	29	11	105	

Table 206: If you wanted to get a drug like cocaine, LSD, or amphetamines, how easy would it be for you to get some?





Response	6	8	10	12	Total	
Very hard	93.5	78.6	70.1	54.4	75.2	
Sort of hard	3.4	10.9	14.6	25.3	12.9	
Sort of easy	1.3	6.5	9.1	9.9	6.6	
Very easy	1.7	4.0	6.3	10.4	5.3	
N of Valid	232	248	254	182	916	
N of Miss	37	28	29	11	105	

Table 207: If you wanted to get a handgun, how easy would it be for you to get one?





Response	6	8	10	12	Total	
Very hard	72.1	55.1	47.0	34.3	53.1	
Sort of hard	12.9	13.0	20.2	22.7	16.8	
Sort of easy	4.7	13.8	15.4	15.5	12.3	
Very easy	10.3	18.2	17.4	27.6	17.8	
N of Valid	233	247	253	181	914	
N of Miss	36	29	30	12	107	

Table 208: If you wanted to get some marijuana, how easy would it be for you to get some?





Response	6	8	10	12	Total	
Very hard	90.4	63.6	39.9	24.9	56.1	
Sort of hard	5.7	8.9	9.1	8.3	8.0	
Sort of easy	1.7	11.7	20.6	16.0	12.5	
Very easy	2.2	15.8	30.4	50.8	23.4	
N of Valid	230	247	253	181	911	
N of Miss	39	29	30	12	110	

Table 209: If you wanted to get prescription drugs for the purpose of getting high, how easy would it be for you to get some?





Response	6	8	10	12	Total	
Very hard	69.1	58.7	41.9	29.1	50.8	
Sort of hard	8.3	12.6	17.0	20.3	14.3	
Sort of easy	9.6	14.6	20.9	23.1	16.8	
Very easy	13.0	14.2	20.2	27.5	18.2	
N of Valid	230	247	253	182	912	
N of Miss	39	29	30	11	109	

Table 210: If you wanted to get synthetic marijuana such as K2 or chemical products such as bath salts to get high, how easy would it be for you to get some?


Response	6	8	10	12	Total	
Very hard	89.0	74.9	65.7	55.2	72.0	
Sort of hard	4.4	9.7	15.4	21.5	12.3	
Sort of easy	3.5	6.9	10.6	9.4	7.6	
Very easy	3.1	8.5	8.3	13.8	8.1	
N of Valid	228	247	254	181	910	
N of Miss	41	29	29	12	111	

Table 211: If you wanted to get steroids to use or to enhance athletic performance, how easy would it be for you to get some?


Response	6	8	10	12	Total	
Very hard	88.2	76.5	68.5	56.9	73.3	
Sort of hard	7.4	13.0	15.7	22.7	14.3	
Sort of easy	1.7	6.1	9.4	11.0	6.9	
Very easy	2.6	4.5	6.3	9.4	5.5	
N of Valid	229	247	254	181	911	
N of Miss	40	29	29	12	110	

Table 212: If you wanted to get e-cigarettes, e-cigars, or e-hookahs, how easy would it be for you to get some?


Response	6	8	10	12	Total	
Very hard	82.1	54.0	33.2	21.0	48.7	
Sort of hard	7.4	9.3	11.1	6.6	8.8	
Sort of easy	4.4	12.1	20.2	16.6	13.3	
Very easy	6.1	24.6	35.6	55.8	29.2	
N of Valid	229	248	253	181	911	
N of Miss	40	28	30	12	110	

Table 213: During the past 12 months, have you participated in any alcohol prevention programs or seen any alcohol prevention messages in your school or community? Yes, a school-based program focused on preventing underage drinking and/or drinking and driving.



Response	6	8	10	12	Total	
No	59.1	73.2	79.2	89.1	74.1	
Yes	40.9	26.8	20.8	10.9	25.9	
N of Valid	269	276	283	193	1021	
N of Miss	0	0	0	0	0	

Table 214: During the past 12 months, have you participated in any alcohol prevention programs or seen any alcohol prevention messages in your school or community? Yes, a community-based program focused on preventing underage drinking and/or drinking and driving (for example, through your church or temple or through youth groups like Boys and Girls Club or 4-H).



Response	6	8	10	12	Total	
No	89.6	90.2	96.5	97.4	93.1	
Yes	10.4	9.8	3.5	2.6	6.9	
N of Valid	269	276	283	193	1021	
N of Miss	0	0	0	0	0	

Table 215: During the past 12 months, have you participated in any alcohol prevention programs or seen any alcohol prevention messages in your school or community? Yes, a media campaign addressing underage drinking and/or drinking and driving (for example, newspaper ads, posters, pamphlets, radio, TV).



Response	6	8	10	12	Total	
No	88.8	88.0	91.2	90.7	89.6	
Yes	11.2	12.0	8.8	9.3	10.4	
N of Valid	269	276	283	193	1021	
N of Miss	0	0	0	0	0	

Table 216: During the past 12 months, have you participated in any alcohol prevention programs or seen any alcohol prevention messages in your school or community? No



Response	6	8	10	12	Total	
No	66.9	46.4	40.3	26.4	46.3	
Yes	33.1	53.6	59.7	73.6	53.7	
N of Valid	269	276	283	193	1021	
N of Miss	0	0	0	0	0	

Table 217: How wrong do your parents feel it would be for YOU to: have one or two drinks of an alcoholic beverage nearly every day?

Response	6	8	10	12	Total	
Very wrong	95.0	83.9	76.7	70.0	82.1	
Wrong	3.3	11.4	14.0	17.2	11.2	
A little bit wrong	1.7	3.5	5.4	7.2	4.3	
Not at all wrong	0.0	1.2	3.9	5.6	2.5	
N of Valid	241	254	257	180	932	
N of Miss	28	22	26	13	89	

Table 218: How wrong do your parents feel it would be for YOU to: smoke tobacco?

Response	6	8	10	12	Total	
Very wrong	98.3	87.4	80.5	68.0	84.5	
Wrong	1.7	7.1	15.2	15.5	9.5	
A little bit wrong	0.0	3.5	1.6	8.8	3.1	
Not at all wrong	0.0	2.0	2.7	7.7	2.8	
N of Valid	241	254	256	181	932	
N of Miss	28	22	27	12	89	

Table 219: How wrong do your parents feel it would be for YOU to: smoke marijuana?

Response	6	8	10	12	Total	
Very wrong	98.8	83.7	78.0	66.7	82.7	
Wrong	1.2	7.2	11.0	11.1	7.5	
A little bit wrong	0.0	6.4	7.8	12.8	6.4	
Not at all wrong	0.0	2.8	3.1	9.4	3.5	
N of Valid	240	251	255	180	926	
N of Miss	29	25	28	13	95	

Table 220: How wrong do your parents feel it would be for YOU to: use prescription drugs not prescribed to you?





Response	6	8	10	12	Total	
Very wrong	98.3	92.9	89.5	85.0	91.8	
Wrong	1.7	6.3	7.4	7.2	5.6	
A little bit wrong	0.0	0.4	1.9	5.6	1.7	
Not at all wrong	0.0	0.4	1.2	2.2	0.9	
N of Valid	237	252	257	180	926	
N of Miss	32	24	26	13	95	

Table 221: How wrong do your parents feel it would be for YOU to: steal something worth more than \$5?





Response	6	8	10	12	Total	
Very wrong	89.1	80.7	82.9	86.2	84.5	
Wrong	9.2	16.5	13.6	8.8	12.4	
A little bit wrong	1.7	2.4	2.7	2.8	2.4	
Not at all wrong	0.0	0.4	0.8	2.2	0.8	
N of Valid	238	254	257	181	930	
N of Miss	31	22	26	12	91	

Table 222: How wrong do your parents feel it would be for YOU to: draw graffiti, write things, or draw pictures on buildings or other property (without the owner's permission)?





Response	6	8	10	12	Total	
Very wrong	94.1	84.3	83.2	80.7	85.8	
Wrong	5.5	11.8	12.9	13.3	10.8	
A little bit wrong	0.4	3.9	2.7	4.4	2.8	
Not at all wrong	0.0	0.0	1.2	1.7	0.6	
N of Valid	238	254	256	181	929	
N of Miss	31	22	27	12	92	

Table 223: How wrong do your parents feel it would be for YOU to: pick a fight with someone?





Response	6	8	10	12	Total	
Very wrong	76.9	54.3	57.3	51.7	60.4	
Wrong	15.5	28.7	23.1	33.3	24.7	
A little bit wrong	5.9	13.4	15.7	12.8	12.0	
Not at all wrong	1.7	3.5	3.9	2.2	2.9	
N of Valid	238	254	255	180	927	
N of Miss	31	22	28	13	94	

Table 224: During the past 12 months, have you talked with at least one of your parents about the dangers of underage drinking and/or drinking and driving? By parents, we mean either your biological parents, adoptive parents, stepparents, or adult guardians - whether or not they live with you.



Response	6	8	10	12	Total	
No	30.4	51.6	53.4	54.2	47.3	
Yes	69.6	48.4	46.6	45.8	52.7	
N of Valid	230	254	253	177	914	
N of Miss	39	22	30	16	107	

Table 225: The rules in my family are clear.





Response	6	8	10	12	Total	
NO!	0.4	1.2	2.0	3.9	1.7	
no	3.8	5.9	11.0	7.8	7.1	
yes	32.4	31.2	38.2	43.0	35.7	
YES!	63.4	61.7	48.8	45.3	55.4	
N of Valid	238	253	254	179	924	
N of Miss	31	23	29	14	97	

Table 226: People in my family have serious arguments about the same things, and often insult or yell at each other.

Response	6	8	10	12	Total	
NO!	38.4	28.5	22.9	27.7	29.3	
no	34.9	37.8	38.3	39.0	37.4	
yes	16.4	22.9	25.3	23.2	22.0	
YES!	10.3	10.8	13.4	10.2	11.3	
N of Valid	232	249	253	177	911	
N of Miss	37	27	30	16	110	

Table 227: When I am not at home, one of my parents knows where I am and who I am with.

Response	6	8	10	12	Total	
NO!	3.4	1.6	2.8	2.8	2.6	
no	2.6	5.9	6.3	10.1	6.0	
yes	20.5	29.5	36.0	44.4	31.9	
YES!	73.5	63.0	54.9	42.7	59.5	
N of Valid	234	254	253	178	919	
N of Miss	35	22	30	15	102	

Table 228: My family has clear rules about alcohol and drug use.

Response	6	8	10	12	Total	
NO!	4.7	3.5	1.2	2.8	3.1	
no	2.6	5.1	13.4	14.0	8.5	
yes	11.6	21.3	26.9	35.2	23.1	
YES!	81.0	70.1	58.5	48.0	65.4	
N of Valid	232	254	253	179	918	
N of Miss	37	22	30	14	103	

Table 229: If you skipped school would you be caught by your parents?

Response	6	8	10	12	Total
NO!	3.5	4.4	4.3	6.2	4.5
no	3.5	10.0	14.2	19.1	11.3
yes	18.2	25.1	34.3	39.3	28.7
YES!	74.9	60.6	47.2	35.4	55.6
N of Valid	231	251	254	178	914
N of Miss	38	25	29	15	107

Table 230: My parents ask if I've gotten my homework done.

Response	6	8	10	12	Total
NO!	2.6	6.3	10.6	10.7	7.4
no	3.0	11.1	18.9	21.9	13.3
yes	18.9	22.5	28.7	38.2	26.4
YES!	75.5	60.1	41.7	29.2	52.9
N of Valid	233	253	254	178	918
N of Miss	36	23	29	15	103

Table 231: Would your parents know if you did not come home on time?

Response	6	8	10	12	Total
NO!	1.3	3.6	3.1	5.6	3.3
no	3.9	8.7	11.4	15.6	9.6
yes	19.9	23.3	32.7	36.9	27.7
YES!	74.9	64.4	52.8	41.9	59.4
N of Valid	231	253	254	179	917
N of Miss	38	23	29	14	104

Table 232: Do you know how to properly dispose of leftover prescription drugs?



Response	6	8	10	12	Total	
No	67.3	64.1	57.9	50.6	60.5	
Yes	32.7	35.9	42.1	49.4	39.5	
N of Valid	223	251	247	178	899	
N of Miss	46	25	36	15	122	

Table 233: Have any of your brothers or sisters ever: drunk beer, wine or hard liquor (for example, vodka, whiskey or gin)?




Response	6	8	10	12	Total	
No	76.4	56.2	40.8	34.4	52.8	
Yes	17.5	36.3	53.2	62.2	41.3	
I don't have any brothers or sisters	6.1	7.4	6.0	3.3	5.9	
N of Valid	229	256	250	180	915	
N of Miss	40	20	33	13	106	

Table 234: Have any of your brothers or sisters ever: smoked marijuana?




Response	6	8	10	12	Total	
No	88.5	74.8	64.7	55.3	71.6	
Yes	5.3	18.1	29.4	41.3	22.6	
I don't have any brothers or sisters	6.2	7.1	6.0	3.4	5.8	
N of Valid	227	254	252	179	912	
N of Miss	42	22	31	14	109	

Table 235: Have any of your brothers or sisters ever: smoked cigarettes?




Response	6	8	10	12	Total	
No	79.8	64.7	57.5	52.5	64.1	
Yes	14.0	28.2	36.5	44.7	30.2	
I don't have any brothers or sisters	6.1	7.1	6.0	2.8	5.7	
N of Valid	228	255	252	179	914	
N of Miss	41	21	31	14	107	

Table 236: Have any of your brothers or sisters ever: taken a handgun to school?




Response	6	8	10	12	Total	
No	93.4	91.8	92.0	96.6	93.2	
Yes	0.4	1.2	2.0	0.6	1.1	
I don't have any brothers or sisters	6.2	7.1	6.0	2.8	5.7	
N of Valid	227	255	251	179	912	
N of Miss	42	21	32	14	109	

Table 237: Have any of your brothers or sisters ever: been suspended or expelled from school?




Response	6	8	10	12	Total	
No	77.1	68.6	58.2	62.9	66.7	
Yes	16.7	24.3	35.9	33.7	27.4	
I don't have any brothers or sisters	6.2	7.1	6.0	3.4	5.8	
N of Valid	227	255	251	178	911	
N of Miss	42	21	32	15	110	

Table 238: Have any of your brothers or sisters ever: used e-cigarettes, e-cigars or e-hookahs?




Response	6	8	10	12	Total	
No	86.3	67.3	64.5	63.1	70.5	
Yes	7.5	25.6	29.5	33.0	23.6	
I don't have any brothers or sisters	6.2	7.1	6.0	3.9	5.9	
N of Valid	227	254	251	179	911	
N of Miss	42	22	32	14	110	

Table 239: Have any of your brothers or sisters ever: used prescription drugs not prescribed to him/her?




Response	6	8	10	12	Total	
No	89.9	81.2	78.9	77.7	82.0	
Yes	3.9	11.8	14.7	19.6	12.2	
I don't have any brothers or sisters	6.1	7.1	6.4	2.8	5.8	
N of Valid	228	255	251	179	913	
N of Miss	41	21	32	14	108	

Table 240: Have you changed homes in the past year (the last 12 months)?



Response	6	8	10	12	Total	
No	72.1	76.4	77.4	73.2	74.9	
Yes	27.9	23.6	22.6	26.8	25.1	
N of Valid	229	254	252	179	914	
N of Miss	40	22	31	14	107	

Table 241: How many times have you changed homes since kindergarten?






Response	6	8	10	12	Total	
Never	32.6	30.8	27.9	20.7	28.4	
1 or 2 times	34.4	34.0	28.7	31.3	32.1	
3 or 4 times	20.5	20.6	21.9	22.3	21.3	
5 or 6 times	8.5	5.1	10.4	12.8	8.9	
7 or more times	4.0	9.5	11.2	12.8	9.3	
N of Valid	224	253	251	179	907	
N of Miss	45	23	32	14	114	

Table 242: Have you changed schools (including changing from elementary to middle and middle to high school) in the past year?



Response	6	8	10	12	Total	
No	39.7	38.2	42.6	78.1	47.7	
Yes	60.3	61.8	57.4	21.9	52.3	
N of Valid	224	249	249	178	900	
N of Miss	45	27	34	15	121	

Table 243: How many times have you changed schools since kindergarten (including changing from elementary to middle and middle to high school)?






Response	6	8	10	12	Total	
Never	33.0	23.7	17.8	21.9	24.1	
1 or 2 times	19.2	16.9	21.5	18.5	19.0	
3 or 4 times	30.4	29.3	15.4	24.7	24.8	
5 or 6 times	10.7	17.3	28.3	23.6	19.9	
7 or more times	6.7	12.9	17.0	11.2	12.1	
N of Valid	224	249	247	178	898	
N of Miss	45	27	36	15	123	

Table 244: Has anyone in your family ever had severe alcohol or drug problems?



Response	6	8	10	12	Total	
No	72.4	62.2	58.3	53.9	62.0	
Yes	27.6	37.8	41.7	46.1	38.0	
N of Valid	225	254	252	178	909	
N of Miss	44	22	31	15	112	

Table 245: About how many adults (over 21) have you known personally who in the past year have: used marijuana, crack, cocaine, or other drugs?






Response	6	8	10	12	Total	
0	80.1	65.9	55.5	43.3	62.1	
1	10.2	14.3	13.4	15.7	13.3	
2	4.9	9.5	10.9	11.8	9.2	
3-4	2.7	4.0	8.1	12.4	6.4	
5	2.2	6.3	12.1	16.9	9.0	
N of Valid	226	252	247	178	903	
N of Miss	43	24	36	15	118	

Table 246: About how many adults (over 21) have you known personally who in the past year have: sold or dealt drugs?






Response	6	8	10	12	Total	
0	89.2	80.2	68.1	65.7	76.2	
1	7.7	10.3	13.7	12.9	11.1	
2	1.4	3.2	4.8	6.7	3.9	
3-4	0.5	2.8	4.8	8.4	3.9	
5	1.4	3.6	8.5	6.2	4.9	
N of Valid	222	252	248	178	900	
N of Miss	47	24	35	15	121	

Table 247: About how many adults (over 21) have you known personally who in the past year have: done other things that could get them in trouble with the police, like stealing, selling stolen goods, mugging or assaulting others, etc.?






Response	6	8	10	12	Total	
0	83.1	71.8	68.8	69.5	73.3	
1	9.3	14.7	13.6	14.1	12.9	
2	3.1	4.0	5.2	5.1	4.3	
3-4	1.8	3.6	5.2	6.2	4.1	
5	2.7	6.0	7.2	5.1	5.3	
N of Valid	225	252	250	177	904	
N of Miss	44	24	33	16	117	

Table 248: About how many adults (over 21) have you known personally who in the past year have: gotten drunk or high?






Response	6	8	10	12	Total	
0	60.8	45.4	36.4	25.7	42.9	
1	21.6	17.1	16.0	14.5	17.4	
2	5.3	13.9	11.2	12.3	10.7	
3-4	5.3	8.0	10.4	14.0	9.2	
5	7.0	15.5	26.0	33.5	19.8	
N of Valid	227	251	250	179	907	
N of Miss	42	25	33	14	114	

Table 249: Have you seen or heard information about underage drinking in the past 12 months from the following sources? Radio



Response	6	8	10	12	Total	
No	54.3	59.4	60.2	66.9	59.8	
Yes	45.7	40.6	39.8	33.1	40.2	
N of Valid	230	261	254	181	926	
N of Miss	39	15	29	12	95	

Table 250: Have you seen or heard information about underage drinking in the past 12 months from the following sources? TV.



Response	6	8	10	12	Total	
No	37.4	34.0	32.8	40.2	35.7	
Yes	62.6	66.0	67.2	59.8	64.3	
N of Valid	227	262	253	179	921	
N of Miss	42	14	30	14	100	

Table 251: Have you seen or heard information about underage drinking in the past 12 months from the following sources? Print. This includes information on underage drinking you may have seen in the newspaper, on a billboard, in pamphlets, on stickers, etc.



Response	6	8	10	12	Total	
No	48.2	46.0	46.9	52.2	48.0	
Yes	51.8	54.0	53.1	47.8	52.0	
N of Valid	228	263	254	180	925	
N of Miss	41	13	29	13	96	

Table 252: Have you seen or heard information about underage drinking in the past 12 months from the following sources? Website or social media? (Facebook, Myspace, website, etc.)



Response	6	8	10	12	Total	
No	49.6	41.6	40.2	42.1	43.3	
Yes	50.4	58.4	59.8	57.9	56.7	
N of Valid	226	262	254	178	920	
N of Miss	43	14	29	15	101	

Table 253: The next questions ask about your opinions of the information you saw or heard. If you have seen or heard more than one ad, please think about your favorite ad when answering these questions. The information about underage drinking that I saw or heard was convincing.






Response	6	8	10	12	Total	
NO!	20.7	9.3	11.5	13.8	13.6	
no	5.9	16.6	22.2	28.2	17.8	
yes	21.2	31.3	34.9	36.5	30.9	
YES!	28.4	19.7	12.7	7.7	17.5	
I have not seen or heard any ads about underage drinking in the past 12 months.	23.9	23.2	18.7	13.8	20.2	
N of Valid	222	259	252	181	914	
N of Miss	47	17	31	12	107	

Table 254: The next questions ask about your opinions of the information you saw or heard. If you have seen or heard more than one ad, please think about your favorite ad when answering these questions. The information about underage drinking that I saw or heard grabbed my attention.






Response	6	8	10	12	Total	
NO!	17.4	10.5	11.2	15.5	13.4	
no	13.4	21.3	24.0	32.6	22.3	
yes	21.0	28.3	30.0	30.9	27.5	
YES!	22.3	17.8	16.0	7.2	16.3	
I have not seen or heard any ads about underage drinking in the past 12 months.	25.9	22.1	18.8	13.8	20.5	
N of Valid	224	258	250	181	913	
N of Miss	45	18	33	12	108	

Table 255: The next questions ask about your opinions of the information you saw or heard. If you have seen or heard more than one ad, please think about your favorite ad when answering these questions. The information about underage drinking that I saw or heard said something important to me.






Response	6	8	10	12	Total	
NO!	16.1	11.7	12.7	12.2	13.2	
no	9.9	18.7	29.1	33.7	22.4	
yes	19.3	24.5	25.5	31.5	24.9	
YES!	29.6	22.6	14.7	9.4	19.5	
I have not seen or heard any ads about underage drinking in the past 12 months.	25.1	22.6	17.9	13.3	20.1	
N of Valid	223	257	251	181	912	
N of Miss	46	19	32	12	109	

Table 256: The next questions ask about your opinions of the information you saw or heard. If you have seen or heard more than one ad, please think about your favorite ad when answering these questions. Seeing or hearing this information about underage drinking made me want to stop or decrease my drinking.










Response	6	8	10	12	Total	
NO!	21.1	11.4	15.6	17.2	16.1	
no	3.8	12.2	23.2	31.7	17.2	
yes	5.7	19.1	18.1	22.2	16.3	
YES!	26.8	20.7	17.3	13.9	19.8	
I have not seen or heard any ads about underage drinking in the past 12 months.	42.6	36.6	25.7	15.0	30.6	
N of Valid	209	246	237	180	872	
N of Miss	60	30	46	13	149	

Table 257: How honest were you in filling out this survey?

Response	6	8	10	12	Total	
I was very honest	88.9	86.6	82.2	84.0	85.4	
I was honest pretty much of the time	10.2	11.9	15.9	12.2	12.6	
I was honest some of the time	0.9	1.5	1.2	2.2	1.4	
I was honest once in a while	0.0	0.0	0.8	1.7	0.5	
I was not honest at all	0.0	0.0	0.0	0.0	0.0	
N of Valid	225	261	258	181	925	
N of Miss	44	15	25	12	96	